







WALK BIKE SAFETY AUDIT SELECTION PROCESS



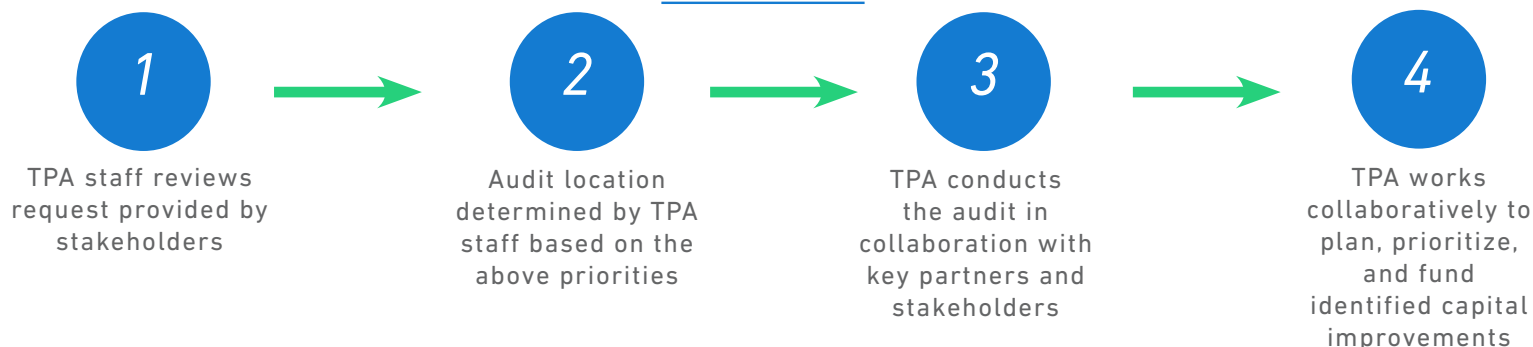
Have a location in mind for a Walk Bike Safety Audit?

The guidelines below outline the TPA selection priorities for conducting a Walk Bike Safety Audit.

Selection Criteria:

-  Identified on an adopted plan or study
-  Identified on the TPA's Vision Zero High Injury Network (HIN)
-  Is within a mile or close proximity to a traditionally underserved area
-  Creates a safe route to school
-  Provides access to jobs, services or commercial areas
-  Improves transit access

Process:



For more information visit
PalmBeachTPA.org/Walk-Bike-Audits

@PalmBeachTPA

