




PALM BEACH
Transportation
Planning Agency

DRAFT

TRANSPORTATION IMPROVEMENT PROGRAM

FY 2026-2030

First Draft - May 2025
Scheduled for Adoption June 26, 2025



*View the projects on the
Interactive TIP Tool*

PalmBeachTPA.org/TIP

FY 2026 – 2030 TRANSPORTATION IMPROVEMENT PROGRAM PALM BEACH TPA

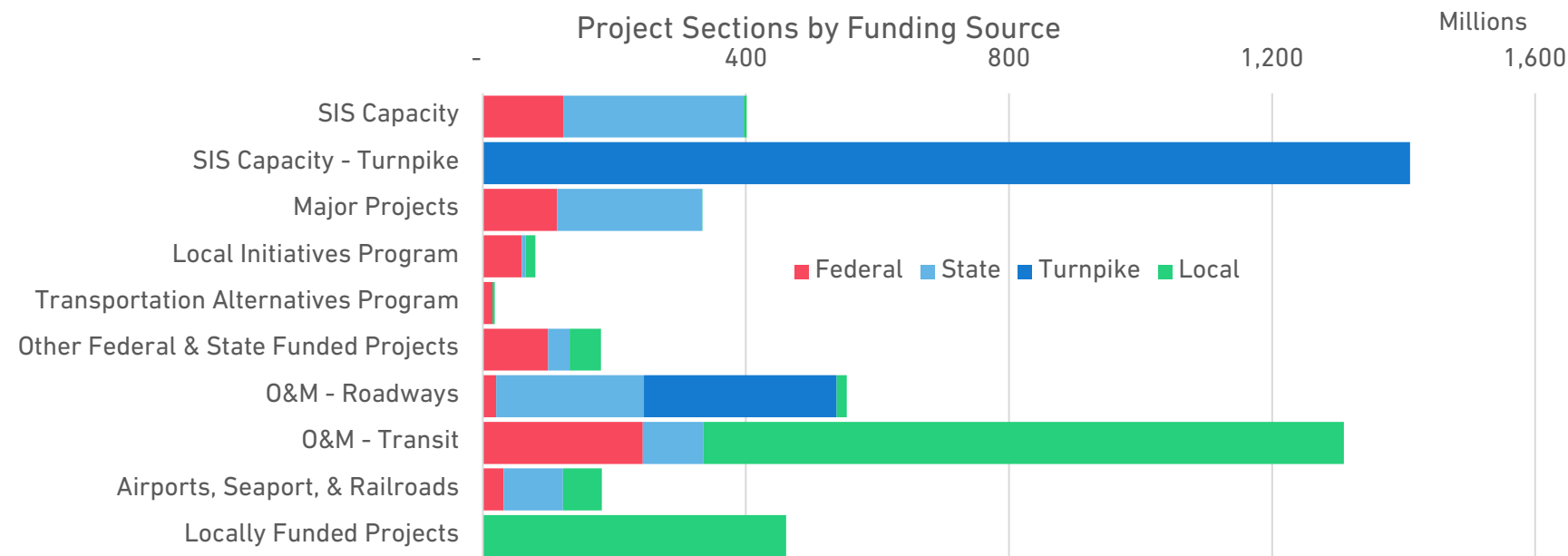
Executive Summary.....	3
Projects Sections in the TIP.....	4
Federal Performance Measures.....	6
Summary of TPA Priority Projects.....	8
Funding Summary.....	8
Project Details	
SIS Capacity	22
Major Projects.....	52
Local Initiatives Program.....	73
Transportation Alternatives Program.....	83
Other Federal & State Funded Projects.....	91
O&M Roadways.....	115
O&M Transit.....	184
Airports, Seaports, & Railroads.....	196
Locally Funded Projects.....	Available in Separate Document
Districtwide Projects.....	Available in Separate Document
Appendices	
A. Glossary.....	PalmBeachTPA.org/TIP
B. Public Participation and Comments.....	PalmBeachTPA.org/TIP
C. Federal Performance Measures	PalmBeachTPA.org/TIP
D. TPA Priority Projects List for FY 26-30	PalmBeachTPA.org/priorities
E. TPA Draft Tentative Work Program (DTWP) for FY 26-30.....	PalmBeachTPA.org/TIP
F. Eastern Federal Lands Highway Division FY 25-28 TIP	PalmBeachTPA.org/TIP
G. Long Range Transportation Plan (LRTP) and Fiscal Analysis.....	PalmBeachTPA.org/TIP
H. Annual Listing of Obligated Projects for FY 25	PalmBeachTPA.org/TIP
I. Amendments and Modifications	PalmBeachTPA.org/TIP

EXECUTIVE SUMMARY

The Transportation Improvement Program (TIP) is the five-year funding program for transportation projects utilizing federal and state funds in Palm Beach County. The Program covers Fiscal Year 2026 through Fiscal Year 2030 following the federal fiscal calendar beginning October 1st and ending September 30th (i.e. Fiscal Year 2026 addresses the dates of October 1, 2025 to September 30, 2026). Projects utilizing state funds are based on a fiscal year beginning July 1st and ending June 30th.

The TIP is developed through a continuous, cooperative, and comprehensive effort involving the Florida Department of Transportation (FDOT), the Board of County Commissioners, the Port of Palm Beach, and municipalities within the County. The TIP was developed in cooperation with the public transit operators including South Florida Regional Transportation Authority (SFRTA) and Palm Tran. Consultation is also carried out with the Miami-Dade TPO, the Broward MPO, and the Martin County MPO. The document complies with the requirements set forth in Section 134 of Title 23, USC and 23 CFR 450.324.

Funding is identified from federal, state, Turnpike, and local sources. The TIP incorporates FDOT’s Fiscal Year (FY) 26-30 Work Program and generally moves forward the projects in the timeframe from previous TIPs. The TIP also includes local capital improvement plans and operating budgets for informational purposes.



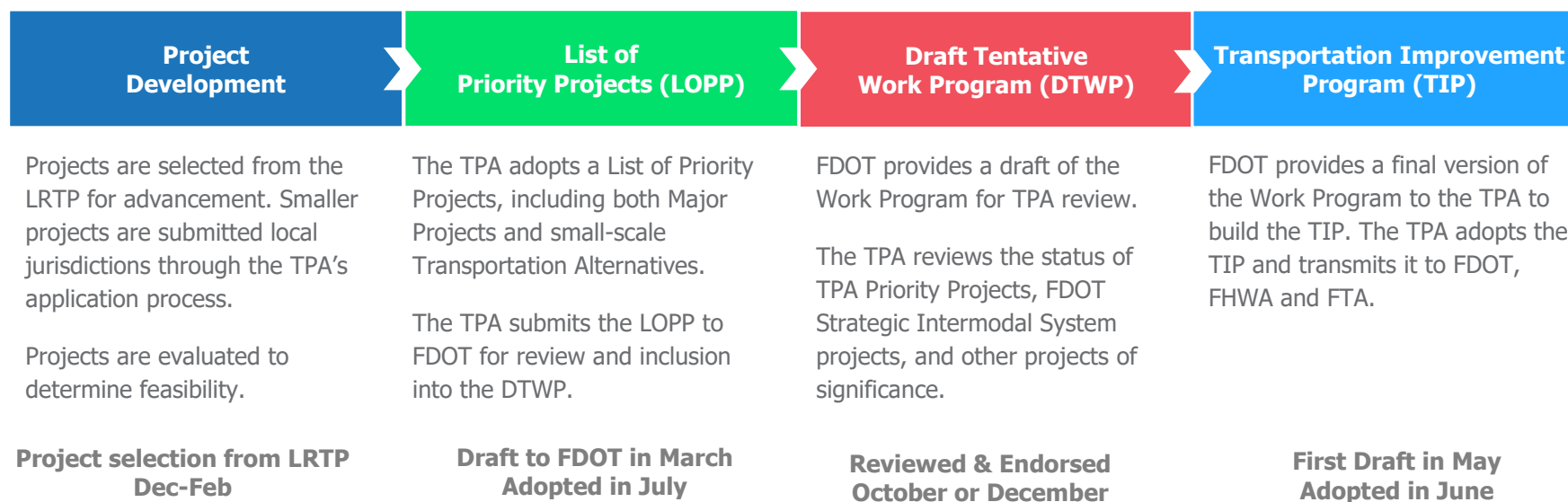
Projects At a Glance

Project Section	# of Projects	5-Year TIP Funding	% of Total Funds
Strategic Intermodal System (SIS) Capacity Capacity projects prioritized by FDOT through the SIS Cost Feasible Plan to support regional mobility	19	\$401,061,561	8.98%
SIS Capacity – Turnpike Capacity projects prioritized by Florida’s Turnpike with Turnpike revenues.	14	\$1,409,850,752	31.57%
Major Projects TPA prioritized highway, transit, and freight projects, predominantly on state roadways based on the Goals, Objectives and Values in the LRTP. Projects are programmed out of the LRTP.	30	\$334,016,528	7.48%
Local Initiatives Program Lower cost, non-regionally significant projects submitted to the TPA by local agencies and prioritized using a project scoring system based on the goals, objectives and values in the LRTP.	17	\$79,662,829	1.78%
Transportation Alternatives Program Active transportation projects submitted to the TPA annually by local agencies and prioritized through the TPA Governing Board.	15	\$18,280,406	0.41%
Other Federal & State Funded Projects Additional projects advanced by agencies other than the TPA with state or federal funding, such as needs-based safety programs or discretionary funding sources.	37	\$179,385,278	4.02%
Operations & Maintenance (O&M) – Roadways Projects to maintain the condition of the transportation infrastructure and the need to operate it efficiently.	115	\$553,519,188	12.39%
Operations & Maintenance (O&M) – Transit Projects by the transit agencies to continue to operate existing services.	21	\$1,309,404,321	29.32%
Airports / Seaport / Railroads Projects identified by intermodal facility owners and operators.	46	\$180,856,279	4.05%
TOTAL TIP FY 2026-2030	314	\$4,466,037,142	100.00%
<i>Districtwide</i> Projects funded and contracted at the FDOT District 4 level. Projects are approved into the TIP.	365	\$1,430,266,619	
<i>Locally Funded Projects</i> Projects from local capital improvement programs or other local work programs using entirely local funding. Projects are provided for informational purposes only.	105	\$460,942,000	

The Project Development Process

The projects in the TIP are required to be consistent with the TPA's Long Range Transportation Plan (LRTP). The TPA's funding programs – Major Projects, Local Initiatives, and Transportation Alternatives – are scored based on the goals of the LRTP and prioritized for inclusion in the TIP. Project selection is made in accordance with the requirements of 23 CFR 450.332.

The adopted LRTP is Cost Feasible; it prioritizes projects based on anticipated available revenue. The LRTP is referenced and seeks consistency with local comprehensive plans to the maximum extent feasible. The TPA adopted a list of Priority Projects from the LRTP in July and transmitted them to FDOT for use in preparing the tentative Work Program – these are included in Appendix D and highlighted in the summary of projects section. FDOT then developed the Draft Tentative Work Program and provided the program of projects for creation of the TIP. The TIP development process is seen in the diagram below.



Public Participation

The public participation process for the Draft FY 2026-2030 TIP is in accordance with the policies and procedures of the TPA's Public Participation Plan. Appendix B provides detailed information on the schedule and outreach opportunities for the public to review the Draft TIP. More information on the TPA's public participation process can be found at palmbeachtpa.org/PPP

Certification Review

The Palm Beach TPA undergoes a certification review process annually with FDOT and a quadrennial review with Federal Highway Administration (FHWA) and Federal Transit Administration (FTA). The certification review process ensures the TPA is carrying out the metropolitan planning process in adherence with federal and state regulations. The TIP is reviewed during this process. The last joint FHWA and FTA Certification Review was completed on August 31, 2023 and the next review is anticipated to be completed by August 2027. The last Joint State/TPA Certification Review was completed on June 21, 2024.

Federal Performance Measures

Projects and system-wide effectiveness for all modes of transportation are evaluated through Performance Measures, which are inclusive of the Congestion Management Process (CMP). A CMP is a systematic and regionally accepted approach for managing congestion that provides accurate, up-to-date information on transportation system performance and assesses alternative strategies for congestion management that meet TPA needs. The process is integrated into the TPA's performance measures that cover multiple modes of transportation including travel time reliability of people and trucks, transit v. car vehicle commute time, and walk, bike, transit commuter mode splits.

Performance measures connect investment and policy decisions to achieve the goals adopted in the TPA's Long Range Transportation Plan (LRTP). The TPA's aim is to provide measures that use data-driven, quantitative criteria to set and analyze achievable targets. Using a performance-based method ensures the most efficient investment public funds by increasing accountability, transparency, and providing for better investment decisions geared towards specific outcomes. The TPA is required to adopt targets for established federal performance measures based on national goals enacted by Congress in Moving Ahead for Progress in the 21st Century (MAP-21). The TPA's adopted federal performance measures and targets are summarized in the table on the following page. Please refer to Appendix C for more information on the federal performance measures.

Federal Performance Measures and Targets

Category	Performance Measure	TPA Target
Safety	Fatalities	(2024) Zero
	Serious Injuries	Zero
	Rate of Serious Injuries per 100M vehicle miles travelled (VMT)	Zero
	Rate of Fatalities per 100M VMT	Zero
	Nonmotorized Fatalities and Serious Injuries	Zero
System Performance	Percent of reliable person-miles traveled on the Interstate	(2025) ≥ 70%
	Percent of reliable person-miles traveled on the non-Interstate NHS	≥ 50%
	Truck travel time reliability ratio (TTTR) on the Interstate	≤ 2.00
Bridges	Percent of NHS bridges classified as in Good condition by deck area	(2025) ≥ 50%
	Percent of NHS bridges classified as in Poor condition by deck area	≤ 10%
Pavement	Percent of Interstate pavements in Good condition	(2025) ≥ 60%
	Percent of Interstate pavements in Poor condition	≤ 5%
	Percent of non-Interstate NHS pavements in Good condition	≥ 40%
	Percent of non-Interstate NHS pavements in Poor condition	≤ 5%
Transit (Palm Tran) <i>Vehicles</i>	Percent of Vehicles exceeding useful life	(2022)
	Vehicles – Articulated Bus	≤ 0%
	Vehicles – Fixed Route Bus	≤ 0%
	Vehicles – Paratransit Bus	≤ 0%
	Vehicles – Paratransit Van	≤ 0%
<i>Equipment</i>	Percent of Equipment exceeding useful life	
	Equipment – Automobiles	≤ 0%
	Equipment – Trucks	≤ 0%
<i>Facilities</i>	Percent of Facilities exceeding useful life	≤ 0%
Transit (SFRTA)		(2023)
<i>Rolling Stock</i>	Revenue vehicles (>39 yrs old)	≤ 30%
<i>Equipment</i>	Non-revenue support service & maintenance vehicles (>8 yrs old)	≤ 50%
<i>Facilities</i>	Stations, maintenance facilities, & operations center (<2.5 on 1-5 scale)	≤ 5%
<i>Fixed Guideway</i>	Rail fixed-guideway track with performance restrictions	≤ 3.5%
Transit Safety (Palm Tran)	Fixed Route / Paratransit	Fixed Route/Paratransit
	Fatalities	(2022) Zero/Zero
	Fatality Rate per 100k vehicle revenue miles (VRM)	Zero/Zero
	Injuries	63/34
	Injury Rate per 100k VRM	0.9/0.4
	Safety Events	43/32
	Safety Event Rate per 100k VRM	0.6/0.3
	System Reliability (VRM per failure)	14,000/7,700

Funding Summary

The TIP is financially constrained for each fiscal year. Federally funded projects identified in the TIP can be implemented using current proposed revenue sources based on the FDOT Tentative Work Program and locally dedicated transportation revenues. All Projects funded by FDOT with federal or non-federal dollars are included in a balanced 36-month forecast of cash and expenditures and a five-year finance plan supporting the FDOT Work Program. All local government projects (non-federally funded) that are included in the TIP are part of member local government's capital improvement programs. The tables on the next page provide a summary of federal, state and local funding for each funding code type by fiscal year. Note that all project costs are shown in year of expenditure dollars, meaning the costs reflect the adjusted value of the work at the time the funds will be expended on the project.

Summary of TPA Priority Projects

Following the funding summary are summary tables providing the status of TPA Priority Projects. Projects with significant changes from the prior FY 2025-2029 are highlighted.

- **TPA Major Projects**
- **Local Initiatives**
- **Transportation Alternatives**
- **Shared-Use Network (SUN) Trail Priorities**
- **Active and Under Construction TPA Priorities**

Projects are shown by priority year and ranking, along with the funding amount and phase. A typical project may include a Project Development and Environment (PD&E) phase, a Design (PE) phase, a Right of Way (ROW) phase and a Construction (CST) phase. An explanation of all potential project phases included in the TIP is provided below.

Project Phases

CODE	NAME	CODE	NAME
CAP	Capital	OPS	Operations
CST	Construction	PDE	Project Development and Environmental
DSB	Design Build	PE	Preliminary Engineering
ENV	Environmental	PLN	Planning
INC	Contract Incentives	ROW	Right of Way Acquisition
MNT	Maintenance	RRU	Railroad & Utilities
MSC	Miscellaneous Construction		

For a list of additional terms and their definitions, see Appendix A.

Total Programmed by Funding Code

Fund Code / Name		2026	2027	2028	2029	2030	Total
Federal							
ROADS, BRIDGES, & MAJOR PROJECTS							
ACBR	AC FED BRIDGE FUNDS	300,000	-	-	-	-	300,000
ACFP	AC NATIONAL FREIGHT PROG (NFP)	-	599,771	18,596,928	3,806,806	-	23,003,505
ACNP	AC NATIONAL HWY FUNDS	68,191,634	14,987,303	53,752,753	11,198,475	-	148,130,165
ACNR	AC NATIONAL HWY RESURFACING	8,457,866	4,423,976	2,408,373	-	3,753,908	19,044,123
ACPR	ADVANCED CONSTRUCTION PROTECT GRANT	4,965,148	-	10,064,737	-	-	15,029,885
ACSA	AC STATEWIDE STP (SA) FUNDS	10,000	-	-	-	-	10,000
ACSS	ADVANCE CONSTRUCTION (SS,HSP)	8,045,939	7,335,627	10,766,399	2,979,374	13,533,584	42,660,923
ACSU	AC PALM BEACH TPA (SU) FUNDS	9,221,946	-	-	-	-	9,221,946
CM	CONGESTION MITIGATION FOR AIR QUALITY	-	-	-	2,431,113	-	2,431,113
FAA	FEDERAL AVIATION ADMIN	6,100,000	22,500,000	-	-	-	28,600,000
GFEV	GENERAL FUND - VEHICLE CHARGING PROGRAM	1,500,000	-	-	-	-	1,500,000
HP	FEDERAL HIGHWAY PLANNING	1,450,000	-	-	-	-	1,450,000
PL	METRO PLAN (85% FA; 15% OTHER)	2,571,365	2,571,365	2,571,365	2,571,365	2,571,365	12,856,825
RHH	RAIL HIGHWAY X-INGS - HAZARD	1,590,368	1,417,741	-	-	-	3,008,109
SA	STP, ANY AREA STATEWIDE	2,877,674	5,139,287	511,610	4,427,043	196,029	13,151,643
SU	STP, PALM BEACH TPA	36,477,207	23,426,427	23,295,129	23,673,150	18,126,132	124,998,045
TALT	TRANSPORTATION ALTS- ANY AREA STATEWIDE	2,163,235	1,598,187	394,950	-	-	4,156,372
TALU	TRANSPORTATION ALTS PALM BEACH TPA	3,528,817	3,510,386	3,528,817	-	-	10,568,020
FEDERAL TRANSIT ADMINISTRATION							
5307	FEDERAL TRANSIT URBAN AREA FORMULA FUNDS	48,718,290	48,718,290	48,558,290	48,558,290	24,966,675	219,519,835
5311	FEDERAL TRANSIT RURAL AREA FORMULA FUNDS	1,094,985	1,102,797	1,111,469	1,111,469	651,827	5,072,547
5339	FTA BUS & BUS FACILITIES INFRASTRUCTURE	4,000,000	4,000,000	4,000,000	4,000,000	2,000,000	18,000,000
<i>Federal Subtotal</i>		<i>211,764,474</i>	<i>141,331,157</i>	<i>179,560,820</i>	<i>104,757,085</i>	<i>65,799,520</i>	<i>703,213,056</i>

Total Programmed by Funding Code

Fund Code / Name		2026	2027	2028	2029	2030	Total
State							
BNIR	INTRASTATE R/W & BRIDGE BONDS	13,673,034	-	2,581,620	-	-	16,254,654
BRRP	STATE BRIDGE REPAIR & REHAB	1,887,460	-	20,359,695	-	-	22,247,155
CIGP	COUNTY INCENTIVE GRANT PROGRAM	-	-	10,658,324	400,000	-	11,058,324
D	UNRESTRICTED STATE PRIMARY	20,387,241	20,168,723	22,422,817	22,808,834	18,321,568	104,109,183
DDR	DISTRICT DEDICATED REVENUE	50,140,872	46,653,658	48,552,269	125,149,755	62,186,446	332,683,000
DI	ST. - S/W INTER/INTRASTATE HWY	17,613,265	58,402,918	1,564,314	101,463,350	3,319,746	182,363,593
DIH	STATE IN-HOUSE PRODUCT SUPPORT	2,328,763	1,310,081	890,273	780,176	1,022,392	6,331,685
DITS	STATEWIDE ITS - STATE 100%.	3,349,094	3,060,103	-	-	-	6,409,197
DPTO	STATE - PTO	15,559,378	22,946,012	16,631,773	24,030,230	7,958,369	87,125,762
DS	STATE PRIMARY HIGHWAYS & PTO	1,648,939	521,930	4,318,715	25,779,616	1,841,898	34,111,098
DSPC	SERVICE PATROL CONTRACT	3,250,842	2,377,240	1,115,531	2,288,478	1,952,850	10,984,941
DSBD	I-95 EXPRESS LANES	8,716,420	5,299,400	849,389	2,099,814	-	16,965,023
DU	STATE PRIMARY/FEDERAL REIMB	-	-	-	-	-	-
FCO	PRIMARY/FIXED CAPITAL OUTLAY	370,000	-	350,000	275,000	-	995,000
GMR	GROWTH MANAGEMENT FOR SIS	-	24,356	-	2,932,270	-	2,956,626
SCRC	SMALL COUNTY OUTREACH PROGRAM - RURAL	685,725	-	-	-	-	685,725
SIWR	2015 SB2514A-STRATEGIC INT SYS	-	2,453,972	-	-	-	2,453,972
STED	2012 SB1998-STRATEGIC ECON COR	10,300,000	48,896,980	-	-	-	59,196,980
TDTF	TRANS DISADV - TRUST FUND	6,732,152	6,732,152	6,732,152	6,732,152	3,535,152	30,463,760
TMBD	I-95 EXPRESS LANES	725,848	725,848	725,848	2,411,448	-	4,588,992
TOBD	I-95 EXPRESS LANES	332,000	563,000	584,000	377,000	390,880	2,246,880
TO04	MIAMI-DADE EXPRESSWAY AUTH.	10,000,000	-	-	-	-	10,000,000
TO06	TAMPA-HILLSBOROUGH EXPR. AUTH.	3,000,000	-	-	-	-	3,000,000
TRIP	TRANS REGIONAL INCENTIVE PROGM	4,681,382	2,100,000	-	4,500,000	-	11,281,382
TRWR	TRIP, WHEELS ON THE ROAD	1,346,043	-	-	-	-	1,346,043
<i>State Subtotal</i>		<i>176,728,458</i>	<i>222,236,373</i>	<i>138,336,720</i>	<i>322,028,123</i>	<i>100,529,301</i>	<i>959,858,975</i>
Turnpike							
PKBD	TURNPIKE MASTER BOND FUND	176,959,657	283,612,503	258,132,314	455,685,284	-	1,174,389,758
PKYI	TURNPIKE IMPROVEMENT	17,301,274	11,405,871	13,048,247	132,327,514	1,225,000	175,307,906
PKYO	TURNPIKE TOLL COLLECTION/OPER.	44,716,207	54,716,207	57,716,000	54,716,000	57,716,207	269,580,621
<i>Turnpike Subtotal</i>		<i>238,977,138</i>	<i>349,734,581</i>	<i>328,896,561</i>	<i>642,728,798</i>	<i>58,941,207</i>	<i>1,619,278,285</i>

Total Programmed by Funding Code

Fund Code / Name		2026	2027	2028	2029	2030	Total
Local							
ADR	ADVERTISING REVENUE	1,461,000	1,461,000	1,356,000	1,386,000	736,000	6,400,000
ADV	AD-VALOREM	117,934,740	117,934,740	117,934,740	117,934,740	80,104,740	551,843,700
BOCA	BOCA RATON	880,000	880,000	981,000	981,000	505,000	4,227,000
CENW	CENTURY WEST	725,000	725,000	700,000	700,000	350,000	3,200,000
FBR	FAREBOX REVENUE	19,963,400	22,628,400	23,265,400	23,265,400	10,850,400	99,973,000
GT	LOCAL OPTION GAS TAX	33,695,000	33,695,000	33,695,000	33,695,000	33,695,000	168,475,000
IST	INFRASTRUCTURE SURTAX	8,852,000	23,530,000	-	-	-	32,382,000
LGT	LOCAL OPTION GAS TAX	33,045,000	33,045,000	33,045,000	33,045,000	-	132,180,000
LF	LOCAL FUNDS	267,173,942	95,175,091	102,313,096	101,700,000	9,833,609	576,195,738
PKLF	LOCAL SUPPORT FOR TURNPIKE	-	-	-	63,755,058	-	63,755,058
RTA	SFRTA	1,332,666	1,332,666	1,332,666	1,332,666	666,666	5,997,330
<i>Local Total</i>		<i>485,062,748</i>	<i>330,406,897</i>	<i>314,622,902</i>	<i>377,794,864</i>	<i>136,741,415</i>	<i>1,644,628,826</i>

Summary							
Federal		211,764,474	141,331,157	179,560,820	104,757,085	65,799,520	703,213,056
State		176,728,458	222,236,373	138,336,720	322,028,123	100,529,301	959,858,975
Turnpike		238,977,138	349,734,581	328,896,561	642,728,798	58,941,207	1,619,278,285
Local		485,062,748	330,406,897	314,622,902	377,794,864	136,741,415	1,644,628,826
Grand Total		1,112,532,818	1,043,709,008	961,417,003	1,447,308,870	362,011,443	4,926,979,142

Table 1: Major Projects

Projects are predominantly on state roadways using state funding sources, including but not limited to District Dedicated Revenue (DDR) and Primary Highways & Public Transportation Funds (DS).
Projected funding availability is anticipated to be approximately \$20.4 Million/year but varies yearly. FDOT requests the TPA "oversubscribe" to ensure programming of all available funds.

Shown in \$1,000s

Year - Rank	Applicant/ Lead Agency	Location	Description	Proj. No.	Total Cost		TIP FY 2026-2030						Addt'l Funds Needed	Notes
						< FY 26	FY 26		FY 27		FY 28			
--	Palm Beach TPA	TPA Planning & Administration as detailed in the UPWP			4393255 4393256 4393257	\$23,413	N/A	PL \$2,571 SU \$2,006	PL \$2,571 SU \$2,100	PL \$2,571 SU \$2,150	PL \$2,571 SU \$2,150	PL \$2,571 SU \$2,150		
04-1	FDOT	SR-7 from 60th St to Northlake Blvd	Construct new 4L road	2296645 2296646	\$257 \$100,003						PE \$257			Pending litigation
						\$8,393	PE \$3,000		RRU \$24	ENV \$473 CST \$81,003	ENV \$2,369 CST \$4,740			
04-2	FDOT	SR-7 from Okeechobee Blvd to 60th St	Widen from 2L to 4L	2296647	\$48,762	\$477	PE \$750	RRU \$3	CST \$47,532					Pending litigation
14-1	FDOT/ SFRTA	Passenger Rail Service on FEC	Transit Alternative Analysis to extend commuter rail service onto the FEC corridor from Broward County Line or via the Northwood Crossover; Construct Stations and Rolling Stock	4170317	\$542,100	\$1,350							\$540,750	FEC easement/ access fee and O&M needed for PD&E. TPA/FDOT Feasibility Study Underway.
14-3	FDOT	Atlantic Ave from SR-7 to E of Lyons Rd	Widen from 2L to 4L, including buffered 7' bike lanes and 6' sidewalks	2296584	\$41,204	\$36,857	ROW \$1,080	ROW \$142		ROW \$124	ROW \$3,000			Under Construction
16-1b	FDOT	Atlantic Ave from Florida's Turnpike to Cumberland Dr	Widen from 4L to 6L, including 7' buffered bike lanes and 10' shared-use-paths where feasible	4405754	\$57,235	\$3,501	ROW \$6,540		ROW \$5,198	CST \$39,989	CST \$2,007			
16-1c	FDOT	Atlantic Ave from Cumberland Dr to Jog Rd	Widen from 4L to 6L, including 7' buffered bike lanes and 10' shared-use-paths where feasible	4405755	\$39,195	\$2,822	ROW \$946	ROW \$2,000	ROW \$4,140 RRU \$50	CST \$27,230	CST \$2,007			
17-1	FDOT/ Palm Tran	US-1: Camino Real Rd to Indiantown Rd	561 Plan Transit Corridor: New enhanced transit service with associated multimodal facilities											
17-1b	Palm Tran/ FDOT	US-1: Palmetto Park Rd to Northlake Blvd	Construct 14 enhanced transit shelters within existing ROW	4383864	\$7,202	\$1,153	CST \$6,002	CST \$48						
17-1c	Boca Raton/ FDOT	US-1: Camino Real to NE 8th St/Mizner Blvd in Boca Raton	Lane Repurposing from 6L to 4L between Camino Real and SE Mizner Blvd; associated multimodal facilities	4383865	\$9,105	\$944	CST \$8,161							
17-1d	WPB/ FDOT	US-1: 25th St to 45th St in West Palm Beach	Reconstruct roadway to include pedestrian and bicycle facilities and safety enhancements	4383866	\$14,479	\$823					CST \$13,657			
17-1f	FDOT/ N Palm Beach	US 1: Northlake Blvd to Parker Bridge in North Palm Beach	Lane Repurposing from 6L to 4L with shared-use paths, bicycle lanes, landscaping and furnishing zone	4383867	\$8,672					PE \$920			\$7,752	Lane repurposing application approved by FDOT.
17-1g	Lake Worth Beach/ FDOT	US-1: Dixie/Federal Junction to Gregory Rd in Lake Worth Beach	Speed Mitigation; Safety Improvements; Pedestrian and Bicycle Improvements; Signalization	TBD	\$5,674								\$5,674	

Table 1: Major Projects

Shown in \$1,000s

Year - Rank	Applicant/ Lead Agency	Location	Description	Proj. No.	Total Cost		TIP FY 2026-2030						Addt'l Funds Needed	Notes		
						< FY 26	FY 26	FY 27	FY 28	FY 29	FY 30					
18-1	TPA & Palm Tran /FDOT	Okeechobee Blvd from SR-7 to US-1; SR-7 from Forest Hill Blvd to Okeechobee Blvd	561 Plan Transit Corridor: New enhanced transit service with associated multimodal facilities													
18-1b	Palm Tran/ FDOT	Okeechobee Blvd from SR-7 to US-1; SR-7 from Forest Hill Blvd to Okeechobee Blvd	Construct enhanced transit shelters within existing ROW	4417584	\$5,805	\$805				CAP	\$5,000					
18-1c	TPA/ FDOT	Okeechobee Blvd from SR-7 to US-1; SR-7 from Forest Hill Blvd to Okeechobee Blvd	FDOT feasibility study based on TPA planning study recommendations	4513801	\$2,000	\$550	PLN	\$1,450								
18-2	TPA/ FDOT/FPL	SR-80 from SR-15 to CR-880	Add street lighting and guardrails	4417561	\$16,160	\$16,160								Under Construction. In phases.		
				4535581	\$4,181	\$621		RRU CST	\$15 \$3,545							
18-3	TPA/ FDOT	US-27 Connector from US-27 to SR-715	Construct new 2-lane road	4417571	\$134,705	\$250						PDE	\$1,500	\$68,455	Request of \$3.955M for PDE. Alternative Corridor Evaluation (ACE) underway. Estimated cost of PE, ROW, CST is \$64.5 M	
19-1	TPA & Palm Tran /FDOT	Lake Worth Rd from SR-7 to US-1; SR-7 from Lake Worth Rd to Forest Hill Blvd	561 Plan Transit Corridor: New enhanced transit service with associated multimodal facilities													
20-1	Boca Raton/ FDOT	Federal Hwy at Spanish River Blvd	Convert EB to SB right turn only to right/through with bike lane and mast arm conversion	4482641	\$3,014		PE	\$279	PE	\$21			CST	\$2,714		
20-2 & 20-4	Palm Beach County/ FDOT	Atlantic Ave at Military Trl; Belvedere at Military Trl; Forest Hill Blvd at I-95	Replace span wire traffic signals with mast arms and steel strain pole span wires and upgrade supporting infrastructure. Upgrade to mast arm signals; enhanced pedestrian signals and detection; upgrade ITS elements and roadway lighting; curb ramp and sidewalk upgrades to meet ADA.	4479441	\$40,202		PE	\$566					CST	\$3,856		
		US-1 at Silver Beach Rd, Military at Investment Ln, Okeechobee at Quadrille Blvd, Lakeview Ave at Quadrille Blvd		4480731			PE	\$422	PE	\$21					\$11,200	ROW and CST remain unfunded
		US-1 at SE 1st St, 7th Ave N, 10th Ave N, 13th Ave N; Boynton Beach Blvd at US-1, Congress Ave, Seacrest Blvd, Military Trl, Hagen Ranch Rd; Congress Ave at Dolan Rd; Atlantic Ave at Hamlet Dr; Lake Ave at SR-A1A (include w/ FM 4476631)		4481071			PE	\$637							\$23,500	ROW and CST remain unfunded
20-3	Boca Raton/ FDOT	Glades Rd/SR-808 at Town Center Blvd; I-95 NB off ramp at W Palmetto Park Rd; I-95 SB off ramp at Palmetto Park Rd; US-1 at Royal Palm Way; US-1 at Hidden Valley Blvd	Replace span wire traffic signals with mast arms and upgrade supporting infrastructure	4480641	\$12,605		PE	\$719					CST	\$6,657		
		US-1 at Glades Rd, NE 15th Ter, and NE 24th Ter	4481351			PE	\$550		ROW	\$547	ROW	\$259	ROW	\$387 CST \$3,487		

Table 1: Major Projects

Shown in \$1,000s

Year - Rank	Applicant/Lead Agency	Location	Description	Proj. No.	Total Cost	TIP FY 2026-2030						Add'l Funds Needed	Notes
						< FY 26	FY 26	FY 27	FY 28	FY 29	FY 30		
20-5	Palm Beach County/FDOT	SR-715 from Hatcher Rd to Paul Rardin Park SR-715 from Airport Rd to SW 14th St	Construct 6' sidewalk on W side of roadway.	4479451	\$2,263		PE \$467			CST \$1,796			
21-1	TPA/FDOT	Forest Hill Blvd from W of Jog Rd to Military Trl	Add roadway lighting on N side and pedestrian lighting, bus bay layover facility, enhanced crosswalks at three signalized intersections, green markings in bicycle conflict zones	4498771	\$2,616		PE \$670	ENV \$30				\$1,916	
21-2	TPA/FDOT	Congress Ave from Lake Worth Rd to Forest Hill Blvd	Add pedestrian lighting, enhanced crosswalks at six signalized intersections, and bus stop amenities	4498791	\$2,966		PE \$434	ENV \$30				\$2,502	
21-3	Boca Raton/FDOT	SR-A1A at Spanish River Blvd and Camino Real (include w/ FM 4476611); US-1 at Jeffery St, NE 32nd St, NE 20th St, Fire Station #1, NE Mizner Blvd, SE Mizner Blvd, and Camino Real; Yamato Rd at NW 2nd Ave (include w/ FM 447657.1); Glades Rd at NW 2nd Ave and Pinehurst Ln; I-95 NB Ramp at Peninsula Corp Dr; I-95 SB Ramp at Peninsula Corp Dr	Replace span wire traffic signals with mast arms and steel strain pole span wires and upgrade supporting infrastructure	4495531	\$9,347		PE \$495 ENV \$30					\$5,090	
				4498751			PE \$325 ENV \$30				CST \$3,377		
21-4	TPA/FDOT	SR-7 from Glades Rd to Bridgebrook Dr	Modify resurfacing project to add sidewalk on E side and green markings in bicycle conflict zones	4476701	\$13,224	\$13,196	CST \$28						Under Construction
21-6	FDOT	Indiantown Rd at Central Blvd	Conduct PD&E to evaluate congestion mitigation alternatives with minimal adverse impacts to pedestrians, bicycles, and local businesses	4499351	\$3,810	\$500	PDE \$3,310						Accelerated from FY 28 to FY 26
23-1	TPA/FDOT	US-1 from Universe Blvd to Indiantown Road	Widen existing sidewalks to shared use paths	TBD	\$10,700							\$10,700	Potential SUN Trail eligibility requiring coordination from Ocean Dr to Ocean Way. Possible Resurfacing project alignment.
23-2	PBC/FDOT	Palm Beach County Traffic Signals at a various locations	Flashing Yellow Arrows	4535891	\$2,103							\$2,103	Program ready but additional coordination needed.
23-3	PBC/FDOT	Palm Beach County Traffic Signals at a various locations	Signal Upgrades	4535901	\$4,109							\$4,109	Program ready but additional coordination needed.
Cost Summary					\$1,167,111	\$88,403	\$40,587	\$11,407	\$62,213	\$161,772	\$54,479	\$683,750	

Table 2: Local Initiatives Program

This program is for projects on non-state roadways that are federal-aid eligible. Funding typically comes from the \$22.8 Million/year federal Surface Transportation Block Grant (STBG) program, known locally as SU funds, allocated to the TPA for prioritization. STGB funds allocated to FDOT, known as SA, sometimes supplement the projects.

Shown in \$1,000s

Year Rank	Applicant/Lead Agency	Location	Description	Proj. No.	Total Cost	<FY 26	TIP FY 2026-2030					Addtl Funds Needed	Notes
							FY 26	FY 27	FY 28	FY 29	FY 30		
17-1 & 17-5	West Palm Beach/ FDOT	36th St & bridge from Australian Ave to Poinsettia Ave in West Palm Beach	Construct buffered bike lanes, pedestrian enhancements and bridge	4415701	\$18,254	\$2,018	CST \$16,237						
19-2	Palm Beach County	Cresthaven Blvd from S Jog Rd to S Military Trl	Construct 7' buffered bike lanes and three intersection modifications	4460861	\$4,599	\$3,152	CST \$1,447						
19-4	West Palm Beach	25th St from Australian Ave to Broadway Ave	Lane Repurposing from 4 lanes to 3, construct R/R gate enhancements, ADA upgrades, buffered bike lane/ designated bike lane, lighting improvements, sidewalks	4460901	\$7,038	\$5	CST \$7,033						
20-2 21-1 22-2	SFRTA	SFRTA - Tri-Rail Service	Purchase passenger rail cars	4481031	\$17,500	\$6,813	CAP \$6,087	CAP \$4,600					
20-3	Lake Worth Beach	South East Coast Street and S. H Street	Reconstruct roadways to one-way pair with 4' designated bike lanes	4483541	\$7,889	\$5		CST \$7,884					
20-4	Wellington	Greenbriar Blvd from Aero Club Drive to Greenview Shored Blvd.	Construct 10' shared-use path on north side of roadway. Upgrade intersections and pedestrian crossings with enhanced visibility and signage.	4482991	\$4,223	\$3,674	CST \$549						
20-6	Royal Palm Beach	Various Locations - Residential Roads	Construct ADA Improvements - Sidewalks and Curb Ramps	4483051	\$671	\$5	CST \$666						
21-2	Palm Beach County	Prosperity Farms from 800' N of Northlake Blvd to Donald Ross Rd	Construct 4' designated bike lanes	4498471	\$5,980	\$5	CST \$2,447	CST \$3,528					
22-3	Palm Beach Gardens	Gardens Parkway from Alternate A1A to Prosperity Farms Road	5' designated bike lane and 8' sidewalk	4508001	\$4,625	\$5		CST \$4,620					
22-4	Palm Tran	Palm Tran electric buses and Palm Tran Maintenance Facility (Electronics Way) charging stations	Purchase 4 electric buses and install electric charging at maintenance facility	4507981	\$5,000					CAP \$5,000			
22-5	Delray Beach	Barwick Rd from Lake Ida Rd to Sabal Lakes Rd (N)	10' shared use path and new sidewalk	4507931	\$2,531	\$5		CST \$2,091					
22-6	Palm Tran	Countywide	Bus Stop Improvements	4507971	\$5,000					CAP \$5,000			
22-7	ITID	Temple Blvd, Hall Blvd, 140th Ave	Seminole Speed Tables	4507951	\$627	\$5		CST \$526					Federal eligibility on hold
23-1	ITID	140th Ave N, Temple Blvd, and Hall Blvd	Construct 10' shared use pathways and 8' pathways.	TBD	\$5,369							\$4,109	Federal eligibility on hold
23-3	Boca Raton	Boca Raton Traffic Signals	Traffic Signal Updates and ITS Improvements Phase 1	4535181	\$2,039					PE \$5	CST \$2,034		
23-4	West Palm Beach	7th Street from Australian Ave to Tamarind Blvd	Construct buffered bike lanes and widen sidewalks	4535201	\$1,851					PE \$5	CST \$1,846		
23-6	Palm Beach County	Palm Beach County Traffic Signals	Signal Upgrades	4535261	\$5,293					PE \$5	CST \$5,288		
23-7	Wellington	Wellington Trace from east of Draft Horse Ln to Greenview Shores Blvd	Widen sidewalks and construct roundabout at Primrose Lane	4535911	\$2,988					PE \$5	CST \$2,764		

Table 2: Local Initiatives Program

Shown in \$1,000s

Year Rank	Applicant/Lead Agency	Location	Description	Proj. No.	Total Cost	<FY 26	TIP FY 2026-2030					Addt'l Funds Needed	Notes
							FY 26	FY 27	FY 28	FY 29	FY 30		
23-8	Palm Beach County	Palm Beach County Traffic Signals	Flashing Yellow Left & Right Turn Arrow Upgrades	4535171	\$4,693							\$3,062	
Cost Summary					\$106,172	\$15,692	\$34,466	\$23,249		\$10,020	\$11,933	\$7,171	

Table 3: Transportation Alternatives Program

This program is for non-motorized projects on or off the federal-aid eligible network. Sources of funding are from the approximately \$5.1 Million/year of the federal STBG Transportation Alternatives (TA) set-aside program, known locally as TA, that is allocated to the TPA for prioritization.
Shown in \$1,000s

Year - Rank	Applicant/Lead Agency	Location	Description	Proj. No.	Total Cost	TIP FY 2026-2030						Addt'l Funds Needed	Notes
						< FY 26	FY 26	FY 27	FY 28	FY 29	FY 30		
21-3	ITID	Grapeview Blvd from Key Lime Blvd to 60th St and Key Lime Blvd from Hall to M-1 Canal	Construct 10' shared use path and 8' pathway	4490021	\$1,663	\$5	CST \$1,658						Federal eligibility on hold
22-1	ITID	Hamlin Blvd from Hall Blvd to Grapeview Blvd; Grapeview Blvd from Hamlin Blvd to Citrus Grove Blvd; Citrus Grove Blvd from Hall Blvd to Avocado Blvd	Construct 10' shared use path and expand existing sidewalk to 8'	4507871	\$1,305	\$5	CST \$1,300						Federal eligibility on hold
22-2	Palm Beach Gardens	Fairchild Ave from Fairchild Gardens Ave to Campus Dr	Construct buffered bicycle lanes and 8' pathway on south side of roadway	4508291	\$1,413	\$5	CST \$1,408						
22-3	West Palm Beach	49th St from Greenwood Ave to North Flagler Drive	Construct ADA curb ramps and sidewalks, traffic calming speed humps and sharrows	4508621	\$570	\$5	CST \$565						
22-4	Royal Palm Beach	Various Locations - Local Roads	Install pedestrian and bicycle network wayfinding signage	4508241	\$879	\$5	CST \$874						
22-5	Boca Raton	SW 18th Street from Military Trl to Addison Ave	Construct 10' shared use paths and missing crosswalks and sidewalks	4507841	\$415	\$5	CST \$410						
	SFRTA	SW 18th Street from Military Trl to Addison Ave	Construct 10' shared use paths and missing crosswalks and sidewalks	4507842	\$1,155	\$	CAP \$1,155						
23-1	Boca Raton	NW 6th Way from South of NW 38th Drive/Circle to Spanish River Blvd	Construct 10' shared use path and include bicycle and pedestrian intersection upgrades.	4529981	\$1,401	\$5		CST \$1,396					
23-2	Palm Beach County	Camino Real from Spanish River Rd to South Ocean Blvd	Construct 7' buffered bike lanes on both sides of the road and 5 ft sidewalk on the south side	4530021	\$1,367	\$5		CST \$1,362					
23-3	West Palm Beach	Spruce Ave from 36th St to 40th St	Construct designated bike lanes, ADA curb ramps and sidewalks, new crosswalks, traffic calming, and pedestrian scale lighting.	4529991	\$1,583	\$5		CST \$1,578					
23-4	Palm Beach Gardens	Lilac St from North Military Trl to Plant Dr	Widen existing sidewalk to 10' shared use path and construct new 10' shared use path with a midblock crossing.	4530011	\$1,149	\$5		CST \$1,144					
23-5	ITID	140th Ave North from Orange St to 61st St North and 61st St North from 140th Ave North to the M-1 Canal	Construct 8' unpaved path	4530001	\$1,004	\$	PE \$5	CST \$999					Federal eligibility on hold
24-1	West Palm Beach	Palm St from Lake Ave to US-1/Dixie Hwy	Construct bike lanes and ADA improvements for pedestrian facilities	4548781	\$1,974	\$	PE \$5		CST \$1,969				
24-2	Boca Raton	NW 2nd Ave from Jeffrey St to Hidden Valley Blvd	Construct two-way bicycle path on east side of the road with bicycle intersection improvements	4548771	\$1,832	\$	PE \$5		CST \$1,827				
24-3	Palm Beach County/Boca Raton	Camino Real from Dixie Hwy to Federal Hwy	Construct a raised bicycle lane on both sides of the road	4549511	\$1,046	\$	PE \$5		CST \$1,041				
24-4	Palm Tran	Palm Beach Lakes Blvd from Executive Center Dr to Australian Ave	Transit Access Improvements	new	\$789	\$						\$789	Cancelled at the request of applicant.
Cost Summary					\$18,757	\$50	\$ \$7,391	\$ \$6,479	\$ \$4,837				

Table 4: SUN Trail Priorities

Projects must be located on the SUN Trail Network. SUN Trail projects are through a competitive state application process that must by FDOT in addition to inclusion on the TPA's List of Priority Projects (LOPP).

Shown in \$1,000s

Year	Applicant/ Lead Agency	Location	Description	Proj. No.	Total Cost	<FY 26	TIP FY 2026-2030					Addt'l Funds Needed	Notes
							FY 26	FY 27	FY 28	FY 29	FY 30		
2023	Jupiter	US 1 from Indiantown Rd to Loxahatchee River	All project phases to close gap in SUN Trail and East Coast Greenway Network	4545791	\$6,847	\$300						\$6,847	Planning Study in FY 25
2023	Boca Raton	A1A from Camino Real to Beach Club Way	Feasibility Study and Design for SUN Trail Connection across the Camino Real Inlet Bridge	TBD	\$3,000							\$3,000	
Cost Summary												\$16,994	

Table 5: Active and Under Construction TPA Priorities

The table below summarizes projects that are close to construction or are currently under construction. The list includes previously funded TPA Priorities that do not appear in the 5-Year TIP. However, the list may include some projects that still have funding in the TIP. Projects are noted until the project reaches completion.

Shown in \$1,000s

Year - Rank	Applicant/ Lead Agency	Location	Description	Proj. No.	Total Cost	Status
Major Projects						
14-3	FDOT	Atlantic Ave from SR-7 to E of Lyons Rd	Widen from 2L to 4L, including buffered 7' bike lanes and 6' sidewalks	2296584	\$41,204	Under Construction. Estimated Completion: Apr 2028.
16-1a	FDOT	Atlantic Ave from east of Lyons Rd to Florida's Turnpike	Widen from 4L to 6L, including 7' buffered bike lanes and 10' shared-use-paths where feasible	4405752	\$8,265	Under Construction. Estimated Completion: Apr 2028.
17-1a	Palm Tran	US-1: Palmetto Park Rd to Northlake Blvd	Implement Transit Signal Prioritization for entire corridor	4383863	\$2,000	Public meetings in 2025; implementation in 2026.
17-2	Boynton Beach/ FDOT	Boynton Beach Blvd from I-95 to US-1	Reconstruct to narrow vehicle lanes, construct 9' sidewalk on N, 15' shared use path on S, pedestrian lighting	4440791	\$10,177	Construction Completed Apr 2025.
18-1a	Palm Tran	Okeechobee Blvd from SR-7 to US-1; SR-7 from Forest Hill Blvd to Okeechobee Blvd	Implement Transit Signal Prioritization for entire corridor	4417582	\$1,000	Funding to be flexed in 2025.
18-2	TPA/ FDOT/FPL	SR-80 from SR-15 to CR-880	Add street lighting and guardrails	4417561 4535581	\$20,341	Under Construction. Project is in phases. Guardrail programmed in FY 27.
20-6	TPA/ FDOT	SR-715 from SR-80 to W of Canal St South	Modify resurfacing project to add buffered bicycle lanes, missing sidewalk connections to SR-80 and to PB State College entrance, and roadway lighting.	4398451	\$5,661	Under Construction. Estimated Completion Aug 2025.
20-8	Lake Worth Beach/ FDOT	Lake Ave/Lucerne Ave/SR-802 from E of A St to E of Golfview Rd	Modify resurfacing project to add stamped concrete crosswalks, replacement of sidewalk pavers, and improved stormwater drainage.	4461041	\$5,207	Construction Completed Apr 2025.
21-4	TPA/ FDOT	SR-7 from Glades Rd to Bridgebrook Dr	Modify resurfacing project to add sidewalk on E side and green markings in bicycle conflict zones	4476701	\$12,629	Under Construction.
17-1e	TPA/ FDOT	US-1: 59th St to Northlake Blvd in Riviera Beach and Lake Park	Reconstruct as 4L, add bike lanes and medians; move barrier wall on bridge to protect bike lanes;-add street lights/ped-scale lights where feasible	4383862	\$14,622	Under Construction May 2025.
19-1a	Palm Tran	Lake Worth Rd from SR-7 to US-1; SR-7 from Lake Worth Rd to Forest Hill Blvd	Implement Transit Signal Prioritization	4463361	\$1,000	In Procurement.
21-5	TPA/ FDOT	Boynton Beach Blvd from Congress Ave to E of I-95	Modify resurfacing project and interchange capacity project to provide wider sidewalks and buffered bike lanes on both sides of roadway	4358041 4476671	\$94,874	In Design. Notice to Proceed June 2025.
Local Initiatives						
14-5	Lake Park/ FDOT	FEC Railroad Crossings Countywide	Install Safety/Quiet Zone infrastructure on FEC corridor	4353432	\$3,506	Under Construction. Estimated Completion: Summer/Fall 2025.
14-6	SFRTA	Tri Rail Northern Layover Facility: CSX tracks E of I-95 in Mangonia Park/WPB	Construct new facility to enhance O&M for existing system and support Jupiter extension	4297671 4537741 2368542	\$59,822	Includes modifications for train wash; 90% design plans and cost estimates expected in early 2025.
14-7	Delray Beach	Lowson Blvd/SW 10th St from Dover Rd to SE 5th Ave	Construct designated bike lanes and sidewalks. Includes stand:	4368961	\$6,501	Under Construction. Anticipated Completion: Summer 2025

Table 5: Active and Under Construction TPA Priorities

Shown in \$1,000s

Year - Rank	Applicant/ Lead Agency	Location	Description	Proj. No.	Total Cost	Status
15-2	West Palm Beach	West Palm Beach: 25th St to Tri-Rail Station to SR 80	Purchase seven (7) vehicles to support new N/S trolley service	4383901	\$1,505	Project cancellation underway
15-3	Palm Tran	Various locations along existing Palm Tran bus routes	Construct 30 transit shelters	4383921	\$600	Design underway; improvements to start by end of 2025.
15-4	West Palm Beach	Various locations along existing WPB trolley lines	Construct seven (7) trolley shelters	4383961	\$571	Project cancellation underway
17-2	Delray Beach	Lindell Blvd from Linton Blvd to Federal Hwy/US 1	Construct sidewalks and separated bike lanes	4415331	\$12,143	Under Construction. Estimated Completion: June 2026
17-4	Palm Tran	Various Palm Tran bus stops	Replace 40 transit shelters	4415711	\$800	Design underway; improvements to start by end of 2025.
17-6	Delray Beach	Barwick Rd from Atlantic Ave to Lake Ida Rd	Construct sidewalks and separated bike lanes	4415321	\$10,446	Under Construction. Estimated Completion: June 2026
17-7	Delray Beach	Brant Bridge connector from Lindell Blvd to Brant Bridge	Construct sidewalks and separated bike lanes	4415861	\$2,540	Anticipated Construction Nov 2025.
18-2	West Palm Beach	Parker Ave from Forest Hill Blvd to Congress Ave	Install separated bike lanes, pedestrian lighting and street trees.	4443761	\$7,400	Anticipated Construction Mar 2026.
18-6	Delray Beach	Germantown Rd from Old Germantown Rd to Congress Ave	Construct sidewalks and separated bike lanes	4443771	\$6,385	Anticipated Construction May 2025.
19-1	Palm Tran	Palm Tran electric buses and Palm Tran Maintenance Facility (Electronics Way) charging stations	Purchase 3 electric buses and install electric charging at maintenance facility	4460981	\$4,336	Orders expected in 2025, anticipated delivery 1 year after.
20-1	Palm Tran	Palm Tran electric buses and Palm Tran Maintenance Facility (Electronics Way) charging stations	Purchase 4 electric buses and install electric charging at maintenance facility	4482951	\$5,000	Orders expected in 2025, anticipated delivery 1 year after.
23-5	SFRTA	SFRTA - Tri-Rail Service	Rolling Stock - New Train	4535271	\$5,000	In procurement.
Transportation Alternatives						
16-2	West Palm Beach/ FDOT	North Shore Bridge in West Palm Beach	Construct pedestrian bridge west of existing roadway bridge	4400151	\$1,812	Under Construction. Estimated Completion: May 2025
17-1	West Palm Beach	Northmore neighborhood	Construct sidewalks and shared use pathways	4415271	\$1,325	Anticipated Construction Jun 2025.
19-2	Boynton Beach	SE 1st St from Boynton Beach Blvd to Woolbright Rd	Construct 10' shared use path on western side of roadway	4460781	\$5,500	Anticipated Construction Nov 2025.
20-1	Lake Worth Beach	Various Locations - Local Roads	Construct ADA Curb Ramps and Sidewalk	4483011	\$1,309	Under Construction. Estimated Completion: Fall 2025
20-3	Westgate CRA/ Palm Beach County	Cherry Rd from Military Trl to Quail Dr	Construct 10-12' shared use path and pedestrian lighting on north side of roadway	4483031	\$1,209	Under Construction. Estimated Completion: Sep 2025.
20-4	Palm Tran	Countywide - 110 bus stops	Install 5' sidewalk connections and ADA bus stop enhancements	4483041	\$281	In procurement.
21-1	Palm Beach Gardens	Burns Rd from Military Trl to Alt A1A	Construct 9.5' separated two-way bicycle track	4490051	\$1,405	Anticipated Construction Nov 2025.

Table 5: Active and Under Construction TPA Priorities*Shown in \$1,000s*

Year - Rank	Applicant/ Lead Agency	Location	Description	Proj. No.	Total Cost	Status
21-2	Boca Raton	El Rio Trail from Glades Rd to Yamato Rd	Install lighting	4489991	\$1,274	Anticipated Construction Nov 2025.
21-4	Wellington	C-8 Canal from Forest Hill Blvd to Stribling Way	Construct 10' shared use path	4490061	\$739	Anticipated Construction Nov 2025.

4192511 - BEELINE HWY/SR-710 FROM NORTHLAKE BLVD TO BLUE HERON BLVD/SR-708

Type of Work Description Add Lanes & Reconstruct	Managed by FDOT	Length 3.142	SIS Yes	L RTP # 2045-SIS002
--	---------------------------	------------------------	-------------------	-------------------------------

Description

Widen from 4 lanes to 6 lanes and reconstruct Northlake intersection to include displaced N/S left turn lanes.

Notes

-

PHASE	FUND SOURCE	PRIOR	FY2026	FY2027	FY2028	FY2029	FY2030	FUTURE	TOTAL
PE	DDR	\$2,257,152	-	-	-	-	-	-	\$2,257,152
PE	DI	\$6,402,644	-	-	-	-	-	-	\$6,402,644
PE	DIH	\$328,244	-	-	-	-	-	-	\$328,244
PE	DS	\$434,728	-	-	-	-	-	-	\$434,728
PE	PKYI	\$211,090	-	-	-	-	-	-	\$211,090
Total PE		\$9,633,858	-	-	-	-	-	-	\$9,633,858
ENV	DDR	\$37,840	-	-	-	-	-	-	\$37,840
ENV	DS	\$56,137	-	-	-	-	-	-	\$56,137
Total ENV		\$93,977	-	-	-	-	-	-	\$93,977
ROW	DDR	\$1,211,060	-	-	-	-	-	-	\$1,211,060
ROW	DIH	\$105,822	-	-	-	-	-	-	\$105,822
ROW	DS	\$3,586,544	-	-	-	-	-	-	\$3,586,544
Total ROW		\$4,903,426	-	-	-	-	-	-	\$4,903,426
RRU	ACNP	\$15,341,548	-	-	-	-	-	-	\$15,341,548
RRU	DDR	\$49,500	-	-	-	-	-	-	\$49,500
RRU	DI	\$67,450	-	-	-	-	-	-	\$67,450
RRU	DS	\$30,000	-	-	-	-	-	-	\$30,000
RRU	NHPP	\$268,721	-	-	-	-	-	-	\$268,721
Total RRU		\$15,757,219	-	-	-	-	-	-	\$15,757,219
CST	ACNP	\$29,817,043	-	-	-	-	-	-	\$29,817,043
CST	DDR	\$17,712	-	-	-	-	-	-	\$17,712
CST	LF	\$52,360	-	-	-	-	-	-	\$52,360
CST	NHPP	\$27,809,343	-	-	-	-	-	-	\$27,809,343
CST	PKYI	\$43,651,943	-	-	-	-	-	-	\$43,651,943
CST	PROT	\$7,458,766	-	-	-	-	-	-	\$7,458,766
CST	STED	\$55,792,248	-	-	-	-	-	-	\$55,792,248
Total CST		\$164,599,415	-	-	-	-	-	-	\$164,599,415
INC	DI	-	-	-	-	-	\$2,000,000	-	\$2,000,000
Total INC		-	-	-	-	-	\$2,000,000	-	\$2,000,000
Total Prior Costs		\$194,987,895	-	-	-	-	-	-	\$194,987,895
Total Programmed		\$194,987,895	-	-	-	-	\$2,000,000	-	\$196,987,895

4397411 - FL TURNPIKE AT HYPOLUXO RD

Type of Work Description Interchange (New)	Managed by FDOT	Length 0	SIS No	L RTP # 2045-TPK001
--	---------------------------	--------------------	------------------	-------------------------------

Description
Project development and environmental study for a new interchange.

Notes
-

PHASE	FUND SOURCE	PRIOR	FY2026	FY2027	FY2028	FY2029	FY2030	FUTURE	TOTAL
PDE	PKYI	-	\$500,000	-	-	-	-	-	\$500,000
Total PDE		-	\$500,000	-	-	-	-	-	\$500,000
Total Programmed		-	\$500,000	-	-	-	-	-	\$500,000

4371695 - FL TURNPIKE E-2W CANAL BULKHEAD WALL, NORTH ATLANTIC AVE TO SOUTH BOYNTON BEACH (MP82.9-86.6)

Type of Work Description Drainage Improvements	Managed by FDOT	Length 3.371	SIS Yes	L RTP # -
--	---------------------------	------------------------	-------------------	---------------------

Description
DRAINAGE IMPROVEMENTS.

Notes
-

PHASE	FUND SOURCE	PRIOR	FY2026	FY2027	FY2028	FY2029	FY2030	FUTURE	TOTAL
PE	PKYI	\$160	-	-	\$2,128,369	-	-	-	\$2,128,529
PE	PKYR	\$1,500	-	-	-	-	-	-	\$1,500
Total PE		\$1,660	-	-	\$2,128,369	-	-	-	\$2,130,029
ENV	PKYI	-	-	-	-	\$25,000	-	-	\$25,000
Total ENV		-	-	-	-	\$25,000	-	-	\$25,000
RRU	PKYI	-	-	-	-	\$1,026,400	-	-	\$1,026,400
Total RRU		-	-	-	-	\$1,026,400	-	-	\$1,026,400
CST	PKYI	-	-	-	-	\$105,903,570	-	-	\$105,903,570
Total CST		-	-	-	-	\$105,903,570	-	-	\$105,903,570
Total Prior Costs		\$1,660	-	-	-	-	-	-	\$1,660
Total Programmed		\$1,660	-	-	\$2,128,369	\$106,954,970	-	-	\$109,084,999

4157481 - FL TURNPIKE FROM BEELINE HWY/SR-710 TO PGA BLVD (MP 106-110)

Type of Work Description Add Lanes & Reconstruct	Managed by FDOT	Length 6.967	SIS Yes	L RTP # TPKE0009
---	--------------------	-----------------	------------	---------------------

Description
Widen from 4 lanes to 8 lanes.

Notes
-

PHASE	FUND SOURCE	PRIOR	FY2026	FY2027	FY2028	FY2029	FY2030	FUTURE	TOTAL
PDE	PKYI	\$6,758,552	-	-	-	-	-	-	\$6,758,552
Total PDE		\$6,758,552	-	-	-	-	-	-	\$6,758,552
PE	PKYI	\$12,408,525	-	\$5,339,500	-	-	-	-	\$17,748,025
Total PE		\$12,408,525	-	\$5,339,500	-	-	-	-	\$17,748,025
ENV	PKYI	-	\$40,000	-	-	\$10,000	-	-	\$50,000
Total ENV		-	\$40,000	-	-	\$10,000	-	-	\$50,000
ROW	PKYI	-	\$5,419,209	-	\$43,709	-	-	-	\$5,462,918
Total ROW		-	\$5,419,209	-	\$43,709	-	-	-	\$5,462,918
RRU	PKBD	-	\$5,500,000	-	-	-	-	-	\$5,500,000
RRU	PKYI	\$1,000	-	-	-	\$250,000	-	-	\$251,000
Total RRU		\$1,000	\$5,500,000	-	-	\$250,000	-	-	\$5,751,000
CST	PKBD	-	-	-	\$255,940,314	-	-	-	\$255,940,314
CST	PKYI	\$85,747	-	-	-	-	-	-	\$85,747
Total CST		\$85,747	-	-	\$255,940,314	-	-	-	\$256,026,061
Total Prior Costs		\$19,253,824	-	-	-	-	-	-	\$19,253,824
Total Programmed		\$19,253,824	\$10,959,209	\$5,339,500	\$255,984,023	\$260,000	-	-	\$291,796,556

4182145 - FL TURNPIKE FROM BROWARD COUNTY LINE TO GLADES RD

Type of Work Description Add Auxiliary Lane(s)	Managed by FDOT	Length 3.406	SIS Yes	L RTP # TPKE0001
---	--------------------	-----------------	------------	---------------------

Description
Construct auxiliary lanes.

Notes
-

PHASE	FUND SOURCE	PRIOR	FY2026	FY2027	FY2028	FY2029	FY2030	FUTURE	TOTAL
PE	PKYI	\$4,726,392	-	-	-	-	-	-	\$4,726,392
Total PE		\$4,726,392	-	-	-	-	-	-	\$4,726,392
ENV	PKYI	\$61,923	-	-	-	-	-	-	\$61,923
Total ENV		\$61,923	-	-	-	-	-	-	\$61,923
CST	PKBD	\$91,807,317	-	-	\$2,192,000	-	-	-	\$93,999,317
CST	PKYI	\$7,163	-	-	\$20,000	-	-	-	\$27,163
Total CST		\$91,814,480	-	-	\$2,212,000	-	-	-	\$94,026,480
Total Prior Costs		\$96,602,795	-	-	-	-	-	-	\$96,602,795
Total Programmed		\$96,602,795	-	-	\$2,212,000	-	-	-	\$98,814,795

4462181 - FL TURNPIKE FROM INDIANTOWN RD/SR-706 TO MARTIN COUNTY LINE (MP117-117.7)

Type of Work Description Add Lanes & Reconstruct	Managed by FDOT	Length 0.761	SIS Yes	L RTP # TPKE0013
---	--------------------	-----------------	------------	---------------------

Description
Widen from 4 lanes to 8 lanes.

Notes
-

PHASE	FUND SOURCE	PRIOR	FY2026	FY2027	FY2028	FY2029	FY2030	FUTURE	TOTAL
PE	PKYI	\$2,012,879	-	-	-	-	-	-	\$2,012,879
Total PE		\$2,012,879	-	-	-	-	-	-	\$2,012,879
ROW	PKYI	\$1,500	-	-	-	-	-	-	\$1,500
Total ROW		\$1,500	-	-	-	-	-	-	\$1,500
CST	PKYI	\$1,567	-	-	-	-	-	-	\$1,567
Total CST		\$1,567	-	-	-	-	-	-	\$1,567
Total Prior Costs		\$2,015,946	-	-	-	-	-	-	\$2,015,946
Total Programmed		\$2,015,946	-	-	-	-	-	-	\$2,015,946

4171321 - FL TURNPIKE FROM NORTH OF GLADES RD TO NORTH OF L-38 CANAL

Type of Work Description Add Lanes & Reconstruct	Managed by FDOT	Length 3.375	SIS Yes	L RTP # 2045-TPK003
---	--------------------	-----------------	------------	------------------------

Description
Widen from 6 lanes to 10 lanes, with improvements for future managed lanes.

Notes
-

PHASE	FUND SOURCE	PRIOR	FY2026	FY2027	FY2028	FY2029	FY2030	FUTURE	TOTAL
PE	PKED	\$32,325	-	-	-	-	-	-	\$32,325
PE	PKYI	\$23,096,720	-	-	-	-	-	-	\$23,096,720
Total PE		\$23,129,045	-	-	-	-	-	-	\$23,129,045
ENV	PKYI	\$25,000	-	\$25,000	-	-	-	-	\$50,000
Total ENV		\$25,000	-	\$25,000	-	-	-	-	\$50,000
ROW	PKYI	\$41,000	\$315,095	\$83,913	-	-	-	-	\$440,008
Total ROW		\$41,000	\$315,095	\$83,913	-	-	-	-	\$440,008
RRU	PKBD	-	-	\$6,954,069	-	-	-	-	\$6,954,069
Total RRU		-	-	\$6,954,069	-	-	-	-	\$6,954,069
CST	PKBD	-	-	\$276,658,434	-	-	-	-	\$276,658,434
CST	PKYI	\$54,070	-	\$10,620	-	-	-	-	\$64,690
Total CST		\$54,070	-	\$276,669,054	-	-	-	-	\$276,723,124
Total Prior Costs		\$23,249,115	-	-	-	-	-	-	\$23,249,115
Total Programmed		\$23,249,115	\$315,095	\$283,732,036	-	-	-	-	\$307,296,246

4371694 - FL TURNPIKE FROM NORTH OF L-30 CANAL TO NORTH BOYNTON BEACH BLVD

Type of Work Description Add Lanes & Reconstruct	Managed by FDOT	Length 2.015	SIS Yes	L RTP # TPKE0005
---	--------------------	-----------------	------------	---------------------

Description

Widen NB off-ramp to a dual exit ramp; extend mainline auxiliary lane; addition of turn lanes and storage lengths; signing and pavement markings; and signalization upgrades at the NB ramps/BBB intersection.

Notes

-

PHASE	FUND SOURCE	PRIOR	FY2026	FY2027	FY2028	FY2029	FY2030	FUTURE	TOTAL
PE	PKYI	\$1,701	-	-	\$2,976,169	-	-	-	\$2,977,870
Total PE		\$1,701	-	-	\$2,976,169	-	-	-	\$2,977,870
ENV	PKYI	\$1,000	-	-	-	-	-	\$50,000	\$51,000
Total ENV		\$1,000	-	-	-	-	-	\$50,000	\$51,000
ROW	PKYI	-	-	-	-	-	\$500,000	-	\$500,000
Total ROW		-	-	-	-	-	\$500,000	-	\$500,000
CST	PKBD	-	-	-	-	-	-	\$117,182,387	\$117,182,387
Total CST		-	-	-	-	-	-	\$117,182,387	\$117,182,387
Total Prior Costs		\$2,701	-	-	-	-	-	-	\$2,701
Total Future Costs		-	-	-	-	-	-	\$117,232,387	\$117,232,387
Total Programmed		\$2,701	-	-	\$2,976,169	-	\$500,000	\$117,232,387	\$120,711,257

4171324 - FL TURNPIKE FROM NORTH OF L-38 CANAL TO NORTH OF ATLANTIC AVE

Type of Work Description Add Lanes & Reconstruct	Managed by FDOT	Length 2.401	SIS Yes	L RTP # TPKE0003
--	---------------------------	------------------------	-------------------	----------------------------

Description
Widen from 6 lanes to 10 lanes.

Notes
-

PHASE	FUND SOURCE	PRIOR	FY2026	FY2027	FY2028	FY2029	FY2030	FUTURE	TOTAL
PE	PKYI	\$4,054	\$4,400,000	\$250,000	-	-	-	-	\$4,654,054
Total PE		\$4,054	\$4,400,000	\$250,000	-	-	-	-	\$4,654,054
ENV	PKYI	-	\$25,000	-	-	-	-	-	\$25,000
Total ENV		-	\$25,000	-	-	-	-	-	\$25,000
CST	PKBD	-	-	-	-	\$129,700,756	-	-	\$129,700,756
CST	PKYI	-	-	-	-	\$15,565,000	-	-	\$15,565,000
Total CST		-	-	-	-	\$145,265,756	-	-	\$145,265,756
Total Prior Costs		\$4,054	-	-	-	-	-	-	\$4,054
Total Programmed		\$4,054	\$4,425,000	\$250,000	-	\$145,265,756	-	-	\$149,944,810

4061436 - FL TURNPIKE FROM NORTH OF OKEECHOBEE BLVD TO SOUTH OF BEELINE HWY/SR-710

Type of Work Description Add Lanes & Reconstruct	Managed by FDOT	Length 5	SIS Yes	L RTP # TPKE0008
---	--------------------	-------------	------------	---------------------

Description

Widen from 4 lanes to 8 lanes, with improvements for future managed lanes.

Notes

-

PHASE	FUND SOURCE	PRIOR	FY2026	FY2027	FY2028	FY2029	FY2030	FUTURE	TOTAL
PE	PKYI	\$7,087,248	-	-	-	-	-	-	\$7,087,248
Total PE		\$7,087,248	-	-	-	-	-	-	\$7,087,248
ENV	PKYI	\$1,000	\$1,000,000	-	-	-	-	-	\$1,001,000
Total ENV		\$1,000	\$1,000,000	-	-	-	-	-	\$1,001,000
CST	PKBD	-	\$171,459,657	-	-	-	-	-	\$171,459,657
CST	PKYI	\$34,601	-	-	\$1,960,000	-	-	-	\$1,994,601
Total CST		\$34,601	\$171,459,657	-	\$1,960,000	-	-	-	\$173,454,258
Total Prior Costs		\$7,122,849	-	-	-	-	-	-	\$7,122,849
Total Programmed		\$7,122,849	\$172,459,657	-	\$1,960,000	-	-	-	\$181,542,506

4477162 - FL TURNPIKE FROM NORTH OF SAWGRASS/SR-869 TO GLADES RD

Type of Work Description Pd&E/Emo Study	Managed by FDOT	Length -	SIS Yes	L RTP # -
--	--------------------	-------------	------------	--------------

Description

Project Development & Environment (PD&E) Study to widen the roadway.

Notes

-

PHASE	FUND SOURCE	PRIOR	FY2026	FY2027	FY2028	FY2029	FY2030	FUTURE	TOTAL
PDE	PKYI	-	-	-	-	\$5,000,000	-	-	\$5,000,000
Total PDE		-	-	-	-	\$5,000,000	-	-	\$5,000,000
Total Programmed		-	-	-	-	\$5,000,000	-	-	\$5,000,000

4157484 - FL TURNPIKE FROM PGA BLVD TO INDIANTOWN RD (MP 110-117)

Type of Work Description Add Lanes & Reconstruct	Managed by FDOT	Length 9.409	SIS Yes	L RTP # TPKE0010
---	--------------------	-----------------	------------	---------------------

Description
Widen from 4 lanes to 8 lanes.

Notes
-

PHASE	FUND SOURCE	PRIOR	FY2026	FY2027	FY2028	FY2029	FY2030	FUTURE	TOTAL
PE	PKYI	\$5,379	-	\$500,000	-	-	-	-	\$505,379
Total PE		\$5,379	-	\$500,000	-	-	-	-	\$505,379
CST	PKBD	-	-	-	-	\$323,799,770	-	\$1,248	\$323,801,018
CST	PKLF	-	-	-	-	\$63,755,058	-	-	\$63,755,058
Total CST		-	-	-	-	\$387,554,828	-	\$1,248	\$387,556,076
Total Prior Costs		\$5,379	-	-	-	-	-	-	\$5,379
Total Future Costs		-	-	-	-	-	-	\$1,248	\$1,248
Total Programmed		\$5,379	-	\$500,000	-	\$387,554,828	-	\$1,248	\$388,061,455

4061438 - FL TURNPIKE FROM SOUTHERN BLVD/SR-80 TO OKEECHOBEE BLVD (MP 98-101)

Type of Work Description Add Lanes & Reconstruct	Managed by FDOT	Length 3.1	SIS Yes	L RTP # TPKE0007
---	--------------------	---------------	------------	---------------------

Description
Widen from 4 lanes to 8 lanes.

Notes
-

PHASE	FUND SOURCE	PRIOR	FY2026	FY2027	FY2028	FY2029	FY2030	FUTURE	TOTAL
PE	PKYI	\$586,093	-	-	-	-	-	-	\$586,093
Total PE		\$586,093	-	-	-	-	-	-	\$586,093
ENV	PKYI	\$9,035	-	-	-	-	-	-	\$9,035
Total ENV		\$9,035	-	-	-	-	-	-	\$9,035
ROW	PKYI	\$27,255	-	-	-	-	-	-	\$27,255
Total ROW		\$27,255	-	-	-	-	-	-	\$27,255
RRU	PKLF	\$176,824	-	-	-	-	-	-	\$176,824
Total RRU		\$176,824	-	-	-	-	-	-	\$176,824
CST	PKBD	\$257,324,076	-	-	-	\$2,184,758	-	-	\$259,508,834
CST	PKYI	\$340,502	-	\$1,750,000	-	-	-	-	\$2,090,502
Total CST		\$257,664,578	-	\$1,750,000	-	\$2,184,758	-	-	\$261,599,336
Total Prior Costs		\$258,463,785	-	-	-	-	-	-	\$258,463,785
Total Programmed		\$258,463,785	-	\$1,750,000	-	\$2,184,758	-	-	\$262,398,543

4061435 - FL TURNPIKE FROM WPB SERVICE PLAZA TO SOUTHERN BLVD/SR-80 (MP 94-98)

Type of Work Description Add Lanes & Reconstruct	Managed by FDOT	Length 3.9	SIS Yes	L RTP # TPKE0006
---	--------------------	---------------	------------	---------------------

Description

Widen from 4 lanes to 8 lanes, with improvements for future managed lanes.

Notes

-

PHASE	FUND SOURCE	PRIOR	FY2026	FY2027	FY2028	FY2029	FY2030	FUTURE	TOTAL
PE	PKYI	\$17,725,400	-	-	-	-	-	-	\$17,725,400
Total PE		\$17,725,400	-	-	-	-	-	-	\$17,725,400
ENV	PKYI	\$22,693	-	-	-	-	-	-	\$22,693
Total ENV		\$22,693	-	-	-	-	-	-	\$22,693
RRU	PKBD	\$1,676,700	-	-	-	-	-	-	\$1,676,700
RRU	PKLF	\$297,904	-	-	-	-	-	-	\$297,904
Total RRU		\$1,974,604	-	-	-	-	-	-	\$1,974,604
CST	PKBD	\$277,748,874	-	-	-	-	-	-	\$277,748,874
CST	PKYI	\$145,676	\$4,300,000	-	-	-	-	-	\$4,445,676
Total CST		\$277,894,550	\$4,300,000	-	-	-	-	-	\$282,194,550
Total Prior Costs		\$297,617,247	-	-	-	-	-	-	\$297,617,247
Total Programmed		\$297,617,247	\$4,300,000	-	-	-	-	-	\$301,917,247

4371691 - FL TURNPIKE NORTH OF ATLANTIC AVE TO NORTH OF L-30 CANAL

Type of Work Description Add Lanes & Reconstruct	Managed by FDOT	Length 2.318	SIS Yes	L RTP # 2045-TPK004
---	--------------------	-----------------	------------	------------------------

Description

Widen from 6 lanes to 10 lanes, with improvements for future managed lanes.

Notes

-

PHASE	FUND SOURCE	PRIOR	FY2026	FY2027	FY2028	FY2029	FY2030	FUTURE	TOTAL
PE	PKYI	\$9,958,269	-	\$2,746,838	-	-	-	-	\$12,705,107
Total PE		\$9,958,269	-	\$2,746,838	-	-	-	-	\$12,705,107
ENV	PKYI	-	-	-	-	-	\$25,000	-	\$25,000
Total ENV		-	-	-	-	-	\$25,000	-	\$25,000
ROW	PKYI	-	-	-	\$5,220,000	\$3,847,544	-	-	\$9,067,544
Total ROW		-	-	-	\$5,220,000	\$3,847,544	-	-	\$9,067,544
RRU	PKBD	-	-	-	-	-	-	\$1,026,400	\$1,026,400
Total RRU		-	-	-	-	-	-	\$1,026,400	\$1,026,400
CST	PKBD	-	-	-	-	-	-	\$114,949,778	\$114,949,778
CST	PKYI	\$66,645	-	-	-	-	-	-	\$66,645
Total CST		\$66,645	-	-	-	-	-	\$114,949,778	\$115,016,423
Total Prior Costs		\$10,024,914	-	-	-	-	-	-	\$10,024,914
Total Future Costs		-	-	-	-	-	-	\$115,976,178	\$115,976,178
Total Programmed		\$10,024,914	-	\$2,746,838	\$5,220,000	\$3,847,544	\$25,000	\$115,976,178	\$137,840,474

4369631 - I-95 AT 6TH AVE SOUTH

Type of Work Description Interchange - Add Lanes	Managed by FDOT	Length 2.41	SIS Yes	L RTP # 2045-SIS005
--	---------------------------	-----------------------	-------------------	-------------------------------

Description

Reconstruct interchange (add lanes) to increase capacity.

Notes

Some work is off-SHS on 6th Ave east and west of I-95.

PHASE	FUND SOURCE	PRIOR	FY2026	FY2027	FY2028	FY2029	FY2030	FUTURE	TOTAL
PDE	DIH	\$72,991	-	-	-	-	-	-	\$72,991
PDE	DS	\$951,426	-	-	-	-	-	-	\$951,426
Total PDE		\$1,024,417	-	-	-	-	-	-	\$1,024,417
PE	DIH	\$63,593	-	-	-	-	-	-	\$63,593
PE	DS	\$1,515,163	-	-	-	-	-	-	\$1,515,163
Total PE		\$1,578,756	-	-	-	-	-	-	\$1,578,756
ENV	DS	\$24,671	-	-	-	-	-	-	\$24,671
Total ENV		\$24,671	-	-	-	-	-	-	\$24,671
ROW	ACNP	\$6,723	-	-	-	-	-	-	\$6,723
ROW	BNIR	\$1,604,138	-	-	-	-	-	-	\$1,604,138
ROW	DDR	\$423,801	-	-	-	-	-	-	\$423,801
ROW	DIH	\$10,262	-	-	-	-	-	-	\$10,262
ROW	NHPP	\$268,460	-	-	-	-	-	-	\$268,460
Total ROW		\$2,313,384	-	-	-	-	-	-	\$2,313,384
RRU	ACNP	\$729,095	-	-	-	-	-	-	\$729,095
RRU	DDR	\$270,607	-	-	-	-	-	-	\$270,607
RRU	DI	\$2,799,013	-	-	-	-	-	-	\$2,799,013
RRU	DS	\$60,000	-	-	-	-	-	-	\$60,000
RRU	NHPP	\$434,924	-	-	-	-	-	-	\$434,924
Total RRU		\$4,293,639	-	-	-	-	-	-	\$4,293,639
CST	ACNP	\$5,739,444	-	-	-	-	-	-	\$5,739,444
CST	DI	\$9,268,412	-	-	-	-	-	-	\$9,268,412
CST	NHPP	\$5,406,891	-	-	-	-	-	-	\$5,406,891
Total CST		\$20,414,747	-	-	-	-	-	-	\$20,414,747
INC	ACNP	-	\$360,000	-	-	-	-	-	\$360,000
Total INC		-	\$360,000	-	-	-	-	-	\$360,000
Total Prior Costs		\$29,649,614	-	-	-	-	-	-	\$29,649,614
Total Programmed		\$29,649,614	\$360,000	-	-	-	-	-	\$30,009,614

4358041 - I-95 AT BOYNTON BEACH BLVD/SR-804

Type of Work Description Interchange Justifica/Modifica	Managed by FDOT	Length 2.354	SIS Yes	L RTP # 2045-SIS021
--	--------------------	-----------------	------------	------------------------

Description

Reconstruct interchange to increase capacity by adding a WB through lane, EB to NB and WB to SB left turn lanes, off ramp turn lanes, and on ramp turn lanes. Includes bike lanes and wider sidewalks.

Notes

-

PHASE	FUND SOURCE	PRIOR	FY2026	FY2027	FY2028	FY2029	FY2030	FUTURE	TOTAL
PDE	DI	\$289,971	-	-	-	-	-	-	\$289,971
PDE	DIH	\$98,578	-	-	-	-	-	-	\$98,578
PDE	GMR	\$1,000,000	-	-	-	-	-	-	\$1,000,000
Total PDE		\$1,388,549	-	-	-	-	-	-	\$1,388,549
PE	ACNP	\$513,029	-	-	-	-	-	-	\$513,029
PE	DDR	\$150,925	-	-	-	-	-	-	\$150,925
PE	NHPP	\$3,675,725	-	-	-	-	-	-	\$3,675,725
Total PE		\$4,339,679	-	-	-	-	-	-	\$4,339,679
ENV	DDR	\$24,509	-	-	-	-	-	-	\$24,509
ENV	DS	\$3,300	-	-	-	-	-	-	\$3,300
Total ENV		\$27,809	-	-	-	-	-	-	\$27,809
ROW	ACNP	\$1,988,321	-	-	-	-	-	-	\$1,988,321
ROW	BNIR	\$19,516,386	\$280,995	-	-	-	-	-	\$19,797,381
ROW	DDR	\$50,073	-	-	-	-	-	-	\$50,073
ROW	DIH	\$423,421	-	-	-	-	-	-	\$423,421
ROW	NHPP	\$24,290	-	-	-	-	-	-	\$24,290
Total ROW		\$22,002,491	\$280,995	-	-	-	-	-	\$22,283,486
RRU	ACNP	\$5,739,045	-	-	-	-	-	-	\$5,739,045
Total RRU		\$5,739,045	-	-	-	-	-	-	\$5,739,045
CST	ACNP	\$45,908,678	\$221,060	-	-	-	-	-	\$46,129,738
CST	DIH	\$139,670	-	-	-	-	-	-	\$139,670
CST	DSBD	\$7,620,414	-	-	-	-	-	-	\$7,620,414
CST	STED	\$17,696,234	-	-	-	-	-	-	\$17,696,234
Total CST		\$71,364,996	\$221,060	-	-	-	-	-	\$71,586,056
Total Prior Costs		\$104,862,569	-	-	-	-	-	-	\$104,862,569
Total Programmed		\$104,862,569	\$502,055	-	-	-	-	-	\$105,364,624

4475471 - I-95 AT FOREST HILL BLVD/SR-882

Type of Work Description	Managed by	Length	SIS	L RTP #
Safety Project	FDOT	1.286	Yes	-

Description

Add dual right-turn lanes on southbound and northbound I-95 off ramps, extending westbound left-turn and right-turn lanes, improve lighting at the interchange including changing HPS to LED, upgrade the existing Railroad Signal Structure west of I-95, rebuild signal system and install additional signal heads.

Notes

B/C RATIO = 2.9 NPV 13,063,199 SHSP EMPHASIS AREA (S) LANE DEPARTURE & INTERSECTION CRASHES G/W 446373.1 (LEAD)

PHASE	FUND SOURCE	PRIOR	FY2026	FY2027	FY2028	FY2029	FY2030	FUTURE	TOTAL
PE	ACSS	\$334,882	-	-	-	-	-	-	\$334,882
PE	DDR	\$117,382	-	-	-	-	-	-	\$117,382
PE	HSP	\$202,405	-	-	-	-	-	-	\$202,405
Total PE		\$654,669	-	-	-	-	-	-	\$654,669
RRU	ACSS	-	\$330,000	-	-	-	-	-	\$330,000
Total RRU		-	\$330,000	-	-	-	-	-	\$330,000
CST	ACSS	-	-	\$4,154,615	-	-	-	-	\$4,154,615
CST	SA	-	-	\$3,551,484	-	-	-	-	\$3,551,484
Total CST		-	-	\$7,706,099	-	-	-	-	\$7,706,099
Total Prior Costs		\$654,669	-	-	-	-	-	-	\$654,669
Total Programmed		\$654,669	\$330,000	\$7,706,099	-	-	-	-	\$8,690,768

2319321 - I-95 AT GATEWAY BLVD

Type of Work Description	Managed by	Length	SIS	LRTP #
Interchange - Add Lanes	FDOT	3.278	Yes	2045-SIS009

Description

Widen roadway and turn lanes on Gateway Blvd from Quantum Blvd to NE 1st Way. Widening on and off ramps.

Notes

CROSSROAD IMPROVEMENTS SPLIT FROM 231917-1

PHASE	FUND SOURCE	PRIOR	FY2026	FY2027	FY2028	FY2029	FY2030	FUTURE	TOTAL
PDE	DI	\$1,192,863	-	-	-	-	-	-	\$1,192,863
PDE	DIH	\$74,558	-	-	-	-	-	-	\$74,558
Total PDE		\$1,267,421	-	-	-	-	-	-	\$1,267,421
PE	ACNP	\$436,439	-	-	-	-	-	-	\$436,439
PE	ACSA	\$767,139	-	-	-	-	-	-	\$767,139
PE	DS	\$150,000	-	-	-	-	-	-	\$150,000
PE	NHPP	\$3,926,434	-	-	-	-	-	-	\$3,926,434
PE	SA	\$1,911,223	-	-	-	-	-	-	\$1,911,223
Total PE		\$7,191,235	-	-	-	-	-	-	\$7,191,235
ENV	NHPP	\$40,431	-	-	-	-	-	-	\$40,431
ENV	SA	\$26,016	-	-	-	-	-	-	\$26,016
Total ENV		\$66,447	-	-	-	-	-	-	\$66,447
ROW	ACNP	\$763,722	-	-	-	-	-	-	\$763,722
ROW	ACSA	\$483,429	-	-	-	-	-	-	\$483,429
ROW	BNIR	\$9,379,583	-	-	-	-	-	-	\$9,379,583
ROW	DI	-	-	\$1,061,725	-	-	-	-	\$1,061,725
ROW	DIH	\$185,961	-	-	-	-	-	-	\$185,961
ROW	DS	\$1,911,384	-	-	-	-	-	-	\$1,911,384
ROW	SA	\$158,823	-	-	-	-	-	-	\$158,823
Total ROW		\$12,882,902	-	\$1,061,725	-	-	-	-	\$13,944,627
RRU	ACNP	\$300,000	-	-	-	-	-	-	\$300,000
RRU	DI	-	\$3,824,255	-	-	-	-	-	\$3,824,255
RRU	DSBD	-	\$6,105,745	-	-	-	-	-	\$6,105,745
Total RRU		\$300,000	\$9,930,000	-	-	-	-	-	\$10,230,000
CST	ACNP	-	-	\$1,801,930	\$163,219	-	-	-	\$1,965,149
CST	DI	-	-	\$57,036,687	-	-	-	-	\$57,036,687
CST	DSBD	-	-	\$2,265,000	-	-	-	-	\$2,265,000
CST	SIWR	-	-	\$2,453,972	-	-	-	-	\$2,453,972
CST	STED	-	-	\$48,896,980	-	-	-	-	\$48,896,980
Total CST		-	-	\$112,454,569	\$163,219	-	-	-	\$112,617,788
INC	DI	-	-	-	\$1,400,000	-	-	-	\$1,400,000
Total INC		-	-	-	\$1,400,000	-	-	-	\$1,400,000
Total Prior Costs		\$21,708,005	-	-	-	-	-	-	\$21,708,005
Total Programmed		\$21,708,005	\$9,930,000	\$113,516,294	\$1,563,219	-	-	-	\$146,717,518

4132571 - I-95 AT HYPOLUXO RD

Type of Work Description Interchange - Add Lanes	Managed by FDOT	Length 1.81	SIS Yes	L RTP # 2045-SIS010
--	---------------------------	-----------------------	-------------------	-------------------------------

Description

Reconstruct bridge over I-95 and the SFRC railroad tracks to accommodate Diverging Diamond Interchange (DDI) configuration. Reconstruct all entrance and exit ramps to/from I-95. Reconfigure Hypoluxo Rd approaches between the median opening just east of High Ridge Rd to Seacrest Blvd.

Notes

-

PHASE	FUND SOURCE	PRIOR	FY2026	FY2027	FY2028	FY2029	FY2030	FUTURE	TOTAL
PDE	DDR	\$96,590	-	-	-	-	-	-	\$96,590
PDE	DIH	\$24,369	-	-	-	-	-	-	\$24,369
Total PDE		\$120,959	-	-	-	-	-	-	\$120,959
PE	ACNP	\$977,267	-	-	-	-	-	-	\$977,267
PE	ACSA	\$194,764	-	-	-	-	-	-	\$194,764
PE	DDR	\$91,026	-	-	-	-	-	-	\$91,026
PE	DS	\$150,000	-	-	-	-	-	-	\$150,000
PE	EB	\$436,995	-	-	-	-	-	-	\$436,995
PE	GFSA	\$1,308,685	-	-	-	-	-	-	\$1,308,685
PE	NHPP	\$2,198,919	-	-	-	-	-	-	\$2,198,919
PE	SA	\$2,128,070	-	-	-	-	-	-	\$2,128,070
Total PE		\$7,485,726	-	-	-	-	-	-	\$7,485,726
ENV	ACNP	\$29,180	-	-	-	-	-	-	\$29,180
ENV	NHPP	\$9,985	-	-	-	-	-	-	\$9,985
Total ENV		\$39,165	-	-	-	-	-	-	\$39,165
ROW	ACNP	\$1,803,833	-	-	-	-	-	-	\$1,803,833
ROW	BNIR	\$829,880	\$1,248,013	-	\$146,691	-	-	-	\$2,224,584
ROW	GMR	\$549,200	-	-	-	-	-	-	\$549,200
Total ROW		\$3,182,913	\$1,248,013	-	\$146,691	-	-	-	\$4,577,617
RRU	ACNP	-	-	-	-	-	-	\$260,000	\$260,000
Total RRU		-	-	-	-	-	-	\$260,000	\$260,000
CST	ACNP	-	-	-	-	-	-	\$133,306,979	\$133,306,979
Total CST		-	-	-	-	-	-	\$133,306,979	\$133,306,979
Total Prior Costs		\$10,828,763	-	-	-	-	-	-	\$10,828,763
Total Future Costs		-	-	-	-	-	-	\$133,566,979	\$133,566,979
Total Programmed		\$10,828,763	\$1,248,013	-	\$146,691	-	-	\$133,566,979	\$145,790,446

4397581 - I-95 AT INDIANTOWN RD - NORTHBOUND OFF-RAMP

Type of Work Description Interchange Improvement	Managed by FDOT	Length 1.446	SIS Yes	L RTP # 2045-SIS011
--	---------------------------	------------------------	-------------------	-------------------------------

Description

Reconstruct and signalize I-95 NB off ramp; lengthen EB Indiantown Rd left turn storage lane; add eastbound auxiliary lane on Indiantown Rd from I-95 exit to Island Way; add westbound auxiliary lane from Jupiter West Plaza to I-95 SB on ramp; restripe existing right turn lane to a shared/thru right turn lane.

Notes

-

PHASE	FUND SOURCE	PRIOR	FY2026	FY2027	FY2028	FY2029	FY2030	FUTURE	TOTAL
PE	DDR	\$779,981	-	-	-	-	-	-	\$779,981
PE	DI	\$500,000	-	-	-	-	-	-	\$500,000
PE	DIH	\$81,910	-	-	-	-	-	-	\$81,910
PE	DS	\$510,055	-	-	-	-	-	-	\$510,055
PE	LF	\$427,913	-	-	-	-	-	-	\$427,913
PE	PKYI	\$11,232	-	-	-	-	-	-	\$11,232
Total PE		\$2,311,091	-	-	-	-	-	-	\$2,311,091
ENV	DS	\$25,792	-	-	-	-	-	-	\$25,792
Total ENV		\$25,792	-	-	-	-	-	-	\$25,792
ROW	DDR	\$540,000	-	-	-	-	-	-	\$540,000
ROW	LF	\$1,530,686	-	\$1,468,951	-	-	-	-	\$2,999,637
Total ROW		\$2,070,686	-	\$1,468,951	-	-	-	-	\$3,539,637
RRU	DS	\$147,500	-	-	-	-	-	-	\$147,500
Total RRU		\$147,500	-	-	-	-	-	-	\$147,500
CST	ARDR	\$11,267,393	-	-	-	-	-	-	\$11,267,393
CST	DDR	\$3,586,744	-	-	-	-	-	-	\$3,586,744
CST	DIH	\$134,876	-	-	-	-	-	-	\$134,876
CST	DS	\$3,385,100	-	-	-	-	-	-	\$3,385,100
CST	LF	\$1,926,788	-	-	-	-	-	-	\$1,926,788
Total CST		\$20,300,901	-	-	-	-	-	-	\$20,300,901
INC	DDR	\$313,843	-	-	-	-	-	-	\$313,843
Total INC		\$313,843	-	-	-	-	-	-	\$313,843
Total Prior Costs		\$25,169,813	-	-	-	-	-	-	\$25,169,813
Total Programmed		\$25,169,813	-	\$1,468,951	-	-	-	-	\$26,638,764

4132581 - I-95 AT LANTANA RD

Type of Work Description Interchange Justifica/Modifica	Managed by FDOT	Length 2.372	SIS Yes	L RTP # 2045-SIS012
--	--------------------	-----------------	------------	------------------------

Description

Reconstruct into a Diverging Diamond Interchange (DDI). Includes replacing existing bridge, widening Lantana Rd to 6 lanes from High Ridge Rd to Andrew Redding Rd, and widening NB and SB I-95 exit ramps.

Notes

-

PHASE	FUND SOURCE	PRIOR	FY2026	FY2027	FY2028	FY2029	FY2030	FUTURE	TOTAL
PDE	DDR	\$1,811,492	-	-	-	-	-	-	\$1,811,492
PDE	DIH	\$86,600	-	-	-	-	-	-	\$86,600
Total PDE		\$1,898,092	-	-	-	-	-	-	\$1,898,092
PE	ACNP	\$2,903,444	-	-	-	-	-	-	\$2,903,444
PE	ACSA	\$5,000	-	-	-	-	-	-	\$5,000
PE	DIH	\$83,388	-	-	-	-	-	-	\$83,388
PE	DS	\$2,869,593	-	-	-	-	-	-	\$2,869,593
PE	NHPP	\$1,096,556	-	-	-	-	-	-	\$1,096,556
Total PE		\$6,957,981	-	-	-	-	-	-	\$6,957,981
ENV	DDR	\$86,411	-	-	-	-	-	-	\$86,411
Total ENV		\$86,411	-	-	-	-	-	-	\$86,411
ROW	ACNP	\$452,312	-	-	-	-	-	-	\$452,312
ROW	ACSA	\$11,379	-	-	-	-	-	-	\$11,379
ROW	BNIR	\$3,515,521	\$6,513,120	-	-	-	-	-	\$10,028,641
ROW	DI	\$439,400	-	-	\$164,314	\$4,773,598	-	-	\$5,377,312
ROW	DIH	\$134,689	-	-	-	-	-	-	\$134,689
Total ROW		\$4,553,301	\$6,513,120	-	\$164,314	\$4,773,598	-	-	\$16,004,333
RRU	ACNP	-	-	-	\$600,000	-	-	-	\$600,000
RRU	DDR	\$61,689	-	-	-	-	-	-	\$61,689
RRU	LF	-	-	-	\$3,000,000	-	-	-	\$3,000,000
Total RRU		\$61,689	-	-	\$3,600,000	-	-	-	\$3,661,689
CST	ACNP	-	-	-	-	\$11,198,475	-	-	\$11,198,475
CST	DI	-	-	-	-	\$96,689,752	-	-	\$96,689,752
CST	SA	-	-	-	-	\$418,029	-	-	\$418,029
Total CST		-	-	-	-	\$108,306,256	-	-	\$108,306,256
Total Prior Costs		\$13,557,474	-	-	-	-	-	-	\$13,557,474
Total Programmed		\$13,557,474	\$6,513,120	-	\$3,764,314	\$113,079,854	-	-	\$136,914,762

4353841 - I-95 AT LINTON BLVD

Type of Work Description Interchange Improvement	Managed by FDOT	Length 0.639	SIS Yes	L RTP # 2045-SIS013
--	---------------------------	------------------------	-------------------	-------------------------------

Description

Add EB auxiliary Lane to EB Linton Blvd from W of Congress Ave to SB on-ramp. Add WB auxiliary Lane to WB Linton Blvd from E of Waterford to NB on-ramp. Add SB right turn lane and EB right turn lane at Congress Ave & Linton. Realign NB & SB ramp termini intersections. Add additional ramp lane on I-95 SB on-ramp and NB on-ramp. Add third SB to EB left turn lane on SB.

Notes

G/W 433109-5 & 412420-4

PHASE	FUND SOURCE	PRIOR	FY2026	FY2027	FY2028	FY2029	FY2030	FUTURE	TOTAL
PDE	DIH	\$24,313	-	-	-	-	-	-	\$24,313
PDE	DS	\$12,877	-	-	-	-	-	-	\$12,877
Total PDE		\$37,190	-	-	-	-	-	-	\$37,190
PE	DDR	\$516,275	-	-	-	-	-	-	\$516,275
PE	DIH	\$124,814	-	-	-	-	-	-	\$124,814
PE	DS	\$1,457,418	-	-	-	-	-	-	\$1,457,418
Total PE		\$2,098,507	-	-	-	-	-	-	\$2,098,507
ENV	DS	\$17,124	-	-	-	-	-	-	\$17,124
Total ENV		\$17,124	-	-	-	-	-	-	\$17,124
ROW	ACNP	\$369,868	-	\$915,565	-	-	-	-	\$1,285,433
ROW	ACSA	\$521,220	-	-	-	-	-	-	\$521,220
ROW	DDR	\$1,404,203	-	-	-	-	-	-	\$1,404,203
ROW	DI	\$562,740	-	-	-	-	-	-	\$562,740
ROW	DIH	\$484,873	-	-	-	-	-	-	\$484,873
ROW	DS	\$2,904,634	\$77,361	-	-	-	\$199,684	-	\$3,181,679
ROW	EB	\$676,520	-	-	-	-	-	-	\$676,520
ROW	NHPP	\$19,736	-	-	-	-	-	-	\$19,736
ROW	SA	\$5,000	-	-	-	-	-	-	\$5,000
Total ROW		\$6,948,794	\$77,361	\$915,565	-	-	\$199,684	-	\$8,141,404
RRU	SA	\$1,000,000	-	-	-	-	-	-	\$1,000,000
Total RRU		\$1,000,000	-	-	-	-	-	-	\$1,000,000
DSB	NHPP	\$393,502	-	-	-	-	-	-	\$393,502
DSB	SA	\$130,606	-	-	-	-	-	-	\$130,606
Total DSB		\$524,108	-	-	-	-	-	-	\$524,108
Total Prior Costs		\$10,625,723	-	-	-	-	-	-	\$10,625,723
Total Programmed		\$10,625,723	\$77,361	\$915,565	-	-	\$199,684	-	\$11,818,333

4353842 - I-95 AT LINTON BLVD

Type of Work Description	Managed by	Length	SIS	L RTP #
Interchange Justifica/Modifica	FDOT	0.664	No	-

Description

EB auxiliary lane from Congress Ave. to I-95; Intersection Improvements at the Linton Blvd & Congress Ave. Intersection; Reconfiguration of SB I-95 entrance & exit ramps to & from Linton Blvd; WB auxiliary lane from SW 10TH Ave. to I-95; Intersection improvements at Linton Blvd & Wallace Dr; Intersection improvements at Linton Blvd and SW 10TH Ave. reconfiguration of NB I-95 entrance and exit ramps to and from Linton Blvd; Milling and resurfacing and restriping both Linton Blvd. R/W on 4353841

Notes

-

PHASE	FUND SOURCE	PRIOR	FY2026	FY2027	FY2028	FY2029	FY2030	FUTURE	TOTAL
PE	DDR	\$609,937	-	-	-	-	-	-	\$609,937
PE	DIH	\$22,321	-	-	-	-	-	-	\$22,321
PE	DS	\$1,938,023	-	-	-	-	-	-	\$1,938,023
PE	DSBD	-	\$610,675	-	-	-	-	-	\$610,675
Total PE		\$2,570,281	\$610,675	-	-	-	-	-	\$3,180,956
RRU	DDR	-	-	-	-	-	-	\$1,650,000	\$1,650,000
Total RRU		-	-	-	-	-	-	\$1,650,000	\$1,650,000
CST	DDR	-	-	-	-	-	-	\$31,302,819	\$31,302,819
CST	DIH	-	-	-	-	-	-	\$138,790	\$138,790
Total CST		-	-	-	-	-	-	\$31,441,609	\$31,441,609
INC	DS	-	-	-	-	-	-	\$220,000	\$220,000
Total INC		-	-	-	-	-	-	\$220,000	\$220,000
Total Prior Costs		\$2,570,281	-	-	-	-	-	-	\$2,570,281
Total Future Costs		-	-	-	-	-	-	\$33,311,609	\$33,311,609
Total Programmed		\$2,570,281	\$610,675	-	-	-	-	\$33,311,609	\$36,492,565

4358031 - I-95 AT NORTHLAKE BLVD

Type of Work Description Interchange - Add Lanes	Managed by FDOT	Length 2.806	SIS Yes	L RTP # 2045-SIS015
--	---------------------------	------------------------	-------------------	-------------------------------

Description

Design-bid-build consisting of widening, milling and resurfacing. Includes widening of Northlake Blvd with a fourth EB through-lane just west of Keating Dr / Gardens Town Square to Sunrise Dr; a fourth WB lane from east of Sandtree Dr to Military Trl; and providing triple right- and left-turn lanes at I-95 NB & SB ramp exits. Project will also include new lighting, mastarms, sidewalks, and bike lanes.

Notes

-

PHASE	FUND SOURCE	PRIOR	FY2026	FY2027	FY2028	FY2029	FY2030	FUTURE	TOTAL
PDE	DDR	\$64,248	-	-	-	-	-	-	\$64,248
PDE	DIH	\$180,053	-	-	-	-	-	-	\$180,053
PDE	DS	\$30,880	-	-	-	-	-	-	\$30,880
PDE	GMR	\$2,266,464	-	-	-	-	-	-	\$2,266,464
Total PDE		\$2,541,645	-	-	-	-	-	-	\$2,541,645
PE	ACNP	\$885,047	-	-	-	-	-	-	\$885,047
PE	DS	\$206,328	-	-	-	-	-	-	\$206,328
PE	NHPP	\$3,052,706	-	-	-	-	-	-	\$3,052,706
PE	SA	\$195,536	-	-	-	-	-	-	\$195,536
Total PE		\$4,339,617	-	-	-	-	-	-	\$4,339,617
ENV	NHPP	\$29,743	-	-	-	-	-	-	\$29,743
Total ENV		\$29,743	-	-	-	-	-	-	\$29,743
ROW	ACNP	\$804,739	\$310,541	-	-	-	-	-	\$1,115,280
ROW	ACSA	\$51,433	\$10,000	-	-	-	-	-	\$61,433
ROW	BNIR	\$2,340,394	\$2,571,693	-	-	-	-	-	\$4,912,087
ROW	DDR	\$132,698	-	-	-	-	-	-	\$132,698
ROW	DI	-	\$99,395	-	-	-	-	-	\$99,395
ROW	NHPP	\$64,720	-	-	-	-	-	-	\$64,720
Total ROW		\$3,393,984	\$2,991,629	-	-	-	-	-	\$6,385,613
RRU	DI	\$167,672	-	-	-	-	-	-	\$167,672
RRU	LF	\$190,389	-	-	-	-	-	-	\$190,389
Total RRU		\$358,061	-	-	-	-	-	-	\$358,061
CST	ACNP	-	\$45,515,078	-	-	-	-	-	\$45,515,078
CST	DI	-	\$13,689,615	-	-	-	-	-	\$13,689,615
CST	DIH	-	\$210,632	\$217,176	-	-	-	-	\$427,808
CST	STED	-	\$10,300,000	-	-	-	-	-	\$10,300,000
Total CST		-	\$69,715,325	\$217,176	-	-	-	-	\$69,932,501
Total Prior Costs		\$10,663,050	-	-	-	-	-	-	\$10,663,050
Total Programmed		\$10,663,050	\$72,706,954	\$217,176	-	-	-	-	\$83,587,180

4132601 - I-95 AT PALM BEACH LAKES BLVD

Type of Work Description Interchange Justifica/Modifica	Managed by FDOT	Length 1.363	SIS Yes	L RTP # 2045-SIS017
--	--------------------	-----------------	------------	------------------------

Description
Interchange improvements.

Notes
No ROW needed.

PHASE	FUND SOURCE	PRIOR	FY2026	FY2027	FY2028	FY2029	FY2030	FUTURE	TOTAL
PDE	DDR	\$99,983	-	-	-	-	-	-	\$99,983
PDE	DIH	\$19,670	-	-	-	-	-	-	\$19,670
Total PDE		\$119,653	-	-	-	-	-	-	\$119,653
PE	ACNP	\$1,158,859	-	-	-	-	-	-	\$1,158,859
PE	SA	\$766,919	-	-	-	-	-	-	\$766,919
Total PE		\$1,925,778	-	-	-	-	-	-	\$1,925,778
ENV	ACNP	\$30,000	-	-	-	-	-	-	\$30,000
ENV	DI	\$12,334	-	-	-	-	-	-	\$12,334
Total ENV		\$42,334	-	-	-	-	-	-	\$42,334
CST	DIH	-	-	\$43,479	\$44,871	-	-	-	\$88,350
Total CST		-	-	\$43,479	\$44,871	-	-	-	\$88,350
Total Prior Costs		\$2,087,765	-	-	-	-	-	-	\$2,087,765
Total Programmed		\$2,087,765	-	\$43,479	\$44,871	-	-	-	\$2,176,115

4132651 - I-95 AT PGA BLVD/CENTRAL BLVD

Type of Work Description Interchange Justifica/Modifica	Managed by FDOT	Length 2.861	SIS Yes	L RTP # 2045-SIS008
--	--------------------	-----------------	------------	------------------------

Description

Reconstruct into a Tight Diamond interchange. Improvements will be conducted from north of Military Trail to South of Donald Ross Road.

Notes

-

PHASE	FUND SOURCE	PRIOR	FY2026	FY2027	FY2028	FY2029	FY2030	FUTURE	TOTAL
PDE	DDR	\$1,346,110	-	-	-	-	-	-	\$1,346,110
PDE	DIH	\$180,739	-	-	-	-	-	-	\$180,739
PDE	DS	\$28,756	-	-	-	-	-	-	\$28,756
Total PDE		\$1,555,605	-	-	-	-	-	-	\$1,555,605
PE	DDR	\$3,869,400	-	-	-	-	-	-	\$3,869,400
PE	DIH	\$782,873	-	-	-	-	-	-	\$782,873
PE	DS	\$2,116,972	-	-	-	-	-	-	\$2,116,972
Total PE		\$6,769,245	-	-	-	-	-	-	\$6,769,245
ENV	DS	\$63,943	-	-	-	-	-	-	\$63,943
Total ENV		\$63,943	-	-	-	-	-	-	\$63,943
ROW	ACNP	\$74,837	-	-	-	-	-	-	\$74,837
ROW	ACSA	\$6,000	-	-	-	-	-	-	\$6,000
ROW	BNIR	\$11,907,161	\$2,759,213	-	-	-	-	-	\$14,666,374
ROW	DDR	\$149,272	-	-	-	-	-	-	\$149,272
ROW	DI	\$447,352	-	\$104,506	-	-	-	-	\$551,858
ROW	NHPP	\$350,308	-	-	-	-	-	-	\$350,308
Total ROW		\$12,934,930	\$2,759,213	\$104,506	-	-	-	-	\$15,798,649
RRU	DDR	\$1,290,198	-	-	-	-	-	-	\$1,290,198
RRU	DI	\$8,270,000	-	-	-	-	-	\$8,686,215	\$16,956,215
Total RRU		\$9,560,198	-	-	-	-	-	\$8,686,215	\$18,246,413
CST	DI	-	-	-	-	-	-	\$60,918,089	\$60,918,089
CST	DIH	-	-	-	-	-	-	\$190,673	\$190,673
CST	STED	-	-	-	-	-	-	\$43,620,140	\$43,620,140
Total CST		-	-	-	-	-	-	\$104,728,902	\$104,728,902
Total Prior Costs		\$30,883,921	-	-	-	-	-	-	\$30,883,921
Total Future Costs		-	-	-	-	-	-	\$113,415,117	\$113,415,117
Total Programmed		\$30,883,921	\$2,759,213	\$104,506	-	-	-	\$113,415,117	\$147,162,757

4355161 - I-95 AT SOUTHERN BLVD/SR-80

Type of Work Description Interchange - Add Lanes	Managed by FDOT	Length 4.293	SIS Yes	L RTP # 2045-SIS019
--	---------------------------	------------------------	-------------------	-------------------------------

Description
Ultimate interchange improvement. Modify existing interchange and ramps.

Notes
-

PHASE	FUND SOURCE	PRIOR	FY2026	FY2027	FY2028	FY2029	FY2030	FUTURE	TOTAL
PDE	DI	\$2,528,102	-	-	-	-	-	-	\$2,528,102
PDE	DIH	\$56,864	-	-	-	-	-	-	\$56,864
Total PDE		\$2,584,966	-	-	-	-	-	-	\$2,584,966
PE	ACNP	-	\$8,992,794	-	-	-	-	-	\$8,992,794
Total PE		-	\$8,992,794	-	-	-	-	-	\$8,992,794
ROW	ACNP	-	-	\$5,867,443	-	-	-	\$100,901	\$5,968,344
ROW	BNIR	-	-	-	\$2,434,929	-	-	-	\$2,434,929
Total ROW		-	-	\$5,867,443	\$2,434,929	-	-	\$100,901	\$8,403,273
Total Prior Costs		\$2,584,966	-	-	-	-	-	-	\$2,584,966
Total Future Costs		-	-	-	-	-	-	\$100,901	\$100,901
Total Programmed		\$2,584,966	\$8,992,794	\$5,867,443	\$2,434,929	-	-	\$100,901	\$19,981,033

4372791 - I-95 AT WOOLBRIGHT RD

Type of Work Description Interchange - Add Lanes	Managed by FDOT	Length 3.214	SIS Yes	L RTP # 2045-SIS020
--	---------------------------	------------------------	-------------------	-------------------------------

Description

Add lane to I-95 NB on ramp; lengthen EB and WB storage on Woolbright Rd to access NB & SB I-95 off ramps; widen EB Secret Blvd to accomodate additional left turn lanes and add dedicated right turn lanes.

Notes

-

PHASE	FUND SOURCE	PRIOR	FY2026	FY2027	FY2028	FY2029	FY2030	FUTURE	TOTAL
PDE	DDR	\$394,488	-	-	-	-	-	-	\$394,488
PDE	DIH	\$96,353	-	-	-	-	-	-	\$96,353
PDE	DS	\$1,327,968	-	-	-	-	-	-	\$1,327,968
Total PDE		\$1,818,809	-	-	-	-	-	-	\$1,818,809
PE	ACNP	\$763,686	-	-	-	-	-	-	\$763,686
PE	NHPP	\$2,673,875	-	-	-	-	-	-	\$2,673,875
Total PE		\$3,437,561	-	-	-	-	-	-	\$3,437,561
ENV	DDR	\$26,389	-	-	-	-	-	-	\$26,389
Total ENV		\$26,389	-	-	-	-	-	-	\$26,389
ROW	ACNP	\$58,000	-	-	-	-	-	-	\$58,000
ROW	BNIR	\$906,819	\$300,000	-	-	-	-	-	\$1,206,819
ROW	DI	-	-	-	-	-	\$1,319,746	-	\$1,319,746
Total ROW		\$964,819	\$300,000	-	-	-	\$1,319,746	-	\$2,584,565
RRU	ACNP	-	-	-	-	-	-	\$200,000	\$200,000
Total RRU		-	-	-	-	-	-	\$200,000	\$200,000
CST	ACNP	-	-	-	-	-	-	\$45,361,095	\$45,361,095
Total CST		-	-	-	-	-	-	\$45,361,095	\$45,361,095
Total Prior Costs		\$6,247,578	-	-	-	-	-	-	\$6,247,578
Total Future Costs		-	-	-	-	-	-	\$45,561,095	\$45,561,095
Total Programmed		\$6,247,578	\$300,000	-	-	-	\$1,319,746	\$45,561,095	\$53,428,419

4365191 - I-95 FROM SOUTH OF 45TH ST TO NORTH OF 45TH ST

Type of Work Description Interchange - Add Lanes	Managed by FDOT	Length 0.998	SIS Yes	L RTP # 2045-SIS004
---	--------------------	-----------------	------------	------------------------

Description

Reconstruct into an 8 lane tight urban diamond interchange. Project will include new lighting, mast arms, sidewalk, and bike lanes.

Notes

-

PHASE	FUND SOURCE	PRIOR	FY2026	FY2027	FY2028	FY2029	FY2030	FUTURE	TOTAL
PDE	DS	\$667,783	-	-	-	-	-	-	\$667,783
PDE	SA	\$1,109,266	-	-	-	-	-	-	\$1,109,266
Total PDE		\$1,777,049	-	-	-	-	-	-	\$1,777,049
PE	DIH	\$103,114	-	-	-	-	-	-	\$103,114
PE	DS	\$738,894	-	-	-	-	-	-	\$738,894
PE	STED	\$2,337,338	-	-	-	-	-	-	\$2,337,338
Total PE		\$3,179,346	-	-	-	-	-	-	\$3,179,346
ENV	DDR	\$26,057	-	-	-	-	-	-	\$26,057
Total ENV		\$26,057	-	-	-	-	-	-	\$26,057
ROW	ACNP	\$140,000	\$1,710,520	\$4,134,647	-	-	-	-	\$5,985,167
ROW	BNIR	\$1,167,560	-	-	-	-	-	-	\$1,167,560
Total ROW		\$1,307,560	\$1,710,520	\$4,134,647	-	-	-	-	\$7,152,727
RRU	DSBD	-	-	\$1,115,000	-	-	-	-	\$1,115,000
Total RRU		-	-	\$1,115,000	-	-	-	-	\$1,115,000
CST	ACFP	-	-	-	\$18,596,928	-	-	-	\$18,596,928
CST	DIH	-	-	-	\$67,861	-	-	-	\$67,861
CST	DSBD	-	-	-	-	\$2,099,814	-	-	\$2,099,814
Total CST		-	-	-	\$18,664,789	\$2,099,814	-	-	\$20,764,603
INC	DI	-	-	\$200,000	-	-	-	-	\$200,000
Total INC		-	-	\$200,000	-	-	-	-	\$200,000
Total Prior Costs		\$6,290,012	-	-	-	-	-	-	\$6,290,012
Total Programmed		\$6,290,012	\$1,710,520	\$5,449,647	\$18,664,789	\$2,099,814	-	-	\$34,214,782

4442021 - I-95 FROM SOUTH OF LINTON BLVD/CR-782 TO 6TH AVE S

Type of Work Description Pd&E/Emo Study	Managed by FDOT	Length 13.4	SIS Yes	LRTP # FDOT0103
--	--------------------	----------------	------------	--------------------

Description
PD&E study for managed lanes.

Notes
No ROW needed. PE to be done at same time as 4442022.

PHASE	FUND SOURCE	PRIOR	FY2026	FY2027	FY2028	FY2029	FY2030	FUTURE	TOTAL
PDE	DDR	\$475,368	-	-	-	-	-	-	\$475,368
PDE	DI	\$1,442,143	-	-	-	-	-	-	\$1,442,143
PDE	DIH	\$101,718	-	-	-	-	-	-	\$101,718
PDE	DS	\$2,988,834	-	-	-	-	-	-	\$2,988,834
PDE	DSBD	-	\$1,000,000	-	-	-	-	-	\$1,000,000
Total PDE		\$5,008,063	\$1,000,000	-	-	-	-	-	\$6,008,063
Total Prior Costs		\$5,008,063	-	-	-	-	-	-	\$5,008,063
Total Programmed		\$5,008,063	\$1,000,000	-	-	-	-	-	\$6,008,063

4512241 - SOUTHERN BLVD/SR-80 AT JOG RD

Type of Work Description Add Left Turn Lane(s)	Managed by FDOT	Length 0.275	SIS Yes	LRTP # 2045-SIS039
---	--------------------	-----------------	------------	-----------------------

Description
Add left turn lane(s).

Notes
-

PHASE	FUND SOURCE	PRIOR	FY2026	FY2027	FY2028	FY2029	FY2030	FUTURE	TOTAL
PE	ACNP	\$528,930	-	-	-	-	-	-	\$528,930
Total PE		\$528,930	-	-	-	-	-	-	\$528,930
RRU	ACNP	-	\$10,000	-	-	-	-	-	\$10,000
Total RRU		-	\$10,000	-	-	-	-	-	\$10,000
CST	ACNP	-	-	\$2,250,213	-	-	-	-	\$2,250,213
CST	DIH	-	-	\$64,426	-	-	-	-	\$64,426
Total CST		-	-	\$2,314,639	-	-	-	-	\$2,314,639
Total Prior Costs		\$528,930	-	-	-	-	-	-	\$528,930
Total Programmed		\$528,930	\$10,000	\$2,314,639	-	-	-	-	\$2,853,569

4378681 - SOUTHERN BLVD/SR-80 RAMPS AND SR-7/US-441

Type of Work Description	Managed by	Length	SIS	L RTP #
Add Turn Lane(s)	FDOT	0.914	Yes	2045-SIS028

Description

Widen SR-80 EB/WB ramps to accommodate additional right & left turn lanes. Widening NB SR-7 and SB SR-7 to accommodate additional turn lanes. Widening of bridges over C-51 canal.

Notes

-

PHASE	FUND SOURCE	PRIOR	FY2026	FY2027	FY2028	FY2029	FY2030	FUTURE	TOTAL
PE	ACNP	\$320,912	-	-	-	-	-	-	\$320,912
PE	DIH	\$23,213	-	-	-	-	-	-	\$23,213
PE	NHPP	\$1,191,786	-	-	-	-	-	-	\$1,191,786
PE	SA	\$5,582	-	-	-	-	-	-	\$5,582
Total PE		\$1,541,493	-	-	-	-	-	-	\$1,541,493
ENV	ACNP	\$23,713	-	-	-	-	-	-	\$23,713
ENV	DS	\$1,151	-	-	-	-	-	-	\$1,151
ENV	NHPP	\$15,594	-	-	-	-	-	-	\$15,594
Total ENV		\$40,458	-	-	-	-	-	-	\$40,458
RRU	ACNP	\$407,550	-	-	-	-	-	-	\$407,550
Total RRU		\$407,550	-	-	-	-	-	-	\$407,550
CST	ACNP	-	\$11,071,641	\$17,505	-	-	-	-	\$11,089,146
Total CST		-	\$11,071,641	\$17,505	-	-	-	-	\$11,089,146
Total Prior Costs		\$1,989,501	-	-	-	-	-	-	\$1,989,501
Total Programmed		\$1,989,501	\$11,071,641	\$17,505	-	-	-	-	\$13,078,647

4405755 - ATLANTIC AVE/SR-806 FROM CUMBERLAND DR TO JOG RD

Type of Work Description Add Lanes & Reconstruct	Managed by FDOT	Length 0.769	SIS No	L RTP # 2045-TPA002.D, TPA002.D
--	---------------------------	------------------------	------------------	---

Description

Widen from 4 lanes to 6 lanes, including 7' buffered bike lanes and 10'+ shared-use pathway where feasible.

Notes

G/W 4405754

PHASE	FUND SOURCE	PRIOR	FY2026	FY2027	FY2028	FY2029	FY2030	FUTURE	TOTAL
PE	DDR	\$1,134,031	-	-	-	-	-	-	\$1,134,031
PE	DIH	\$188,353	-	-	-	-	-	-	\$188,353
Total PE		\$1,322,384	-	-	-	-	-	-	\$1,322,384
ROW	DDR	\$890,240	\$5,000	-	\$4,139,904	-	-	-	\$5,035,144
ROW	DIH	\$3,000	\$339,000	-	-	-	-	-	\$342,000
ROW	SA	\$5,000	-	-	-	-	-	-	\$5,000
ROW	SU	\$601,500	\$601,500	\$2,000,000	-	-	-	-	\$3,203,000
Total ROW		\$1,499,740	\$945,500	\$2,000,000	\$4,139,904	-	-	-	\$8,585,144
RRU	DDR	-	-	-	\$50,000	-	-	-	\$50,000
Total RRU		-	-	-	\$50,000	-	-	-	\$50,000
CST	DDR	-	-	-	-	\$27,088,250	\$2,006,867	-	\$29,095,117
CST	DIH	-	-	-	-	\$142,075	-	-	\$142,075
Total CST		-	-	-	-	\$27,230,325	\$2,006,867	-	\$29,237,192
Total Prior Costs		\$2,822,124	-	-	-	-	-	-	\$2,822,124
Total Programmed		\$2,822,124	\$945,500	\$2,000,000	\$4,189,904	\$27,230,325	\$2,006,867	-	\$39,194,720

4405754 - ATLANTIC AVE/SR-806 FROM FL TURNPIKE TO CUMBERLAND DR

Type of Work Description Add Lanes & Reconstruct	Managed by FDOT	Length 1.425	SIS No	L RTP # 2045-TPA002.C, TPA002.C
---	--------------------	-----------------	-----------	---------------------------------------

Description

Widen from 4 lanes to 6 lanes, including 7' buffered bike lanes and 10'+ shared-use pathway where feasible.

Notes

G/W 4405755

PHASE	FUND SOURCE	PRIOR	FY2026	FY2027	FY2028	FY2029	FY2030	FUTURE	TOTAL
PE	DDR	\$1,690,992	-	-	-	-	-	-	\$1,690,992
PE	DIH	\$23,195	-	-	-	-	-	-	\$23,195
PE	PKYI	\$682	-	-	-	-	-	-	\$682
Total PE		\$1,714,869	-	-	-	-	-	-	\$1,714,869
ROW	ACSA	\$2,000	-	-	-	-	-	-	\$2,000
ROW	ACSU	\$1,231,560	-	-	-	-	-	-	\$1,231,560
ROW	DDR	\$500,000	\$1,501,817	-	\$5,198,165	-	-	-	\$7,199,982
ROW	DIH	\$3,000	\$465,000	-	-	-	-	-	\$468,000
ROW	SU	\$50,000	\$4,572,741	-	-	-	-	-	\$4,622,741
Total ROW		\$1,786,560	\$6,539,558	-	\$5,198,165	-	-	-	\$13,524,283
CST	DDR	-	-	-	-	\$31,176,381	\$2,006,867	-	\$33,183,248
CST	DIH	-	-	-	-	\$148,663	-	-	\$148,663
CST	SU	-	-	-	-	\$4,163,927	-	-	\$4,163,927
CST	TRIP	-	-	-	-	\$4,500,000	-	-	\$4,500,000
Total CST		-	-	-	-	\$39,988,971	\$2,006,867	-	\$41,995,838
Total Prior Costs		\$3,501,429	-	-	-	-	-	-	\$3,501,429
Total Programmed		\$3,501,429	\$6,539,558	-	\$5,198,165	\$39,988,971	\$2,006,867	-	\$57,234,990

2296584 - ATLANTIC AVE/SR-806 FROM WEST OF SR-7/US-441 TO EAST OF LYONS RD

Type of Work Description Add Lanes & Reconstruct	Managed by FDOT	Length 2.118	SIS No	L RTP # 2045-TPA001, TPA001
---	--------------------	-----------------	-----------	-----------------------------------

Description

Widen from 2 lanes to 4 lanes, including 7' bike lanes and 6' sidewalks

Notes

PD&E under 2296581; 56-02 UWHCA with PBC at FDOT expense. 56-03 UWHCA with PBC AT UAO expense and goes with 66-01. 52-02 LF with PBC G/W 440575-2

PHASE	FUND SOURCE	PRIOR	FY2026	FY2027	FY2028	FY2029	FY2030	FUTURE	TOTAL
PDE	DIH	\$793	-	-	-	-	-	-	\$793
PDE	DS	\$37,863	-	-	-	-	-	-	\$37,863
Total PDE		\$38,656	-	-	-	-	-	-	\$38,656
PE	DIH	\$256,495	-	-	-	-	-	-	\$256,495
PE	DS	\$2,186,606	-	-	-	-	-	-	\$2,186,606
Total PE		\$2,443,101	-	-	-	-	-	-	\$2,443,101
ENV	DS	\$90,096	-	-	-	-	-	-	\$90,096
Total ENV		\$90,096	-	-	-	-	-	-	\$90,096
ROW	ACSA	\$25,000	-	-	-	-	-	-	\$25,000
ROW	ACSU	-	\$1,080,412	-	-	-	-	-	\$1,080,412
ROW	DDR	\$2,262,360	-	-	-	\$123,764	\$3,000,000	-	\$5,386,124
ROW	DIH	\$208,582	-	-	-	-	-	-	\$208,582
ROW	GFSU	\$64,901	-	-	-	-	-	-	\$64,901
ROW	GFSU	\$6,974	-	-	-	-	-	-	\$6,974
ROW	SA	\$2,841,522	-	-	-	-	-	-	\$2,841,522
ROW	SU	\$5,244,901	-	\$142,428	-	-	-	-	\$5,387,329
Total ROW		\$10,654,240	\$1,080,412	\$142,428	-	\$123,764	\$3,000,000	-	\$15,000,844
RRU	DDR	\$363,610	-	-	-	-	-	-	\$363,610
RRU	LF	\$650,000	-	-	-	-	-	-	\$650,000
Total RRU		\$1,013,610	-	-	-	-	-	-	\$1,013,610
CST	CM	\$473,365	-	-	-	-	-	-	\$473,365
CST	DDR	\$289,747	-	-	-	-	-	-	\$289,747
CST	LF	\$390,559	-	-	-	-	-	-	\$390,559
CST	PROT	\$7,632,776	-	-	-	-	-	-	\$7,632,776
CST	SA	\$1,128,479	-	-	-	-	-	-	\$1,128,479
CST	SU	\$12,702,591	-	-	-	-	-	-	\$12,702,591
Total CST		\$22,617,517	-	-	-	-	-	-	\$22,617,517
Total Prior Costs		\$36,857,220	-	-	-	-	-	-	\$36,857,220
Total Programmed		\$36,857,220	\$1,080,412	\$142,428	-	\$123,764	\$3,000,000	-	\$41,203,824

4498791 - CONGRESS AVE/SR-807 FROM LAKE WORTH RD/SR-802 TO FOREST HILL BLVD/SR-882

Type of Work Description	Managed by	Length	SIS	L RTP #
Pedestrian Safety Improvement	FDOT	1.63	No	MP-21-2, TPA-SRM

Description

Add pedestrian lighting, enhanced crosswalks at six signalized intersections, and bus stop amenities.

Notes

TPA PRIORITY# 21-2. Right-of-way needed.

PHASE	FUND SOURCE	PRIOR	FY2026	FY2027	FY2028	FY2029	FY2030	FUTURE	TOTAL
PE	SU	-	\$433,923	-	-	-	-	-	\$433,923
Total PE		-	\$433,923	-	-	-	-	-	\$433,923
ENV	DDR	-	-	\$30,000	-	-	-	-	\$30,000
Total ENV		-	-	\$30,000	-	-	-	-	\$30,000
Total Programmed		-	\$433,923	\$30,000	-	-	-	-	\$463,923

4498771 - FOREST HILL BLVD/SR-882 FROM W OF JOG RD TO MILITARY TRL

Type of Work Description	Managed by	Length	SIS	L RTP #
Lighting	FDOT	1.887	No	MP-21-1, TPA-SRM

Description

Add roadway lighting on north side and pedestrian lighting on both sides; bus bay layover facility, enhanced crosswalks, and green markings in bicycle conflict zones.

Notes

TPA Priority# 21-1. No right-of-way needed.

PHASE	FUND SOURCE	PRIOR	FY2026	FY2027	FY2028	FY2029	FY2030	FUTURE	TOTAL
PE	SU	-	\$670,061	-	-	-	-	-	\$670,061
Total PE		-	\$670,061	-	-	-	-	-	\$670,061
ENV	DDR	-	-	\$30,000	-	-	-	-	\$30,000
Total ENV		-	-	\$30,000	-	-	-	-	\$30,000
Total Programmed		-	\$670,061	\$30,000	-	-	-	-	\$700,061

4479451 - HATCHER RD/SR-715 TO PAUL RADIN PARK & AIRPORT RD TO SW 14TH ST

Type of Work Description Sidewalk	Managed by FDOT	Length 4.27	SIS No	L RTP # MP-20-5, TPA-SRM
--------------------------------------	--------------------	----------------	-----------	-----------------------------

Description

Construct 6' sidewalk along west side, curb ramps, detetable warning surfaces and crosswalks.

Notes

-

PHASE	FUND SOURCE	PRIOR	FY2026	FY2027	FY2028	FY2029	FY2030	FUTURE	TOTAL
PE	DIH	-	\$33,886	-	-	-	-	-	\$33,886
PE	SA	-	\$432,969	-	-	-	-	-	\$432,969
Total PE		-	\$466,855	-	-	-	-	-	\$466,855
CST	DIH	-	-	-	-	\$53,777	-	-	\$53,777
CST	SA	-	-	-	-	\$1,742,610	-	-	\$1,742,610
Total CST		-	-	-	-	\$1,796,387	-	-	\$1,796,387
Total Programmed		-	\$466,855	-	-	\$1,796,387	-	-	\$2,263,242

4499351 - INDIANTOWN RD/SR-706 FROM WEST OF ISLAND WAY TO EAST OF PALM RD

Type of Work Description Intersection Improvement	Managed by FDOT	Length 0.978	SIS No	L RTP # MP-21-6
--	--------------------	-----------------	-----------	--------------------

Description

PD&E to evaluate intersection reconstruction at Indiantown Rd and Central Blvd.

Notes

-

PHASE	FUND SOURCE	PRIOR	FY2026	FY2027	FY2028	FY2029	FY2030	FUTURE	TOTAL
PDE	DDR	\$500,000	-	-	-	-	-	-	\$500,000
PDE	SA	-	\$10,000	-	-	-	-	-	\$10,000
PDE	SU	-	\$3,300,000	-	-	-	-	-	\$3,300,000
Total PDE		\$500,000	\$3,310,000	-	-	-	-	-	\$3,810,000
Total Prior Costs		\$500,000	-	-	-	-	-	-	\$500,000
Total Programmed		\$500,000	\$3,310,000	-	-	-	-	-	\$3,810,000

4482641 - N FEDERAL HWY/SR-5/US-1 AT SPANISH RIVER BLVD

Type of Work Description Traffic Signal Update	Managed by FDOT	Length 0.165	SIS No	L RTP # MP-20-1, TPA-SRM
---	--------------------	-----------------	-----------	-----------------------------

Description

Span wire to mast arm conversion. Also includes lane reconfiguration on the west approach; EB right turn conversion from drop lane to shared through/right turn lane. Add 5' bicycle lane WB and restripe to provide 5' bike lane from Spanish River Blvd at US-1.

Notes

-

PHASE	FUND SOURCE	PRIOR	FY2026	FY2027	FY2028	FY2029	FY2030	FUTURE	TOTAL
PE	DDR	-	\$258,516	-	-	-	-	-	\$258,516
PE	DIH	-	\$20,681	\$20,681	-	-	-	-	\$41,362
Total PE		-	\$279,197	\$20,681	-	-	-	-	\$299,878
CST	DDR	-	-	-	-	-	\$2,646,305	-	\$2,646,305
CST	DIH	-	-	-	-	-	\$67,855	-	\$67,855
Total CST		-	-	-	-	-	\$2,714,160	-	\$2,714,160
Total Programmed		-	\$279,197	\$20,681	-	-	\$2,714,160	-	\$3,014,038

4481351 - N FEDERAL HWY/SR-5/US-1 - VARIOUS LOCATIONS

Type of Work Description	Managed by	Length	SIS	L RTP #
Traffic Signals	FDOT	0.25	No	MP-20-3.B, TPA-SRM

Description

Upgrade intersections from span wire to mast arm structures, including lighting. Intersections include: N Federal Hwy/SR-5/US-1 at Glades Rd/SR-808, NE 15th Ter and at NE 24th Ter.

Notes

TPA Priority 20-3. Right-of-way needed.

PHASE	FUND SOURCE	PRIOR	FY2026	FY2027	FY2028	FY2029	FY2030	FUTURE	TOTAL
PE	SU	-	\$549,665	-	-	-	-	-	\$549,665
Total PE		-	\$549,665	-	-	-	-	-	\$549,665
ROW	DDR	-	-	-	\$456,800	\$258,517	\$386,820	-	\$1,102,137
ROW	DIH	-	-	-	\$90,000	-	-	-	\$90,000
Total ROW		-	-	-	\$546,800	\$258,517	\$386,820	-	\$1,192,137
CST	SA	-	-	-	-	-	\$80,120	-	\$80,120
CST	SU	-	-	-	-	-	\$3,406,961	-	\$3,406,961
Total CST		-	-	-	-	-	\$3,487,081	-	\$3,487,081
Total Programmed		-	\$549,665	-	\$546,800	\$258,517	\$3,873,901	-	\$5,228,883

4417584 - OKEECHOBEE BLVD/SR-704 FROM SR-7 TO SR-5/US-1/SOUTH DIXIE HWY

Type of Work Description	Managed by	Length	SIS	L RTP #
Capital For Fixed Route	Palm Tran	0	No	MP-18-1b

Description

Construct enhanced transit shelters within existing ROW.

Notes

0

PHASE	FUND SOURCE	PRIOR	FY2026	FY2027	FY2028	FY2029	FY2030	FUTURE	TOTAL
CAP	SU	\$805,361	-	-	-	\$5,000,000	-	-	\$5,805,361
Total CAP		\$805,361	-	-	-	\$5,000,000	-	-	\$5,805,361
Total Prior Costs		\$805,361	-	-	-	-	-	-	\$805,361
Total Programmed		\$805,361	-	-	-	\$5,000,000	-	-	\$5,805,361

4513801 - OKEECHOBEE BLVD/SR-704 TRANSIT CORRIDOR FEASIBILITY STUDY

Type of Work Description	Managed by	Length	SIS	L RTP #
Transportation Planning	FDOT	11.1	Yes	MP-18-1c, TPA011.A

Description

Transit feasibility study. Includes Okeechobee Blvd from SR-7 to S Dixie Hwy/US-1 and SR-7 from Forest Hill Blvd/SR-882 to Okeechobee Blvd/SR-704. Phase 1 will look at proof of concept, technical/traffic analysis, and traffic impacts.

Notes

TPA PRIORITY 18-1C.

PHASE	FUND SOURCE	PRIOR	FY2026	FY2027	FY2028	FY2029	FY2030	FUTURE	TOTAL
PLN	HP	\$550,000	\$1,450,000	-	-	-	-	-	\$2,000,000
Total PLN		\$550,000	\$1,450,000	-	-	-	-	-	\$2,000,000
Total Prior Costs		\$550,000	-	-	-	-	-	-	\$550,000
Total Programmed		\$550,000	\$1,450,000	-	-	-	-	-	\$2,000,000

4393255 - PALM BEACH TPA UPWP FY 2025-2026

Type of Work Description	Managed by	Length	SIS	L RTP #
Transportation Planning	Palm Beach TPA	0	No	-

Description

Unified Planning Work Program (UPWP) funding for Planning Activities. See FY 2025-2026 for details.

Notes

-

PHASE	FUND SOURCE	PRIOR	FY2026	FY2027	FY2028	FY2029	FY2030	FUTURE	TOTAL
PLN	ACSU	\$1,200,000	-	-	-	-	-	-	\$1,200,000
PLN	PL	\$2,859,478	\$2,571,365	-	-	-	-	-	\$5,430,843
PLN	SU	\$1,874,413	\$2,006,000	-	-	-	-	-	\$3,880,413
Total PLN		\$5,933,891	\$4,577,365	-	-	-	-	-	\$10,511,256
Total Prior Costs		\$5,933,891	-	-	-	-	-	-	\$5,933,891
Total Programmed		\$5,933,891	\$4,577,365	-	-	-	-	-	\$10,511,256

4393256 - PALM BEACH TPA UPWP FY 2027-2028

Type of Work Description	Managed by	Length	SIS	L RTP #
Transportation Planning	Palm Beach TPA	0	No	-

Description

Unified Planning Work Program (UPWP) funding for Planning Activities.

Notes

-

PHASE	FUND SOURCE	PRIOR	FY2026	FY2027	FY2028	FY2029	FY2030	FUTURE	TOTAL
PLN	PL	-	-	\$2,571,365	\$2,571,365	-	-	-	\$5,142,730
PLN	SU	-	-	\$2,100,000	\$2,150,000	-	-	-	\$4,250,000
Total PLN		-	-	\$4,671,365	\$4,721,365	-	-	-	\$9,392,730
Total Programmed		-	-	\$4,671,365	\$4,721,365	-	-	-	\$9,392,730

4393257 - PALM BEACH TPA UPWP FY 2029-2030

Type of Work Description	Managed by	Length	SIS	L RTP #
Transportation Planning	Palm Beach TPA	0	No	-

Description

Unified Planning Work Program (UPWP) funding for Planning Activities.

Notes

-

PHASE	FUND SOURCE	PRIOR	FY2026	FY2027	FY2028	FY2029	FY2030	FUTURE	TOTAL
PLN	PL	-	-	-	-	\$2,571,365	\$2,571,365	-	\$5,142,730
PLN	SU	-	-	-	-	\$2,150,000	\$2,150,000	-	\$4,300,000
Total PLN		-	-	-	-	\$4,721,365	\$4,721,365	-	\$9,442,730
Total Programmed		-	-	-	-	\$4,721,365	\$4,721,365	-	\$9,442,730

4481071 - SIGNAL IMPROVEMENTS - VARIOUS LOCATIONS

Type of Work Description	Managed by	Length	SIS	L RTP #
Traffic Signals	FDOT	4.14	No	MP-20-2-4.C, TPA-SRM

Description

Upgrade signals from span wire to mast arms at the intersections of: Boynton Beach Blvd at US 1, Seacrest Blvd, Military Trl, Congress Ave, Hagen Ranch Rd; US-1 at SE 1st St, 7th Ave N, 10th Ave N, 13th Ave N; Lake Ave at SR-A1A; Congress Ave at Dolan Rd.; Atlantic Ave and Hamlet Dr.

Notes

-

PHASE	FUND SOURCE	PRIOR	FY2026	FY2027	FY2028	FY2029	FY2030	FUTURE	TOTAL
PE	SU	-	\$636,670	-	-	-	-	-	\$636,670
Total PE		-	\$636,670	-	-	-	-	-	\$636,670
Total Programmed		-	\$636,670	-	-	-	-	-	\$636,670

4479441 - SIGNAL UPGRADES AT VARIOUS LOCATIONS

Type of Work Description	Managed by	Length	SIS	L RTP #
Traffic Signals	FDOT	0.293	Yes	MP-20-2-4.A, TPA-SRM

Description

Upgrade the signals from span wire to mast arms, including enhanced pedestrian lighting, at the intersections of: Atlantic Ave/SR-806 at Military Trl/SR-809, Military Trl/SR-809 at Belvedere Rd; I-95 NB and SB ramps at Forest Hill Blvd/SR-822.

Notes

-

PHASE	FUND SOURCE	PRIOR	FY2026	FY2027	FY2028	FY2029	FY2030	FUTURE	TOTAL
PE	ACSU	-	\$27,739	-	-	-	-	-	\$27,739
PE	SU	-	\$537,950	-	-	-	-	-	\$537,950
Total PE		-	\$565,689	-	-	-	-	-	\$565,689
CST	DDR	-	-	-	-	-	\$2,104,916	-	\$2,104,916
CST	DIH	-	-	-	-	-	\$124,606	-	\$124,606
CST	SU	-	-	-	-	-	\$1,626,674	-	\$1,626,674
Total CST		-	-	-	-	-	\$3,856,196	-	\$3,856,196
Total Programmed		-	\$565,689	-	-	-	\$3,856,196	-	\$4,421,885

4495531 - SIGNAL UPGRADES AT VARIOUS LOCATIONS IN BOCA RATON

Type of Work Description	Managed by	Length	SIS	L RTP #
Traffic Signal Update	FDOT	0	No	TPA-SRM

Description

Replace span wire traffic signals with mast arms and steel strain pole span wires and upgrade supporting infrastructure. Includes SR-A1A at Spanish River Blvd and Camino Real (include w/ FM 4476611); US-1 at Jeffery St, NE 32nd St, NE 20th St, Fire Station #1, NE Mizner Blvd, SE Mizner Blvd, and Camino Real; Yamato Rd at NW 2nd Ave (include w/ FM447657.1); Glades Rd at NW 2nd Ave and Pinehurst Ln; I-95 NB Ramp at Peninsula Corp Dr; I-95 SB Ramp at Peninsula Corp Dr.

Notes

TPA Priority# 21-3. Right-of-way needed.

PHASE	FUND SOURCE	PRIOR	FY2026	FY2027	FY2028	FY2029	FY2030	FUTURE	TOTAL
PE	SU	-	-	\$495,305	-	-	-	-	\$495,305
Total PE		-	-	\$495,305	-	-	-	-	\$495,305
ENV	DDR	-	-	\$30,000	-	-	-	-	\$30,000
Total ENV		-	-	\$30,000	-	-	-	-	\$30,000
Total Programmed		-	-	\$525,305	-	-	-	-	\$525,305

4498751 - SIGNAL UPGRADES AT VARIOUS LOCATIONS IN BOCA RATON

Type of Work Description	Managed by	Length	SIS	L RTP #
Traffic Signal Update	FDOT	0	No	MP-21-3, TPA-SRM

Description

Replace span wire traffic signals with mast arms and steel strain pole span wires and upgrade supporting infrastructure. Includes SR-A1A at Spanish River Blvd and Camino Real (include w/ FM 4476611); US-1 at Jeffery St, NE 32nd St, NE 20th St, Fire Station #1, NE Mizner Blvd, SE Mizner Blvd, and Camino Real; Yamato Rd at NW 2nd Ave (include w/ FM447657.1); Glades Rd at NW 2nd Ave and Pinehurst Ln; I-95 NB Ramp at Peninsula Corp Dr; I-95 SB Ramp at Peninsula Corp Dr.

Notes

-

PHASE	FUND SOURCE	PRIOR	FY2026	FY2027	FY2028	FY2029	FY2030	FUTURE	TOTAL
PE	SU	-	-	\$325,117	-	-	-	-	\$325,117
Total PE		-	-	\$325,117	-	-	-	-	\$325,117
ENV	DDR	-	-	\$30,000	-	-	-	-	\$30,000
Total ENV		-	-	\$30,000	-	-	-	-	\$30,000
CST	DDR	-	-	-	-	-	\$3,300,074	-	\$3,300,074
CST	DIH	-	-	-	-	-	\$76,587	-	\$76,587
Total CST		-	-	-	-	-	\$3,376,661	-	\$3,376,661
Total Programmed		-	-	\$355,117	-	-	\$3,376,661	-	\$3,731,778

4515792 - SIGNAL UPGRADES AT VARIOUS LOCATIONS IN PALM BEACH COUNTY

Type of Work Description Traffic Signals	Managed by FDOT	Length 20.45	SIS No	L RTP # TPA-SRM
---	--------------------	-----------------	-----------	--------------------

Description
Traffic signal mast arm replacements.

Notes
-

PHASE	FUND SOURCE	PRIOR	FY2026	FY2027	FY2028	FY2029	FY2030	FUTURE	TOTAL
PE	DDR	\$838,241	-	-	-	-	-	-	\$838,241
PE	DIH	\$11,200	-	-	-	-	-	-	\$11,200
PE	DS	\$118,944	-	-	-	-	-	-	\$118,944
Total PE		\$968,385	-	-	-	-	-	-	\$968,385
RRU	DDR	\$65,000	-	-	-	-	-	-	\$65,000
Total RRU		\$65,000	-	-	-	-	-	-	\$65,000
CST	ACPR	-	\$3,163,066	-	-	-	-	-	\$3,163,066
CST	DDR	-	\$490,275	-	-	-	-	-	\$490,275
CST	DIH	-	\$90,576	-	-	-	-	-	\$90,576
Total CST		-	\$3,743,917	-	-	-	-	-	\$3,743,917
Total Prior Costs		\$1,033,385	-	-	-	-	-	-	\$1,033,385
Total Programmed		\$1,033,385	\$3,743,917	-	-	-	-	-	\$4,777,302

4480641 - SIGNAL UPGRADES - VARIOUS LOCATIONS IN BOCA RATON

Type of Work Description Traffic Signals	Managed by FDOT	Length 0.175	SIS Yes	L RTP # MP-20-3.A, TPA-SRM
---	--------------------	-----------------	------------	-------------------------------

Description

Upgrade the signals from span wire to mast arms, including lighting, at the intersections of: Glades Rd/SR-808 at Town Center Blvd; I-95 NB off ramp at W Palmetto Park Rd; I-95 SB off ramp at Palmetto Park Rd; US-1 at Royal Palm Way; US1 at Hidden Valley Blvd.

Notes

-

PHASE	FUND SOURCE	PRIOR	FY2026	FY2027	FY2028	FY2029	FY2030	FUTURE	TOTAL
PE	SU	-	\$719,035	-	-	-	-	-	\$719,035
Total PE		-	\$719,035	-	-	-	-	-	\$719,035
CST	DDR	-	-	-	-	-	\$6,511,700	-	\$6,511,700
CST	DIH	-	-	-	-	-	\$145,472	-	\$145,472
Total CST		-	-	-	-	-	\$6,657,172	-	\$6,657,172
Total Programmed		-	\$719,035	-	-	-	\$6,657,172	-	\$7,376,207

4480731 - SIGNAL UPGRADES - VARIOUS LOCATIONS IN NORTHERN PALM BEACH

Type of Work Description Traffic Signals	Managed by FDOT	Length 0.201	SIS No	L RTP # MP-20-2-4.B, TPA-SRM
---	--------------------	-----------------	-----------	---------------------------------

Description

Upgrade the signals from span wire to mast arms at the intersections of: US-1 at Silver Beach Rd; Military Trl at Investment Ln; Okeechobee Blvd at Quadrille Blvd EB & WB.; Lakeview Ave at Quadrille Blvd.

Notes

-

PHASE	FUND SOURCE	PRIOR	FY2026	FY2027	FY2028	FY2029	FY2030	FUTURE	TOTAL
PE	DDR	-	\$400,561	-	-	-	-	-	\$400,561
PE	DIH	-	\$21,245	\$21,245	-	-	-	-	\$42,490
Total PE		-	\$421,806	\$21,245	-	-	-	-	\$443,051
Total Programmed		-	\$421,806	\$21,245	-	-	-	-	\$443,051

2296643 - SR-7 FROM 60TH ST TO NORTHLAKE BLVD

Type of Work Description New Road Construction	Managed by FDOT	Length 4.103	SIS No	L RTP # FDOT0016, TPA014
---	--------------------	-----------------	-----------	-----------------------------

Description
Construct new 4-lane roadway.

Notes
This project will be advertised for letting with 2296644.

PHASE	FUND SOURCE	PRIOR	FY2026	FY2027	FY2028	FY2029	FY2030	FUTURE	TOTAL
PE	DDR	\$512,325	-	-	-	-	-	-	\$512,325
PE	DEMW	\$190,359	-	-	-	-	-	-	\$190,359
PE	DIH	\$56,810	-	-	-	-	-	-	\$56,810
Total PE		\$759,494	-	-	-	-	-	-	\$759,494
ROW	DDR	\$512,563	\$100,000	-	-	-	-	-	\$612,563
ROW	SU	\$220,408	-	-	-	-	-	-	\$220,408
Total ROW		\$732,971	\$100,000	-	-	-	-	-	\$832,971
CST	DDR	\$731,558	-	-	-	-	-	-	\$731,558
CST	DIH	\$50,940	-	-	-	-	-	-	\$50,940
CST	DS	\$800,662	-	-	-	-	-	-	\$800,662
CST	SA	\$1,506,361	-	-	-	-	-	-	\$1,506,361
Total CST		\$3,089,521	-	-	-	-	-	-	\$3,089,521
Total Prior Costs		\$4,581,986	-	-	-	-	-	-	\$4,581,986
Total Programmed		\$4,581,986	\$100,000	-	-	-	-	-	\$4,681,986

2296646 - SR-7 FROM 60TH ST TO NORTHLAKE BLVD

Type of Work Description New Road Construction	Managed by FDOT	Length 4.103	SIS No	L RTP # 2045-TPA014, TPA014
---	--------------------	-----------------	-----------	-----------------------------------

Description
Construct new 4-lane roadway.

Notes
-

PHASE	FUND SOURCE	PRIOR	FY2026	FY2027	FY2028	FY2029	FY2030	FUTURE	TOTAL
PE	DDR	\$7,628,078	\$3,000,000	-	-	-	-	-	\$10,628,078
PE	DIH	\$368,763	-	-	-	-	-	-	\$368,763
PE	DS	\$270,612	-	-	-	-	-	-	\$270,612
Total PE		\$8,267,453	\$3,000,000	-	-	-	-	-	\$11,267,453
ENV	DDR	\$107,534	-	-	-	-	\$1,368,904	-	\$1,476,438
ENV	DS	\$25,500	-	-	-	-	-	-	\$25,500
ENV	SU	-	-	-	-	\$472,549	\$1,000,000	-	\$1,472,549
Total ENV		\$133,034	-	-	-	\$472,549	\$2,368,904	-	\$2,974,487
RRU	DDR	-	-	-	\$24,420	-	-	-	\$24,420
Total RRU		-	-	-	\$24,420	-	-	-	\$24,420
CST	CM	-	-	-	-	\$2,431,113	-	-	\$2,431,113
CST	DDR	-	-	-	-	\$50,794,978	\$4,669,957	-	\$55,464,935
CST	DIH	\$2,975	-	-	-	\$67,920	\$70,140	-	\$141,035
CST	DS	-	-	-	-	\$25,334,107	-	-	\$25,334,107
CST	SA	-	-	-	-	\$1,403,680	-	-	\$1,403,680
CST	SU	-	-	-	-	\$971,674	-	-	\$971,674
Total CST		\$2,975	-	-	-	\$81,003,472	\$4,740,097	-	\$85,746,544
Total Prior Costs		\$8,403,462	-	-	-	-	-	-	\$8,403,462
Total Programmed		\$8,403,462	\$3,000,000	-	\$24,420	\$81,476,021	\$7,109,001	-	\$100,012,904

2296647 - SR-7 FROM OKEECHOBEE BLVD/SR-704 TO 60TH ST

Type of Work Description Add Lanes & Reconstruct	Managed by FDOT	Length 4.397	SIS No	L RTP # 2045-TPA013, TPA013
--	---------------------------	------------------------	------------------	---

Description
Widen from 2 lanes to 4 lanes.

Notes
G/W 2296646

PHASE	FUND SOURCE	PRIOR	FY2026	FY2027	FY2028	FY2029	FY2030	FUTURE	TOTAL
PE	DDR	\$477,337	\$750,000	-	-	-	-	-	\$1,227,337
Total PE		\$477,337	\$750,000	-	-	-	-	-	\$1,227,337
ENV	DDR	\$65	-	-	-	-	-	-	\$65
Total ENV		\$65	-	-	-	-	-	-	\$65
RRU	SA	-	-	\$3,000	-	-	-	-	\$3,000
Total RRU		-	-	\$3,000	-	-	-	-	\$3,000
CST	ACPR	-	-	-	\$10,064,737	-	-	-	\$10,064,737
CST	DDR	-	-	-	\$12,041,132	-	-	-	\$12,041,132
CST	DIH	-	-	-	\$162,149	-	-	-	\$162,149
CST	DS	-	-	-	\$4,118,715	-	-	-	\$4,118,715
CST	SU	-	-	-	\$21,145,129	-	-	-	\$21,145,129
Total CST		-	-	-	\$47,531,862	-	-	-	\$47,531,862
Total Prior Costs		\$477,402	-	-	-	-	-	-	\$477,402
Total Programmed		\$477,402	\$750,000	\$3,000	\$47,531,862	-	-	-	\$48,762,264

4417571 - SR-80 BYPASS/US 27 CONNECTOR FROM SR-80/US-27 TO SR-715/US-441

Type of Work Description Feasibility Study	Managed by FDOT	Length 0	SIS No	L RTP # FDOT0083
---	--------------------	-------------	-----------	---------------------

Description
Feasibility study for US-27 connector from US-27 to SR-715

Notes
-

PHASE	FUND SOURCE	PRIOR	FY2026	FY2027	FY2028	FY2029	FY2030	FUTURE	TOTAL
PLN	SU	\$249,729	-	-	-	-	-	-	\$249,729
Total PLN		\$249,729	-	-	-	-	-	-	\$249,729
PDE	DDR	-	-	-	-	-	\$1,500,000	-	\$1,500,000
Total PDE		-	-	-	-	-	\$1,500,000	-	\$1,500,000
Total Prior Costs		\$249,729	-	-	-	-	-	-	\$249,729
Total Programmed		\$249,729	-	-	-	-	\$1,500,000	-	\$1,749,729

4535581 - SR-80 FROM N MAIN ST/SR-15 TO E CANAL ST/CR-880

Type of Work Description Guardrail	Managed by FDOT	Length 18.181	SIS Yes	L RTP # TPA026
---------------------------------------	--------------------	------------------	------------	-------------------

Description
Install new and reset existing guardrails to protect light poles not meeting clear zone requirements.

Notes
Light poles to be installed by FPL under project 4417561

PHASE	FUND SOURCE	PRIOR	FY2026	FY2027	FY2028	FY2029	FY2030	FUTURE	TOTAL
PE	SA	\$495,709	-	-	-	-	-	-	\$495,709
Total PE		\$495,709	-	-	-	-	-	-	\$495,709
ENV	SA	\$110,000	-	-	-	-	-	-	\$110,000
Total ENV		\$110,000	-	-	-	-	-	-	\$110,000
RRU	SA	\$15,000	-	\$15,000	-	-	-	-	\$30,000
Total RRU		\$15,000	-	\$15,000	-	-	-	-	\$30,000
CST	SA	-	-	\$1,520,224	-	-	-	-	\$1,520,224
CST	SU	-	-	\$2,024,875	-	-	-	-	\$2,024,875
Total CST		-	-	\$3,545,099	-	-	-	-	\$3,545,099
Total Prior Costs		\$620,709	-	-	-	-	-	-	\$620,709
Total Programmed		\$620,709	-	\$3,560,099	-	-	-	-	\$4,180,808

4383866 - US-1/SR-5 FROM 25TH ST TO 45TH ST

Type of Work Description Traffic Ops Improvement	Managed by FDOT	Length 1.142	SIS Yes	L RTP # MP-17-1d, TPA-SRM
--	---------------------------	------------------------	-------------------	-------------------------------------

Description
Reconstruct roadway to include pedestrian and bicycle facilities and safety enhancements.

Notes
-

PHASE	FUND SOURCE	PRIOR	FY2026	FY2027	FY2028	FY2029	FY2030	FUTURE	TOTAL
PE	ACSA	\$138,000	-	-	-	-	-	-	\$138,000
PE	GFSU	\$103,233	-	-	-	-	-	-	\$103,233
PE	SA	\$15,000	-	-	-	-	-	-	\$15,000
PE	SU	\$566,512	-	-	-	-	-	-	\$566,512
Total PE		\$822,745	-	-	-	-	-	-	\$822,745
CST	DDR	-	-	-	-	-	\$13,519,472	-	\$13,519,472
CST	DIH	-	-	-	-	-	\$137,275	-	\$137,275
Total CST		-	-	-	-	-	\$13,656,747	-	\$13,656,747
Total Prior Costs		\$822,745	-	-	-	-	-	-	\$822,745
Total Programmed		\$822,745	-	-	-	-	\$13,656,747	-	\$14,479,492

4383865 - US-1/SR-5 FROM CAMINO REAL TO NE 8TH ST/MIZNER BLVD

Type of Work Description Bike Lane/Sidewalk	Managed by FDOT	Length 1.284	SIS No	L RTP # 2045-TPA022.B, TPA022.B
--	--------------------	-----------------	-----------	---------------------------------------

Description

Lane Repurposing from 6 lanes to 4 lanes between Camino Real and SE Mizner Blvd, separated/buffered bike lanes, on-street parking, new mid-block pedestrian crossings and enhanced pedestrian crossings.

Notes

-

PHASE	FUND SOURCE	PRIOR	FY2026	FY2027	FY2028	FY2029	FY2030	FUTURE	TOTAL
PE	ACSA	\$88,863	-	-	-	-	-	-	\$88,863
PE	ACSU	\$66,729	-	-	-	-	-	-	\$66,729
PE	DIH	\$1,111	-	-	-	-	-	-	\$1,111
PE	SU	\$781,219	-	-	-	-	-	-	\$781,219
Total PE		\$937,922	-	-	-	-	-	-	\$937,922
ENV	ACSU	\$6,120	-	-	-	-	-	-	\$6,120
Total ENV		\$6,120	-	-	-	-	-	-	\$6,120
CST	ACPR	-	\$1,282,846	-	-	-	-	-	\$1,282,846
CST	ACSU	-	\$3,730,095	-	-	-	-	-	\$3,730,095
CST	DS	-	\$927,430	-	-	-	-	-	\$927,430
CST	LF	-	\$612,360	-	-	-	-	-	\$612,360
CST	SA	-	\$442,900	-	-	-	-	-	\$442,900
CST	SU	-	\$1,165,709	-	-	-	-	-	\$1,165,709
Total CST		-	\$8,161,340	-	-	-	-	-	\$8,161,340
Total Prior Costs		\$944,042	-	-	-	-	-	-	\$944,042
Total Programmed		\$944,042	\$8,161,340	-	-	-	-	-	\$9,105,382

4383867 - US-1/SR-5 FROM NORTHLAKE BLVD/SR-850 TO PARKER BRIDGE

Type of Work Description	Managed by	Length	SIS	L RTP #
Bike Lane/Sidewalk	FDOT	2.292	No	MP-17-1f

Description

Lane Repurposing from 6L to 4L with shared-use paths, bicycle lanes, landscaping and furnishing zone.

Notes

-

PHASE	FUND SOURCE	PRIOR	FY2026	FY2027	FY2028	FY2029	FY2030	FUTURE	TOTAL
PE	DIH	-	-	-	-	\$20,000	-	-	\$20,000
PE	SU	-	-	-	-	\$900,000	-	-	\$900,000
Total PE		-	-	-	-	\$920,000	-	-	\$920,000
Total Programmed		-	-	-	-	\$920,000	-	-	\$920,000

4383864 - US-1/SR-5 FROM PALMETTO PARK RD TO NORTHLAKE BLVD/SR-850

Type of Work Description Public Transportation Shelter	Managed by FDOT	Length 17.692	SIS No	L RTP # 2045-TPA022.C, TPA021.B
---	--------------------	------------------	-----------	---------------------------------------

Description
Construct 14 enhanced transit shelters within existing ROW.

Notes
-

PHASE	FUND SOURCE	PRIOR	FY2026	FY2027	FY2028	FY2029	FY2030	FUTURE	TOTAL
PE	DIH	\$75,698	-	-	-	-	-	-	\$75,698
PE	DS	\$1,037,127	-	-	-	-	-	-	\$1,037,127
Total PE		\$1,112,825	-	-	-	-	-	-	\$1,112,825
RRU	DS	\$40,000	-	-	-	-	-	-	\$40,000
Total RRU		\$40,000	-	-	-	-	-	-	\$40,000
CST	LF	-	\$3,304	-	-	-	-	-	\$3,304
CST	SA	-	\$764,701	\$24,579	-	-	-	-	\$789,280
CST	SU	-	\$2,792,914	\$23,144	-	-	-	-	\$2,816,058
CST	TRIP	-	\$1,494,807	-	-	-	-	-	\$1,494,807
CST	TRWR	-	\$946,043	-	-	-	-	-	\$946,043
Total CST		-	\$6,001,769	\$47,723	-	-	-	-	\$6,049,492
Total Prior Costs		\$1,152,825	-	-	-	-	-	-	\$1,152,825
Total Programmed		\$1,152,825	\$6,001,769	\$47,723	-	-	-	-	\$7,202,317

4460901 - 25TH ST FROM N AUSTRALIAN AVE TO BROADWAY AVE

Type of Work Description Bike Lane/Sidewalk	Managed by West Palm Beach	Length 0.642	SIS No	L RTP # LI-19-4, TPA-LI
---	--------------------------------------	------------------------	------------------	-----------------------------------

Description

Lane repurposing from 4 lanes to 3, construct R/R gate enhancements, ADA upgrades, buffered bike lane/ designated bike lane, lighting improvements, sidewalks.

Notes

-

PHASE	FUND SOURCE	PRIOR	FY2026	FY2027	FY2028	FY2029	FY2030	FUTURE	TOTAL
PE	SU	\$5,000	-	-	-	-	-	-	\$5,000
Total PE		\$5,000	-	-	-	-	-	-	\$5,000
CST	ACSU	-	\$4,383,700	-	-	-	-	-	\$4,383,700
CST	LF	-	\$2,438,809	-	-	-	-	-	\$2,438,809
CST	SU	-	\$210,000	-	-	-	-	-	\$210,000
Total CST		-	\$7,032,509	-	-	-	-	-	\$7,032,509
Total Prior Costs		\$5,000	-	-	-	-	-	-	\$5,000
Total Programmed		\$5,000	\$7,032,509	-	-	-	-	-	\$7,037,509

4415701 - 36TH ST FROM N AUSTRALIAN AVE TO N FLAGLER DR

Type of Work Description Bike Lane/Sidewalk	Managed by FDOT	Length 1.07	SIS No	L RTP # LI-17-1-5, TPA-LI
--	--------------------	----------------	-----------	------------------------------

Description

Construct buffered bicycle lanes and pedestrian enhancements. Includes construction of bicycle and pedestrian bridge.

Notes

LFA w/ City of West Palm Beach

PHASE	FUND SOURCE	PRIOR	FY2026	FY2027	FY2028	FY2029	FY2030	FUTURE	TOTAL
PE	ACSU	\$10,059	-	-	-	-	-	-	\$10,059
PE	LF	\$600,000	-	-	-	-	-	-	\$600,000
PE	SU	\$1,347,885	-	-	-	-	-	-	\$1,347,885
Total PE		\$1,957,944	-	-	-	-	-	-	\$1,957,944
ENV	ACSA	\$250	-	-	-	-	-	-	\$250
ENV	SU	\$19,518	-	-	-	-	-	-	\$19,518
Total ENV		\$19,768	-	-	-	-	-	-	\$19,768
RRU	SU	\$40,000	-	-	-	-	-	-	\$40,000
Total RRU		\$40,000	-	-	-	-	-	-	\$40,000
CST	LF	-	\$4,299,152	-	-	-	-	-	\$4,299,152
CST	SU	-	\$11,937,612	-	-	-	-	-	\$11,937,612
Total CST		-	\$16,236,764	-	-	-	-	-	\$16,236,764
Total Prior Costs		\$2,017,712	-	-	-	-	-	-	\$2,017,712
Total Programmed		\$2,017,712	\$16,236,764	-	-	-	-	-	\$18,254,476

4535201 - 7TH ST FROM AUSTRALIAN AVE TO TAMARIND AVE

Type of Work Description	Managed by	Length	SIS	L RTP #
Miscellaneous Construction	West Palm Beach	-	No	-

Description

Complete street improvement, removal of street parking. Milling and surfacing, add buffered bike lanes, widen sidewalk, add ADA curb ramps

Notes

COMPLETE STREET IMPROVEMENT. 7TH STREET FROM AUSTRALIAN AVE TO TAMARIND AVE. LANE REPURPOSING PROJECT BY REMOVING ON STREET PARKING ON NORTH SIDE OF 7TH STREET BETWEEN AUSTRALIAN AVE. TO TAMARIND AVE. FOR BUFFERED BIKE LANE. THE SCOPE OF WORK INCLUDES: MILLING & SURFACING, NEW BUFFERED BIKE LANES ON SOUTH SIDE, WIDER SIDEWALK, ADA CURB RAMPS NEW

PHASE	FUND SOURCE	PRIOR	FY2026	FY2027	FY2028	FY2029	FY2030	FUTURE	TOTAL
PE	SU	-	-	-	-	\$5,000	-	-	\$5,000
Total PE		-	-	-	-	\$5,000	-	-	\$5,000
CST	LF	-	-	-	-	-	\$368,483	-	\$368,483
CST	SU	-	-	-	-	-	\$1,477,530	-	\$1,477,530
Total CST		-	-	-	-	-	\$1,846,013	-	\$1,846,013
Total Programmed		-	-	-	-	\$5,000	\$1,846,013	-	\$1,851,013

4507931 - BARWICK RD FROM LAKE IDA RD TO N SABAL LAKES RD

Type of Work Description	Managed by	Length	SIS	L RTP #
Bike Lane/Sidewalk	Delray Beach	0.498	No	LI-22-5, TPA-LI

Description

Construct 10' shared use path and new sidewalk.

Notes

-

PHASE	FUND SOURCE	PRIOR	FY2026	FY2027	FY2028	FY2029	FY2030	FUTURE	TOTAL
PE	SU	\$5,000	-	-	-	-	-	-	\$5,000
Total PE		\$5,000	-	-	-	-	-	-	\$5,000
CST	LF	-	-	\$428,454	-	-	-	-	\$428,454
CST	SU	-	-	\$1,662,263	-	-	-	-	\$1,662,263
Total CST		-	-	\$2,090,717	-	-	-	-	\$2,090,717
Total Prior Costs		\$5,000	-	-	-	-	-	-	\$5,000
Total Programmed		\$5,000	-	\$2,090,717	-	-	-	-	\$2,095,717

4535181 - CITYWIDE TRAFFIC & ITS IMPROVEMENTS PHASE I - VARIOUS LOCATIONS

Type of Work Description	Managed by	Length	SIS	L RTP #
ITS Surveillance System	Boca Raton	-	No	-

Description
Traffic Signal Updates and ITS Improvements Phase 1

Notes
JOG RD AT BOCA WEST, POTOMAC RD, EQUESTRIAN, NW 29TH WAY, 55TH ST, OMNI MIDDLE SCHOOL. MILITARY TRAIL AT BUTTS ROAD, LYNN UNIVERSITY. NW 2ND AVE AT NW 2ND ST, NW 20TH ST, NW 23RD ST, NW 28TH ST.

PHASE	FUND SOURCE	PRIOR	FY2026	FY2027	FY2028	FY2029	FY2030	FUTURE	TOTAL
PE	SU	-	-	-	-	\$5,000	-	-	\$5,000
Total PE		-	-	-	-	\$5,000	-	-	\$5,000
CST	LF	-	-	-	-	-	\$179,564	-	\$179,564
CST	SU	-	-	-	-	-	\$1,854,506	-	\$1,854,506
Total CST		-	-	-	-	-	\$2,034,070	-	\$2,034,070
Total Programmed		-	-	-	-	\$5,000	\$2,034,070	-	\$2,039,070

4460861 - CRESTHAVEN BLVD FROM JOG RD TO S MILITARY TRL/SR-809

Type of Work Description	Managed by	Length	SIS	L RTP #
Bike Lane/Sidewalk	Palm Beach County	2.057	No	LI-19-2, TPA-LI

Description
Construct 7' buffered bike lanes and three intersection modifications.

Notes
-

PHASE	FUND SOURCE	PRIOR	FY2026	FY2027	FY2028	FY2029	FY2030	FUTURE	TOTAL
PE	SU	\$1,804	-	-	-	-	-	-	\$1,804
Total PE		\$1,804	-	-	-	-	-	-	\$1,804
CST	ACSU	\$2,268,027	-	-	-	-	-	-	\$2,268,027
CST	LF	\$666,001	-	-	-	-	-	-	\$666,001
CST	SU	\$216,091	\$1,447,432	-	-	-	-	-	\$1,663,523
Total CST		\$3,150,119	\$1,447,432	-	-	-	-	-	\$4,597,551
Total Prior Costs		\$3,151,923	-	-	-	-	-	-	\$3,151,923
Total Programmed		\$3,151,923	\$1,447,432	-	-	-	-	-	\$4,599,355

4508001 - GARDENS PARKWAY FROM ALT A1A TO PROSPERITY FARMS RD

Type of Work Description Bike Lane/Sidewalk	Managed by Palm Beach Gardens	Length 1.571	SIS No	L RTP # TPA-LI
--	----------------------------------	-----------------	-----------	-------------------

Description

Construct 5' designated bike lane and 8' sidewalk.

Notes

-

PHASE	FUND SOURCE	PRIOR	FY2026	FY2027	FY2028	FY2029	FY2030	FUTURE	TOTAL
PE	SU	\$5,000	-	-	-	-	-	-	\$5,000
Total PE		\$5,000	-	-	-	-	-	-	\$5,000
CST	LF	-	-	\$1,092,685	-	-	-	-	\$1,092,685
CST	SU	-	-	\$3,527,621	-	-	-	-	\$3,527,621
Total CST		-	-	\$4,620,306	-	-	-	-	\$4,620,306
Total Prior Costs		\$5,000	-	-	-	-	-	-	\$5,000
Total Programmed		\$5,000	-	\$4,620,306	-	-	-	-	\$4,625,306

4482991 - GREENBRIER BLVD FROM AERO CLUB DR TO GREENVIEW SHORES BLVD

Type of Work Description Bike Lane/Sidewalk	Managed by Wellington	Length 1.858	SIS No	L RTP # LI-20-4, TPA-LI
--	--------------------------	-----------------	-----------	----------------------------

Description

Construct 10' shared use path on north side of roadway. Upgrade intersections and pedestrian crossings with enhanced visibility and signage.

Notes

-

PHASE	FUND SOURCE	PRIOR	FY2026	FY2027	FY2028	FY2029	FY2030	FUTURE	TOTAL
PE	SU	\$75	-	-	-	-	-	-	\$75
Total PE		\$75	-	-	-	-	-	-	\$75
CST	ACSU	\$2,281,494	-	-	-	-	-	-	\$2,281,494
CST	LF	\$1,275,073	\$96,170	-	-	-	-	-	\$1,371,243
CST	SU	\$117,363	\$453,123	-	-	-	-	-	\$570,486
Total CST		\$3,673,930	\$549,293	-	-	-	-	-	\$4,223,223
Total Prior Costs		\$3,674,005	-	-	-	-	-	-	\$3,674,005
Total Programmed		\$3,674,005	\$549,293	-	-	-	-	-	\$4,223,298

4507951 - INDIAN TRAIL IMPRV DISTRICT - TEMPLE BLVD, HALL BLVD, & 140TH AVE

Type of Work Description	Managed by	Length	SIS	L RTP #
Miscellaneous Construction	Indian Trail Improvement District	4.07	No	LI-22-7, TPA-LI

Description

Construct seminole speed tables on 140th Ave N at 85rd N and 86 Rd N; Temple Blvd from Semonile Pratt Whitney Rd to M1 Canal; Hall Blvd from 78 Pl N to 79 Ct; and Hall Blvd from 82 Ln N to 83 Ln N.

Notes

-

PHASE	FUND SOURCE	PRIOR	FY2026	FY2027	FY2028	FY2029	FY2030	FUTURE	TOTAL
PE	SU	\$5,000	-	-	-	-	-	-	\$5,000
Total PE		\$5,000	-	-	-	-	-	-	\$5,000
CST	LF	-	-	\$85,182	-	-	-	-	\$85,182
CST	SU	-	-	\$441,299	-	-	-	-	\$441,299
Total CST		-	-	\$526,481	-	-	-	-	\$526,481
Total Prior Costs		\$5,000	-	-	-	-	-	-	\$5,000
Total Programmed		\$5,000	-	\$526,481	-	-	-	-	\$531,481

4507981 - PALM BEACH COUNTY ELECTRIC BUSES AND CHARGING STATIONS

Type of Work Description	Managed by	Length	SIS	L RTP #
Purchase Vehicles/Equipment	Palm Tran	0	No	LI-22-4

Description

Purchase 4 electric buses and install electric charging at maintenance facility.

Notes

SU to FTA flex to Palm Tran

PHASE	FUND SOURCE	PRIOR	FY2026	FY2027	FY2028	FY2029	FY2030	FUTURE	TOTAL
CAP	SU	-	-	-	-	\$5,000,000	-	-	\$5,000,000
Total CAP		-	-	-	-	\$5,000,000	-	-	\$5,000,000
Total Programmed		-	-	-	-	\$5,000,000	-	-	\$5,000,000

4535261 - PALM BEACH COUNTY TRAFIC SIGNAL UPGRADES

Type of Work Description
Traffic Signals

Managed by
FDOT

Length
-

SIS
No

L RTP #
-

Description
Signal Upgrades

Notes
-

PHASE	FUND SOURCE	PRIOR	FY2026	FY2027	FY2028	FY2029	FY2030	FUTURE	TOTAL
PE	SU	-	-	-	-	\$5,000	-	-	\$5,000
Total PE		-	-	-	-	\$5,000	-	-	\$5,000
CST	LF	-	-	-	-	-	\$467,548	-	\$467,548
CST	SU	-	-	-	-	-	\$4,820,750	-	\$4,820,750
Total CST		-	-	-	-	-	\$5,288,298	-	\$5,288,298
Total Programmed		-	-	-	-	\$5,000	\$5,288,298	-	\$5,293,298

4507971 - PALM TRAN BUS STOP IMPROVEMENTS VARIOUS LOCATIONS

Type of Work Description
Public Transportation Shelter

Managed by
Palm Tran

Length
0

SIS
No

L RTP #
LI-22-6

Description
Bus stop improvements countywide.

Notes
SU to FTA flex to Palm Tran

PHASE	FUND SOURCE	PRIOR	FY2026	FY2027	FY2028	FY2029	FY2030	FUTURE	TOTAL
CAP	FTA	-	-	-	-	\$5,000,000	-	-	\$5,000,000
CAP	SU	-	-	-	-	\$5,000,000	-	-	\$5,000,000
Total CAP		-	-	-	-	\$10,000,000	-	-	\$10,000,000
Total Programmed		-	-	-	-	\$10,000,000	-	-	\$10,000,000

4498471 - PROSPERITY FARMS RD FROM 800 FT N OF NORTHLAKE BLVD TO DONALD ROSS RD

Type of Work Description Bike Lane/Sidewalk	Managed by Palm Beach County	Length 2.759	SIS No	L RTP # LI-21-2, TPA-LI
--	---------------------------------	-----------------	-----------	----------------------------

Description
Construct 4' designated bike lanes.

Notes
-

PHASE	FUND SOURCE	PRIOR	FY2026	FY2027	FY2028	FY2029	FY2030	FUTURE	TOTAL
PE	SU	\$5,000	-	-	-	-	-	-	\$5,000
Total PE		\$5,000	-	-	-	-	-	-	\$5,000
CST	LF	-	\$960,179	-	-	-	-	-	\$960,179
CST	SA	-	\$96,058	-	-	-	-	-	\$96,058
CST	SU	-	\$1,391,019	\$3,527,980	-	-	-	-	\$4,918,999
Total CST		-	\$2,447,256	\$3,527,980	-	-	-	-	\$5,975,236
Total Prior Costs		\$5,000	-	-	-	-	-	-	\$5,000
Total Programmed		\$5,000	\$2,447,256	\$3,527,980	-	-	-	-	\$5,980,236

4481031 - SFRTA ROLLING STOCK

Type of Work Description Purchase Vehicles/Equipment	Managed by SFRTA	Length 0	SIS Yes	L RTP # LI-20-2, TPA-LI
---	---------------------	-------------	------------	----------------------------

Description
Purchase one (1) passenger rail car.

Notes
SU to FTA flex to SFRTA. 2022 TRIP SEFTC #15.

PHASE	FUND SOURCE	PRIOR	FY2026	FY2027	FY2028	FY2029	FY2030	FUTURE	TOTAL
CAP	FTA	\$2,500,000	-	-	-	-	-	-	\$2,500,000
CAP	SU	\$2,500,000	\$2,500,000	\$2,500,000	-	-	-	-	\$7,500,000
CAP	TRIP	\$65,265	\$3,186,575	\$2,100,000	-	-	-	-	\$5,351,840
CAP	TRWR	\$1,748,160	\$400,000	-	-	-	-	-	\$2,148,160
Total CAP		\$6,813,425	\$6,086,575	\$4,600,000	-	-	-	-	\$17,500,000
Total Prior Costs		\$6,813,425	-	-	-	-	-	-	\$6,813,425
Total Programmed		\$6,813,425	\$6,086,575	\$4,600,000	-	-	-	-	\$17,500,000

4483541 - SOUTH EAST COAST ST AND SOUTH H ST

Type of Work Description	Managed by	Length	SIS	L RTP #
Bike Lane/Sidewalk	Lake Worth Beach	1.44	No	LI-20-3, TPA-LI

Description

Convert from two-way street into one-way pairs. Includes sidewalks, 4' designated bike lanes, pedestrian lighting, on-street parking, and milling and resurfacing.

Notes

-

PHASE	FUND SOURCE	PRIOR	FY2026	FY2027	FY2028	FY2029	FY2030	FUTURE	TOTAL
PE	SU	\$5,000	-	-	-	-	-	-	\$5,000
Total PE		\$5,000	-	-	-	-	-	-	\$5,000
CST	LF	-	-	\$3,232,504	-	-	-	-	\$3,232,504
CST	SU	-	-	\$4,651,395	-	-	-	-	\$4,651,395
Total CST		-	-	\$7,883,899	-	-	-	-	\$7,883,899
Total Prior Costs		\$5,000	-	-	-	-	-	-	\$5,000
Total Programmed		\$5,000	-	\$7,883,899	-	-	-	-	\$7,888,899

4483051 - VILLAGE OF ROYAL PALM BEACH VARIOUS LOCATIONS

Type of Work Description	Managed by	Length	SIS	L RTP #
Sidewalk	Royal Palm Beach	9.278	No	LI-20-6, TPA-LI

Description

Construct ADA improvements - sidewalks and curb ramps.

Notes

-

PHASE	FUND SOURCE	PRIOR	FY2026	FY2027	FY2028	FY2029	FY2030	FUTURE	TOTAL
PE	SU	\$5,000	-	-	-	-	-	-	\$5,000
Total PE		\$5,000	-	-	-	-	-	-	\$5,000
CST	LF	-	\$113,932	-	-	-	-	-	\$113,932
CST	SU	-	\$551,853	-	-	-	-	-	\$551,853
Total CST		-	\$665,785	-	-	-	-	-	\$665,785
Total Prior Costs		\$5,000	-	-	-	-	-	-	\$5,000
Total Programmed		\$5,000	\$665,785	-	-	-	-	-	\$670,785

4535191 - WELLINGTON TRCE FROM GREENVIEW SHORES BLVD TO WELLINGTON TRCE

Type of Work Description	Managed by	Length	SIS	L RTP #
Miscellaneous Construction	Wellington	-	No	-

Description

Widen sidewalks and construct roundabout at Primrose Lane

Notes

Wellington Trace from east of Draft Horse Ln to Greenview Shores Blvd. LAP with Village of Wellington

PHASE	FUND SOURCE	PRIOR	FY2026	FY2027	FY2028	FY2029	FY2030	FUTURE	TOTAL
PE	SU	-	-	\$5,000	-	-	-	-	\$5,000
Total PE		-	-	\$5,000	-	-	-	-	\$5,000
CST	LF	-	-	-	-	-	\$969,740	-	\$969,740
CST	SU	-	-	-	-	-	\$1,789,711	-	\$1,789,711
Total CST		-	-	-	-	-	\$2,759,451	-	\$2,759,451
Total Programmed		-	-	\$5,000	-	-	\$2,759,451	-	\$2,764,451

4508621 - 49TH ST FROM GREENWOOD AVE TO N FLAGLER DR

Type of Work Description Sidewalk	Managed by West Palm Beach	Length 0.496	SIS No	LRTP # TA-22-3, TPA-TA
---	--------------------------------------	------------------------	------------------	----------------------------------

Description

Construct ADA curb ramps and sidewalks; traffic calming speed humps and sharrows.

Notes

-

PHASE	FUND SOURCE	PRIOR	FY2026	FY2027	FY2028	FY2029	FY2030	FUTURE	TOTAL
PE	TALT	\$5,000	-	-	-	-	-	-	\$5,000
Total PE		\$5,000	-	-	-	-	-	-	\$5,000
CST	LF	-	\$216,276	-	-	-	-	-	\$216,276
CST	TALT	-	\$274,056	-	-	-	-	-	\$274,056
CST	TALU	-	\$74,646	-	-	-	-	-	\$74,646
Total CST		-	\$564,978	-	-	-	-	-	\$564,978
Total Prior Costs		\$5,000	-	-	-	-	-	-	\$5,000
Total Programmed		\$5,000	\$564,978	-	-	-	-	-	\$569,978

4530021 - CAMINO REAL FROM SPANISH RIVER RD TO S OCEAN BLVD

Type of Work Description Bike Path/Trail	Managed by Palm Beach County	Length 0	SIS No	LRTP # TPA-TA
--	--	--------------------	------------------	-------------------------

Description

Construct 7' buffered bike lanes on both sides of the road and 5 ft sidewalk on the south side

Notes

-

PHASE	FUND SOURCE	PRIOR	FY2026	FY2027	FY2028	FY2029	FY2030	FUTURE	TOTAL
PE	TALT	\$5,000	-	-	-	-	-	-	\$5,000
Total PE		\$5,000	-	-	-	-	-	-	\$5,000
CST	LF	-	-	\$220,636	-	-	-	-	\$220,636
CST	TALU	-	-	\$1,141,278	-	-	-	-	\$1,141,278
Total CST		-	-	\$1,361,914	-	-	-	-	\$1,361,914
Total Prior Costs		\$5,000	-	-	-	-	-	-	\$5,000
Total Programmed		\$5,000	-	\$1,361,914	-	-	-	-	\$1,366,914

4549511 - E CAMINO REAL RD FROM DIXIE HWY TO FEDERAL HWY

Type of Work Description Bike Path/Trail	Managed by Boca Raton	Length -	SIS No	L RTP # -
--	---------------------------------	--------------------	------------------	---------------------

Description
Construct raised bicycle lanes.

Notes
LAP W/CITY OF BOCA RATON

PHASE	FUND SOURCE	PRIOR	FY2026	FY2027	FY2028	FY2029	FY2030	FUTURE	TOTAL
PE	TALT	-	\$5,000	-	-	-	-	-	\$5,000
Total PE		-	\$5,000	-	-	-	-	-	\$5,000
CST	LF	-	-	-	\$167,663	-	-	-	\$167,663
CST	TALT	-	-	-	\$274,684	-	-	-	\$274,684
CST	TALU	-	-	-	\$598,810	-	-	-	\$598,810
Total CST		-	-	-	\$1,041,157	-	-	-	\$1,041,157
Total Programmed		-	\$5,000	-	\$1,041,157	-	-	-	\$1,046,157

4508291 - FAIRCHILD AVE FROM FAIRCHILD GARDENS AVE TO CAMPUS DR

Type of Work Description Bike Path/Trail	Managed by Palm Beach Gardens	Length 0.374	SIS No	L RTP # TA-22-2, TPA-TA
--	---	------------------------	------------------	-----------------------------------

Description
Construct buffered bicycle lanes and 8' pathway on south side of roadway.

Notes
-

PHASE	FUND SOURCE	PRIOR	FY2026	FY2027	FY2028	FY2029	FY2030	FUTURE	TOTAL
PE	TALT	\$5,000	-	-	-	-	-	-	\$5,000
Total PE		\$5,000	-	-	-	-	-	-	\$5,000
CST	LF	-	\$365,104	-	-	-	-	-	\$365,104
CST	TALT	-	\$490,203	-	-	-	-	-	\$490,203
CST	TALU	-	\$553,080	-	-	-	-	-	\$553,080
Total CST		-	\$1,408,387	-	-	-	-	-	\$1,408,387
Total Prior Costs		\$5,000	-	-	-	-	-	-	\$5,000
Total Programmed		\$5,000	\$1,408,387	-	-	-	-	-	\$1,413,387

4490021 - GRAPEVIEW BLVD AND KEYLIME BLVD

Type of Work Description	Managed by	Length	SIS	LRTP #
Sidewalk	Indian Trail Improvement District	3.468	No	TA-21-3, TPA-TA

Description

Construct 10' shared use path and 8' pathway.

Notes

-

PHASE	FUND SOURCE	PRIOR	FY2026	FY2027	FY2028	FY2029	FY2030	FUTURE	TOTAL
PE	TALT	\$5,000	-	-	-	-	-	-	\$5,000
Total PE		\$5,000	-	-	-	-	-	-	\$5,000
CST	LF	-	\$663,220	-	-	-	-	-	\$663,220
CST	TALT	-	\$423,864	-	-	-	-	-	\$423,864
CST	TALU	-	\$571,120	-	-	-	-	-	\$571,120
Total CST		-	\$1,658,204	-	-	-	-	-	\$1,658,204
Total Prior Costs		\$5,000	-	-	-	-	-	-	\$5,000
Total Programmed		\$5,000	\$1,658,204	-	-	-	-	-	\$1,663,204

4530001 - INDIAN TRAIL IMPRV DISTRICT - 140TH AVE AND 61ST ST

Type of Work Description	Managed by	Length	SIS	LRTP #
Sidewalk	Indian Trail Improvement District	0	No	TPA-TA

Description

Construct 8' unpaved paths along 140th Ave North from Orange Blvd to 61st St North; and 61st St North from 140th Ave North to the M-1 Canal.

Notes

-

PHASE	FUND SOURCE	PRIOR	FY2026	FY2027	FY2028	FY2029	FY2030	FUTURE	TOTAL
PE	TALT	-	\$5,000	-	-	-	-	-	\$5,000
Total PE		-	\$5,000	-	-	-	-	-	\$5,000
CST	LF	-	-	\$56,848	-	-	-	-	\$56,848
CST	TALT	-	-	\$942,568	-	-	-	-	\$942,568
Total CST		-	-	\$999,416	-	-	-	-	\$999,416
Total Programmed		-	\$5,000	\$999,416	-	-	-	-	\$1,004,416

4507871 - INDIAN TRAIL IMPRV DISTRICT - HAMLIN BLVD, GRAPEVIEW BLVD, CITRUS GROVE BLVD

Type of Work Description Sidewalk	Managed by Indian Trail Improvement District	Length 2.581	SIS No	L RTP # TA-22-1, TPA-TA
--------------------------------------	---	-----------------	-----------	----------------------------

Description

Construct 10' shared use paths and expand existing sidewalk to 8' on Hamlin Blvd from Hall Blvd to Grapeview Blvd; Grapeview Blvd from Hamlin Blvd to Citrus Grove Blvd; Citrus Grove Blvd from Hall Blvd to Avocado Blvd.

Notes

-

PHASE	FUND SOURCE	PRIOR	FY2026	FY2027	FY2028	FY2029	FY2030	FUTURE	TOTAL
PE	TALT	\$5,000	-	-	-	-	-	-	\$5,000
Total PE		\$5,000	-	-	-	-	-	-	\$5,000
CST	LF	-	\$313,863	-	-	-	-	-	\$313,863
CST	TALT	-	\$929,810	-	-	-	-	-	\$929,810
CST	TALU	-	\$56,798	-	-	-	-	-	\$56,798
Total CST		-	\$1,300,471	-	-	-	-	-	\$1,300,471
Total Prior Costs		\$5,000	-	-	-	-	-	-	\$5,000
Total Programmed		\$5,000	\$1,300,471	-	-	-	-	-	\$1,305,471

4530011 - LILAC ST FROM N MILITARY TRL TO PLANT DR

Type of Work Description Sidewalk	Managed by Palm Beach Gardens	Length 0.443	SIS No	L RTP # TPA-TA
--------------------------------------	----------------------------------	-----------------	-----------	-------------------

Description

Widen existing sidewalk to 10' shared use path and construct new 10' shared use path with a midblock crossing.

Notes

-

PHASE	FUND SOURCE	PRIOR	FY2026	FY2027	FY2028	FY2029	FY2030	FUTURE	TOTAL
PE	TALT	\$5,000	-	-	-	-	-	-	\$5,000
Total PE		\$5,000	-	-	-	-	-	-	\$5,000
CST	LF	-	-	\$97,731	-	-	-	-	\$97,731
CST	TALT	-	-	\$655,619	-	-	-	-	\$655,619
CST	TALU	-	-	\$390,649	-	-	-	-	\$390,649
Total CST		-	-	\$1,143,999	-	-	-	-	\$1,143,999
Total Prior Costs		\$5,000	-	-	-	-	-	-	\$5,000
Total Programmed		\$5,000	-	\$1,143,999	-	-	-	-	\$1,148,999

4548771 - NW 2ND AVE FROM CLINT MOORE RD/JEFFREY ST TO HIDDEN VALLEY BLVD

Type of Work Description Bike Path/Trail	Managed by Boca Raton	Length -	SIS No	L RTP # -
--	---------------------------------	--------------------	------------------	---------------------

Description
Construction of two-way bicycle path, signalization improvements.

Notes
LAP W/ CITY OF BOCA RATON

PHASE	FUND SOURCE	PRIOR	FY2026	FY2027	FY2028	FY2029	FY2030	FUTURE	TOTAL
PE	TALT	-	\$5,000	-	-	-	-	-	\$5,000
Total PE		-	\$5,000	-	-	-	-	-	\$5,000
CST	LF	-	-	-	\$336,082	-	-	-	\$336,082
CST	TALT	-	-	-	\$58,055	-	-	-	\$58,055
CST	TALU	-	-	-	\$1,432,397	-	-	-	\$1,432,397
Total CST		-	-	-	\$1,826,534	-	-	-	\$1,826,534
Total Programmed		-	\$5,000	-	\$1,826,534	-	-	-	\$1,831,534

4529981 - NW 6TH WAY FROM S OF NW 38TH DR TO SPANISH RIVER BLVD

Type of Work Description Sidewalk	Managed by Boca Raton	Length 0	SIS No	L RTP # TPA-TA
---	---------------------------------	--------------------	------------------	--------------------------

Description
Construct 10' shared use path and include bicycle and pedestrian intersection upgrades.

Notes
-

PHASE	FUND SOURCE	PRIOR	FY2026	FY2027	FY2028	FY2029	FY2030	FUTURE	TOTAL
PE	TALT	\$5,000	-	-	-	-	-	-	\$5,000
Total PE		\$5,000	-	-	-	-	-	-	\$5,000
CST	LF	-	-	\$85,329	-	-	-	-	\$85,329
CST	TALU	-	-	\$883,892	-	-	-	-	\$883,892
Total CST		-	-	\$969,221	-	-	-	-	\$969,221
Total Prior Costs		\$5,000	-	-	-	-	-	-	\$5,000
Total Programmed		\$5,000	-	\$969,221	-	-	-	-	\$974,221

4548781 - PALM ST FROM LAKE AVE TO DIXIE HWY/US-1

Type of Work Description Sidewalk	Managed by West Palm Beach	Length -	SIS No	L RTP # -
---	--------------------------------------	--------------------	------------------	---------------------

Description
Complete streets improvements, crosswalk reconstruction signing and pavement marking upgrades

Notes
-

PHASE	FUND SOURCE	PRIOR	FY2026	FY2027	FY2028	FY2029	FY2030	FUTURE	TOTAL
PE	TALT	-	\$5,000	-	-	-	-	-	\$5,000
Total PE		-	\$5,000	-	-	-	-	-	\$5,000
CST	LF	-	-	-	\$409,422	-	-	-	\$409,422
CST	TALT	-	-	-	\$62,211	-	-	-	\$62,211
CST	TALU	-	-	-	\$1,497,610	-	-	-	\$1,497,610
Total CST		-	-	-	\$1,969,243	-	-	-	\$1,969,243
Total Programmed		-	\$5,000	-	\$1,969,243	-	-	-	\$1,974,243

4529991 - SPRUCE AVE FROM 36TH ST TO 40TH ST

Type of Work Description Sidewalk	Managed by West Palm Beach	Length 0.233	SIS No	L RTP # TPA-TA
---	--------------------------------------	------------------------	------------------	--------------------------

Description
Construct designated bike lanes, ADA curb ramps and sidewalks, new crosswalks, traffic calming, and pedestrian scale lighting.

Notes
-

PHASE	FUND SOURCE	PRIOR	FY2026	FY2027	FY2028	FY2029	FY2030	FUTURE	TOTAL
PE	TALT	\$5,000	-	-	-	-	-	-	\$5,000
Total PE		\$5,000	-	-	-	-	-	-	\$5,000
CST	LF	-	-	\$483,271	-	-	-	-	\$483,271
CST	TALU	-	-	\$1,094,567	-	-	-	-	\$1,094,567
Total CST		-	-	\$1,577,838	-	-	-	-	\$1,577,838
Total Prior Costs		\$5,000	-	-	-	-	-	-	\$5,000
Total Programmed		\$5,000	-	\$1,577,838	-	-	-	-	\$1,582,838

4507842 - SW 18TH AT SFRC RAILROAD

Type of Work Description	Managed by	Length	SIS	LRTP #
Railroad Crossing	SFRTA	0.02	No	TPA-TA

Description

Construct new crossing signal equipment and pedestrian crossing gates.

Notes

Flex to SFRTA. To be completed prior to start of Boca Raton project 4507841.

PHASE	FUND SOURCE	PRIOR	FY2026	FY2027	FY2028	FY2029	FY2030	FUTURE	TOTAL
CAP	TALU	-	\$1,155,000	-	-	-	-	-	\$1,155,000
Total CAP		-	\$1,155,000	-	-	-	-	-	\$1,155,000
Total Programmed		-	\$1,155,000	-	-	-	-	-	\$1,155,000

4507841 - SW 18TH ST FROM MILITARY TRAIL TO ADDISON AVE

Type of Work Description	Managed by	Length	SIS	LRTP #
Railroad Crossing	Boca Raton	0.536	No	TPA-TA

Description

Construct 10' shared use paths across railroad. Project to occur with Boca Raton project to construct shared use paths and cross for remaining portion outside of railroad.

Notes

-

PHASE	FUND SOURCE	PRIOR	FY2026	FY2027	FY2028	FY2029	FY2030	FUTURE	TOTAL
PE	TALU	\$5,000	-	-	-	-	-	-	\$5,000
Total PE		\$5,000	-	-	-	-	-	-	\$5,000
CST	TALU	-	\$410,326	-	-	-	-	-	\$410,326
Total CST		-	\$410,326	-	-	-	-	-	\$410,326
Total Prior Costs		\$5,000	-	-	-	-	-	-	\$5,000
Total Programmed		\$5,000	\$410,326	-	-	-	-	-	\$415,326

4508241 - VILLAGE OF ROYAL PALM BEACH - VARIOUS LOCATIONS

Type of Work Description Bike Path/Trail	Managed by Royal Palm Beach	Length 0	SIS No	L RTP # TA-22-4, TPA-TA
--	---------------------------------------	--------------------	------------------	-----------------------------------

Description
Install pedestrian and bicycle network wayfinding signage.

Notes
-

PHASE	FUND SOURCE	PRIOR	FY2026	FY2027	FY2028	FY2029	FY2030	FUTURE	TOTAL
PE	TALU	\$5,000	-	-	-	-	-	-	\$5,000
Total PE		\$5,000	-	-	-	-	-	-	\$5,000
CST	LF	-	\$140,569	-	-	-	-	-	\$140,569
CST	TALT	-	\$25,302	-	-	-	-	-	\$25,302
CST	TALU	-	\$707,847	-	-	-	-	-	\$707,847
Total CST		-	\$873,718	-	-	-	-	-	\$873,718
Total Prior Costs		\$5,000	-	-	-	-	-	-	\$5,000
Total Programmed		\$5,000	\$873,718	-	-	-	-	-	\$878,718

4515981 - ADVANCED WRONG WAY DETECTION SYSTEM PALM BEACH COUNTY

Type of Work Description Its Communication System	Managed by FDOT	Length 1.365	SIS Yes	L RTP # -
--	--------------------	-----------------	------------	--------------

Description
Install advanced wrong way detection.

Notes
-

PHASE	FUND SOURCE	PRIOR	FY2026	FY2027	FY2028	FY2029	FY2030	FUTURE	TOTAL
PE	ACSS	\$166,646	-	-	-	-	-	-	\$166,646
PE	DDR	\$26,247	-	-	-	-	-	-	\$26,247
PE	DIH	\$5,000	-	-	-	-	-	-	\$5,000
Total PE		\$197,893	-	-	-	-	-	-	\$197,893
CST	ACSS	-	-	\$2,047,714	-	-	-	-	\$2,047,714
Total CST		-	-	\$2,047,714	-	-	-	-	\$2,047,714
Total Prior Costs		\$197,893	-	-	-	-	-	-	\$197,893
Total Programmed		\$197,893	-	\$2,047,714	-	-	-	-	\$2,245,607

4484391 - BEELINE HWY/SR-710 FROM WEST OF PARK COMMERCE BLVD TO EAST OF AVIATION BLVD

Type of Work Description Resurfacing	Managed by FDOT	Length 4.9	SIS Yes	L RTP # -
---	--------------------	---------------	------------	--------------

Description
Resurfacing.

Notes
CONCRETE LANE MILES 19.6

PHASE	FUND SOURCE	PRIOR	FY2026	FY2027	FY2028	FY2029	FY2030	FUTURE	TOTAL
PE	DIH	\$20,755	-	-	-	-	-	-	\$20,755
PE	DS	\$2,627,073	-	-	-	-	-	-	\$2,627,073
Total PE		\$2,647,828	-	-	-	-	-	-	\$2,647,828
ENV	DDR	\$24,960	-	-	-	-	-	-	\$24,960
Total ENV		\$24,960	-	-	-	-	-	-	\$24,960
RRU	DS	\$10,000	-	-	-	-	-	-	\$10,000
Total RRU		\$10,000	-	-	-	-	-	-	\$10,000
CST	ACNP	-	-	-	\$52,989,534	-	-	-	\$52,989,534
CST	ACNR	-	-	-	\$2,408,373	-	-	-	\$2,408,373
CST	DDR	-	-	-	\$7,272,540	-	-	-	\$7,272,540
CST	SA	-	-	-	\$244,016	-	-	-	\$244,016
Total CST		-	-	-	\$62,914,463	-	-	-	\$62,914,463
Total Prior Costs		\$2,682,788	-	-	-	-	-	-	\$2,682,788
Total Programmed		\$2,682,788	-	-	\$62,914,463	-	-	-	\$65,597,251

4531481 - BLUE HERON BLVD/SR-708 FROM WEST OF I-95 TO WEST OF GARDEN RD

Type of Work Description	Managed by	Length	SIS	L RTP #
Lighting	FDOT	0.584	Yes	-

Description

Enhance lighting at the intersection of Blue Heron Blvd/SR-708 and I-95, including ramps. Install lighting along Blue Heron Blvd/SR-708 from east of I-95 to west of Garden Rd.

Notes

NPV=\$1,445,064; B/C=3.0; SHSP EMPHASIS AREA(S) INTERSECTION AND VULNERABLE ROAD USER CRASHES. ENHANCE LIGHTING AT THE INTERSECTION OF SR-708 AND I-95, INCLUDING RAMPS. INSTALL LIGHTING ALONG SR-708 BETWEEN EAST OF I-95 AND WEST OF GARDEN ROAD.

PHASE	FUND SOURCE	PRIOR	FY2026	FY2027	FY2028	FY2029	FY2030	FUTURE	TOTAL
PE	ACSS	\$384,168	-	-	-	-	-	-	\$384,168
PE	SA	\$30,733	-	-	-	-	-	-	\$30,733
Total PE		\$414,901	-	-	-	-	-	-	\$414,901
CST	ACSS	-	-	-	\$2,179,674	-	-	-	\$2,179,674
CST	SA	-	-	-	\$84,210	-	-	-	\$84,210
Total CST		-	-	-	\$2,263,884	-	-	-	\$2,263,884
Total Prior Costs		\$414,901	-	-	-	-	-	-	\$414,901
Total Programmed		\$414,901	-	-	\$2,263,884	-	-	-	\$2,678,785

4475731 - BOYNTON BEACH BLVD/SR-804 FROM EAST OF I-95 TO US-1/SR-5

Type of Work Description Landscaping	Managed by FDOT	Length 0.709	SIS No	L RTP # -
---	--------------------	-----------------	-----------	--------------

Description
Standalone landscaping.

Notes
-

PHASE	FUND SOURCE	PRIOR	FY2026	FY2027	FY2028	FY2029	FY2030	FUTURE	TOTAL
PE	DDR	\$108,023	-	-	-	-	-	-	\$108,023
PE	DIH	\$19,624	\$19,624	-	-	-	-	-	\$39,248
Total PE		\$127,647	\$19,624	-	-	-	-	-	\$147,271
CST	DDR	-	-	\$535,943	-	-	-	-	\$535,943
CST	DIH	-	-	\$30,312	-	-	-	-	\$30,312
Total CST		-	-	\$566,255	-	-	-	-	\$566,255
Total Prior Costs		\$127,647	-	-	-	-	-	-	\$127,647
Total Programmed		\$127,647	\$19,624	\$566,255	-	-	-	-	\$713,526

4493471 - CONGRESS AVE/SR-807 AT 10TH AVE N

Type of Work Description Traffic Signal Update	Managed by FDOT	Length 0.28	SIS No	L RTP # -
---	--------------------	----------------	-----------	--------------

Description

Lighting improvements with emphasis area(s) on intersection crash locations. Install additional light poles, upgrade existing HPS to LED, replace span wire signal support system with internally illuminated mast arm system.

Notes

SAFE STRIDES 2 ZERO- PALM BEACH COUNTY (R/W IS NEEDED) NPV=11,821,754; B/C=8.4; SHSP EMPHASIS AREA- INTERSECTION CRASHES. SR807 @ 10TH AVE N: IMPROVE LIGHTNING BY INSTALLING ADDITIONAL LIGHT POLES & UPGRADING THE EXISTING HPS TO LED; REPLACE THE EXISTING SPAN WIRE SIGNAL SUPPORT SYSTEM WITH A MAST ARM SYTEM WITH INTERNALLY ILLUMINATED ST (SEE WP45)

PHASE	FUND SOURCE	PRIOR	FY2026	FY2027	FY2028	FY2029	FY2030	FUTURE	TOTAL
PE	HSP	\$285,914	-	-	-	-	-	-	\$285,914
PE	SA	\$24,049	-	-	-	-	-	-	\$24,049
Total PE		\$309,963	-	-	-	-	-	-	\$309,963
ROW	ACSS	\$339,201	\$243,862	\$21,000	-	-	-	-	\$604,063
Total ROW		\$339,201	\$243,862	\$21,000	-	-	-	-	\$604,063
CST	ACSS	-	-	-	\$2,477,187	-	-	-	\$2,477,187
CST	SA	-	-	-	\$58,566	-	-	-	\$58,566
Total CST		-	-	-	\$2,535,753	-	-	-	\$2,535,753
Total Prior Costs		\$649,164	-	-	-	-	-	-	\$649,164
Total Programmed		\$649,164	\$243,862	\$21,000	\$2,535,753	-	-	-	\$3,449,779

4531431 - COUNTYWIDE FLASHING 'YELLOW' ARROW LEFT & RIGHT TURN IMPLEMENTATION

Type of Work Description Traffic Signal Update	Managed by FDOT	Length 0	SIS No	L RTP # -
---	--------------------	-------------	-----------	--------------

Description

NPV=\$2,058,371 B/C=3.0; SHSP EMPHASIS AREA(S) INTERSECTION CRASHES AND VULNERABLE ROAD USERS. ADD FYA FOR PERMISSIVE LEFT TURN MOVEMENTS AND FYA FOR RIGHT TURN MOVEMENTS. 1) WBL, NBL AND SBL AT INTERSECTION 27121 ROEBUCK RD AND HAVERHILL RD. 2) NBL AND SBL AT INTERSECTION 12210 VICTORIA FALLS BLVD AND MILITARY TRAIL. 3) EBL AND WBL AT

Notes

-

PHASE	FUND SOURCE	PRIOR	FY2026	FY2027	FY2028	FY2029	FY2030	FUTURE	TOTAL
PE	SA	-	\$5,000	-	-	-	-	-	\$5,000
Total PE		-	\$5,000	-	-	-	-	-	\$5,000
CST	ACSS	-	-	-	\$1,523,607	-	-	-	\$1,523,607
Total CST		-	-	-	\$1,523,607	-	-	-	\$1,523,607
Total Programmed		-	\$5,000	-	\$1,523,607	-	-	-	\$1,528,607

4475531 - DIXIE HWY/SR-805 FROM NORTH OF LUCERNE AVE TO WPB CANAL

Type of Work Description Lighting	Managed by FDOT	Length 1.915	SIS No	L RTP # -
--------------------------------------	--------------------	-----------------	-----------	--------------

Description

Install (126) light poles with tear drop LED luminaires along both sides of Dixie Hwy/SR-805, install (1) light pole with top mounted LED luminaire on north side of Dixie Hwy/SR-805.

Notes

B/C RATIO = 3.7 NPV 4,694,222 SHSP EMPHASIS AREA(S) INTERSECTION & VULNERABLE ROAD USER CRASHES. INSTALL (126) NEW 20 FOOT LIGHT POLES WITH TEAR DROP LED LUMINAIRES OF 97 WATTS ALONG BOTH SIDES OF SR-805/DIXIE HWY. INSTALL (1) NEW 20 FOOT LIGHT POLE WITH TOP MOUNTED LED LUMINAIRE OF 80 WATTS ON NORTH SIDE OF SR-805/DIXIE HWY NEAR (SEE WP45)

PHASE	FUND SOURCE	PRIOR	FY2026	FY2027	FY2028	FY2029	FY2030	FUTURE	TOTAL
PE	ACSS	\$195,161	-	-	-	-	-	-	\$195,161
PE	HSP	\$382,218	-	-	-	-	-	-	\$382,218
Total PE		\$577,379	-	-	-	-	-	-	\$577,379
CST	ACSS	-	\$3,176,671	-	-	-	-	-	\$3,176,671
Total CST		-	\$3,176,671	-	-	-	-	-	\$3,176,671
Total Prior Costs		\$577,379	-	-	-	-	-	-	\$577,379
Total Programmed		\$577,379	\$3,176,671	-	-	-	-	-	\$3,754,050

4481361 - FDOT/SFWMD US-27 EVERGLADES AGRIC AREA(EAA) RESERV IN-OUTFLOW CANALBR

Type of Work Description	Managed by	Length	SIS	L RTP #
New Bridge - No Added Capacity	FDOT	0.314	Yes	-

Description

Construct twin bridges over new inflow/outflow canal.

Notes

NEW TWIN BRIDGES (B-2 AND B-3) OVER NEW INFLOW/OUTFLOW CANAL THIS PROJECT IS PART OF THE COMPREHENSIVE EVERGLADES RESTORATION PROGRAM (CERP) THAT SFWMD IS DOING. FDOT IS DOING THIS SPECIFIC WORK ON SFWMD'S BEHALF (LFA WITH SFWMD -- ENTIRE PROJECT).

PHASE	FUND SOURCE	PRIOR	FY2026	FY2027	FY2028	FY2029	FY2030	FUTURE	TOTAL
PE	LF	\$1,950,841	-	-	-	-	-	-	\$1,950,841
Total PE		\$1,950,841	-	-	-	-	-	-	\$1,950,841
ENV	DS	\$8,175	-	-	-	-	-	-	\$8,175
ENV	LF	\$324,000	-	-	-	-	-	-	\$324,000
Total ENV		\$332,175	-	-	-	-	-	-	\$332,175
RRU	LF	\$46,480	-	-	-	-	-	-	\$46,480
Total RRU		\$46,480	-	-	-	-	-	-	\$46,480
CST	LF	-	\$31,505,983	-	-	-	-	-	\$31,505,983
Total CST		-	\$31,505,983	-	-	-	-	-	\$31,505,983
Total Prior Costs		\$2,329,496	-	-	-	-	-	-	\$2,329,496
Total Programmed		\$2,329,496	\$31,505,983	-	-	-	-	-	\$33,835,479

4522451 - FLAVOR PICT RD FR LYONS RD TO HAGEN RANCH RD

Type of Work Description	Managed by	Length	SIS	L RTP #
New Road Construction	Palm Beach County	1.7	No	-

Description

Construct new 4-lane roadway over FL Turnpike. 1.7mi

Notes

-

PHASE	FUND SOURCE	PRIOR	FY2026	FY2027	FY2028	FY2029	FY2030	FUTURE	TOTAL
CST	CIGP	-	-	-	\$7,100,000	\$400,000	-	-	\$7,500,000
CST	LF	-	-	-	\$11,325,605	-	-	-	\$11,325,605
Total CST		-	-	-	\$18,425,605	\$400,000	-	-	\$18,825,605
Total Programmed		-	-	-	\$18,425,605	\$400,000	-	-	\$18,825,605

4510851 - FOREST HILL BLVD/SR-882 AT HAVERHILL RD

Type of Work Description	Managed by	Length	SIS	L RTP #
Intersection Improvement	FDOT	0.2	No	-

Description

Retrofit existing HPS cobra head luminaires with LED fixtures. Replace 6'6" existing arms with longer arms to improve illumination.

Notes

B/C RATIO = 10.6 NPV \$3,786,408 SHSP EMPHASIS AREA(S): INTERSECTION CRASHES. G/W 451084.1 & 447545.1(LEAD). RETROFIT THE EXISTING HPS COBRA HEAD LUMINAIRES INSTALLED ON EACH CORNER POINTING TO THE MIDDLE OF THE INTERSECTION WITH LED FIXTURES. REPLACE EXISTING ARM-S (LENGTH'6-6")WITH LONGER ARMS TO IMPROVE ILLUMINATION AT THE...SEE WP45

PHASE	FUND SOURCE	PRIOR	FY2026	FY2027	FY2028	FY2029	FY2030	FUTURE	TOTAL
PE	ACSS	\$150,944	-	-	-	-	-	-	\$150,944
PE	HSP	\$94,396	-	-	-	-	-	-	\$94,396
PE	SA	\$15,049	-	-	-	-	-	-	\$15,049
Total PE		\$260,389	-	-	-	-	-	-	\$260,389
ENV	ACSS	\$5,495	-	-	-	-	-	-	\$5,495
ENV	HSP	\$1,825	-	-	-	-	-	-	\$1,825
Total ENV		\$7,320	-	-	-	-	-	-	\$7,320
RRU	ACSS	-	\$10,000	-	-	-	-	-	\$10,000
Total RRU		-	\$10,000	-	-	-	-	-	\$10,000
CST	ACSS	-	\$1,141,719	-	-	-	-	-	\$1,141,719
CST	SA	-	\$21,566	-	-	-	-	-	\$21,566
Total CST		-	\$1,163,285	-	-	-	-	-	\$1,163,285
Total Prior Costs		\$267,709	-	-	-	-	-	-	\$267,709
Total Programmed		\$267,709	\$1,173,285	-	-	-	-	-	\$1,440,994

4475491 - FOREST HILL BLVD/SR-882 FROM OLIVE TREE BLVD TO JOG RD

Type of Work Description Lighting	Managed by FDOT	Length 0.6	SIS No	L RTP # -
---	---------------------------	----------------------	------------------	---------------------

Description
Improve roadway lighting.

Notes
B/C RATIO = 117.3 NPV 11,988,743 SHSP EMPHASIS AREA(S) INTERSECTION & VULNERABLE ROAD USER CRASHES. IMPROVE ROADWAY LIGHTING G/W 447551.1 & 447553.1(LEAD)

PHASE	FUND SOURCE	PRIOR	FY2026	FY2027	FY2028	FY2029	FY2030	FUTURE	TOTAL
PE	HSP	\$228,251	-	-	-	-	-	-	\$228,251
Total PE		\$228,251	-	-	-	-	-	-	\$228,251
ENV	ACSS	\$5,843	-	-	-	-	-	-	\$5,843
Total ENV		\$5,843	-	-	-	-	-	-	\$5,843
RRU	ACSS	\$424,230	-	-	-	-	-	-	\$424,230
Total RRU		\$424,230	-	-	-	-	-	-	\$424,230
CST	ACSS	-	\$52,745	-	-	-	-	-	\$52,745
Total CST		-	\$52,745	-	-	-	-	-	\$52,745
Total Prior Costs		\$658,324	-	-	-	-	-	-	\$658,324
Total Programmed		\$658,324	\$52,745	-	-	-	-	-	\$711,069

4443401 - I-95 AT 6TH AVE SOUTH

Type of Work Description Landscaping	Managed by FDOT	Length 1.487	SIS Yes	L RTP # -
---	--------------------	-----------------	------------	--------------

Description

Landscaping along interchange, mainline, median, ramps, and roadside.

Notes

INTERCHANGE, MAINLINE, MEDIAN, RAMPS & ROADSIDE. STANDALONE LANDSCAPE PROJECT.

PHASE	FUND SOURCE	PRIOR	FY2026	FY2027	FY2028	FY2029	FY2030	FUTURE	TOTAL
PE	DDR	\$130,221	-	-	-	-	-	-	\$130,221
PE	DIH	\$20,000	-	-	-	-	-	-	\$20,000
Total PE		\$150,221	-	-	-	-	-	-	\$150,221
CST	DDR	-	-	-	\$140,150	-	-	-	\$140,150
CST	DIH	-	-	-	\$32,388	-	-	-	\$32,388
CST	DSBD	-	-	-	\$849,389	-	-	-	\$849,389
Total CST		-	-	-	\$1,021,927	-	-	-	\$1,021,927
Total Prior Costs		\$150,221	-	-	-	-	-	-	\$150,221
Total Programmed		\$150,221	-	-	\$1,021,927	-	-	-	\$1,172,148

4461521 - I-95 AT BOYNTON BEACH BLVD/SR-804

Type of Work Description Landscaping	Managed by FDOT	Length 0.756	SIS Yes	L RTP # -
---	--------------------	-----------------	------------	--------------

Description

Standalone landscaping project between inside of ramps to existing retaining walls, outside of ramps around new stormwater areas, and new medians along Boynton Beach Blvd/SR-8

Notes

LANDSCAPE AREAS INCLUDE AREAS BETWEEN INSIDE OF RAMPS TO EXISTING RETAINING WALLS; OUTSIDE OF THE RAMPS AROUND NEW STORMWATER AREAS; AND NEW MEDIANS ALONG SR-804. STANDALONE LANDSCAPE

PHASE	FUND SOURCE	PRIOR	FY2026	FY2027	FY2028	FY2029	FY2030	FUTURE	TOTAL
PE	DDR	-	-	-	\$95,000	-	-	-	\$95,000
PE	DIH	-	-	-	\$15,000	-	-	-	\$15,000
Total PE		-	-	-	\$110,000	-	-	-	\$110,000
CST	DDR	-	-	-	-	\$1,891,771	-	-	\$1,891,771
CST	DIH	-	-	-	-	\$67,516	-	-	\$67,516
Total CST		-	-	-	-	\$1,959,287	-	-	\$1,959,287
Total Programmed		-	-	-	\$110,000	\$1,959,287	-	-	\$2,069,287

4520681 - I-95 AT CONGRESS AVE & PENINSULA CORPORATE DR TRUCK PARKING

Type of Work Description Feasibility Study	Managed by FDOT	Length 0	SIS No	L RTP # -
---	--------------------	-------------	-----------	--------------

Description

Repurpose former park and ride to a truck parking facility.

Notes

-

PHASE	FUND SOURCE	PRIOR	FY2026	FY2027	FY2028	FY2029	FY2030	FUTURE	TOTAL
PE	ACFP	-	-	\$599,771	-	-	-	-	\$599,771
Total PE		-	-	\$599,771	-	-	-	-	\$599,771
CST	ACFP	-	-	-	-	\$3,806,806	-	-	\$3,806,806
CST	SA	-	-	-	-	\$754,129	-	-	\$754,129
Total CST		-	-	-	-	\$4,560,935	-	-	\$4,560,935
Total Programmed		-	-	\$599,771	-	\$4,560,935	-	-	\$5,160,706

4443351 - I-95 AT LANTANA RD

Type of Work Description Landscaping	Managed by FDOT	Length 0.96	SIS Yes	L RTP # -
---	--------------------	----------------	------------	--------------

Description

Landscaping project along interchange's mainline, ramps, and sides of road.

Notes

INTERCHANGE'S MAINLINE, RAMPS & ROADSIDE STANDALONE LANDSCAPE PROJECT DEPENDENT PROJECT OF 413258-1 W/APPR COMPLETION IN FY29

PHASE	FUND SOURCE	PRIOR	FY2026	FY2027	FY2028	FY2029	FY2030	FUTURE	TOTAL
PE	DIH	-	-	-	-	-	\$30,004	-	\$30,004
PE	DS	-	-	-	-	-	\$244,750	-	\$244,750
Total PE		-	-	-	-	-	\$274,754	-	\$274,754
CST	DIH	-	-	-	-	-	-	\$48,259	\$48,259
CST	DS	-	-	-	-	-	-	\$201,579	\$201,579
CST	DSBD	-	-	-	-	-	-	\$1,221,693	\$1,221,693
Total CST		-	-	-	-	-	-	\$1,471,531	\$1,471,531
Total Future Costs		-	-	-	-	-	-	\$1,471,531	\$1,471,531
Total Programmed		-	-	-	-	-	\$274,754	\$1,471,531	\$1,746,285

4492801 - I-95 AT OKEECHOBEE BLVD/SR-704, PGA BLVD/SR-786, AND INDIANTOWN RD/SR-706 - RAMPS

Type of Work Description	Managed by	Length	SIS	L RTP #
Skid Hazard Overlay	FDOT	0.902	Yes	-

Description

Install speed feedback sign to supplement ramp speed sign, extend guardrail along ramp mill, resurface ramp with high friction surface.

Notes

SYSTEMATIC LOOP RAMPS SAFETY NPV=14,198,131; B/C=6.9; (A) NORTHBOUND SR 9 (I-95) EXIT RAMP TO WESTBOUND SR 786 INSTALL SPEED FEEDBACK SIGN AS A SUPPLEMENT TO THE RAMP SPEED SIGN. 2. EXTEND THE GUARDRAIL ALONG THE RAMP MILL AND RESURFACE THE RAMP WITH HIGH FRICTION SURFACE (SEE WP45)

PHASE	FUND SOURCE	PRIOR	FY2026	FY2027	FY2028	FY2029	FY2030	FUTURE	TOTAL
PE	ACSS	\$23,055	-	-	-	-	-	-	\$23,055
PE	HSP	\$377,522	-	-	-	-	-	-	\$377,522
Total PE		\$400,577	-	-	-	-	-	-	\$400,577
ENV	DDR	\$27,201	-	-	-	-	-	-	\$27,201
Total ENV		\$27,201	-	-	-	-	-	-	\$27,201
CST	ACSS	-	\$830,520	-	-	-	-	-	\$830,520
CST	DSBD	-	\$1,000,000	-	-	-	-	-	\$1,000,000
CST	SA	-	\$88,858	-	-	-	-	-	\$88,858
Total CST		-	\$1,919,378	-	-	-	-	-	\$1,919,378
Total Prior Costs		\$427,778	-	-	-	-	-	-	\$427,778
Total Programmed		\$427,778	\$1,919,378	-	-	-	-	-	\$2,347,156

4492541 - I-95 AT WOOLBRIGHT RD INTERCHANGE

Type of Work Description Landscaping	Managed by FDOT	Length 1.208	SIS Yes	L RTP # -
--	---------------------------	------------------------	-------------------	---------------------

Description
Standalone landscape project.

Notes
STANDALONE LANDSCAPE PROJECT LINKED TO 437279-1

PHASE	FUND SOURCE	PRIOR	FY2026	FY2027	FY2028	FY2029	FY2030	FUTURE	TOTAL
PE	DDR	-	-	-	-	\$225,000	-	-	\$225,000
PE	DIH	-	-	-	-	\$42,500	-	-	\$42,500
Total PE		-	-	-	-	\$267,500	-	-	\$267,500
CST	DIH	-	-	-	\$58,635	-	-	-	\$58,635
Total CST		-	-	-	\$58,635	-	-	-	\$58,635
Total Programmed		-	-	-	\$58,635	\$267,500	-	-	\$326,135

4475511 - I-95 FROM 12TH AVE S TO 10TH AVE N

Type of Work Description Lighting	Managed by FDOT	Length 1.32	SIS Yes	L RTP # -
---	---------------------------	-----------------------	-------------------	---------------------

Description
Replace existing HPS luminaires with LED luminaires.

Notes
B/C RATIO = 27.2 NPV 7,405,163 SHSP EMPHASIS AREA (S) LANE DEPARTURE CRASHES & AGGRESSIVE DRIVING. REPLACE (76) EXISTING HPS COBRA HEAD LUMINAIRES IN BACK-TO-BACK ARRANGEMENT ON FDOT POLES WITH LED LUMINAIRES WITH 268W, 32415 LUMENS, 4K-5K CCT AND ROADWAY TYPE III DISTRIBUTION. REPLACE (27) EXISTING HPS (SEE WP45)

PHASE	FUND SOURCE	PRIOR	FY2026	FY2027	FY2028	FY2029	FY2030	FUTURE	TOTAL
PE	ACSS	\$50,848	-	-	-	-	-	-	\$50,848
PE	HSP	\$106,620	-	-	-	-	-	-	\$106,620
Total PE		\$157,468	-	-	-	-	-	-	\$157,468
ENV	ACSS	\$8,916	-	-	-	-	-	-	\$8,916
Total ENV		\$8,916	-	-	-	-	-	-	\$8,916
CST	ACSS	-	\$554,895	-	-	-	-	-	\$554,895
Total CST		-	\$554,895	-	-	-	-	-	\$554,895
Total Prior Costs		\$166,384	-	-	-	-	-	-	\$166,384
Total Programmed		\$166,384	\$554,895	-	-	-	-	-	\$721,279

4547731 - I-95 FROM NORTH OF FOREST HILL BLVD TO SOUTH OF AUSTRALIAN AVE

Type of Work Description Lighting	Managed by FDOT	Length -	SIS Yes	L RTP # -
---	---------------------------	--------------------	-------------------	---------------------

Description

Lighting project with emphasis area(s) on lane departure crash locations.

Notes

NPV=123,434,125 B/C=8.2; SHSP EMPHASIS AREA(S): LANE DEPARTURE CRASHES

PHASE	FUND SOURCE	PRIOR	FY2026	FY2027	FY2028	FY2029	FY2030	FUTURE	TOTAL
PE	ACSS	-	-	\$744,286	-	-	-	-	\$744,286
PE	SA	-	-	\$10,000	-	-	-	-	\$10,000
Total PE		-	-	\$754,286	-	-	-	-	\$754,286
CST	ACSS	-	-	-	-	-	\$6,433,081	-	\$6,433,081
Total CST		-	-	-	-	-	\$6,433,081	-	\$6,433,081
Total Programmed		-	-	\$754,286	-	-	\$6,433,081	-	\$7,187,367

4506791 - I-95/SR-9 & OKEECHOBEE BLVD/SR-704

Type of Work Description Landscaping	Managed by FDOT	Length 0.63	SIS Yes	L RTP # -
--	---------------------------	-----------------------	-------------------	---------------------

Description

Landscaping.

Notes

-

PHASE	FUND SOURCE	PRIOR	FY2026	FY2027	FY2028	FY2029	FY2030	FUTURE	TOTAL
PE	DIH	\$7,500	-	-	-	-	-	-	\$7,500
PE	DS	\$270,000	-	-	-	-	-	-	\$270,000
Total PE		\$277,500	-	-	-	-	-	-	\$277,500
CST	DIH	-	-	\$63,720	-	-	-	-	\$63,720
CST	DSBD	-	-	\$1,919,400	-	-	-	-	\$1,919,400
Total CST		-	-	\$1,983,120	-	-	-	-	\$1,983,120
Total Prior Costs		\$277,500	-	-	-	-	-	-	\$277,500
Total Programmed		\$277,500	-	\$1,983,120	-	-	-	-	\$2,260,620

4547791 - LAKE WORTH RD AT SHERWOOD FOREST BLVD

Type of Work Description	Managed by	Length	SIS	L RTP #
Traffic Signal Update	FDOT	-	No	-

Description
Traffic signal update.

Notes
-

PHASE	FUND SOURCE	PRIOR	FY2026	FY2027	FY2028	FY2029	FY2030	FUTURE	TOTAL
PE	DDR	-	-	\$312,689	-	-	-	-	\$312,689
PE	DIH	-	-	\$10,000	-	-	-	-	\$10,000
Total PE		-	-	\$322,689	-	-	-	-	\$322,689
CST	ACSS	-	-	-	-	-	\$2,457,194	-	\$2,457,194
CST	SA	-	-	-	-	-	\$11,690	-	\$11,690
Total CST		-	-	-	-	-	\$2,468,884	-	\$2,468,884
Total Programmed		-	-	\$322,689	-	-	\$2,468,884	-	\$2,791,573

4495101 - LYONS RD FROM ATLANTIC AVE TO FLAVOR PICT RD

Type of Work Description	Managed by	Length	SIS	L RTP #
Add Lanes & Reconstruct	Palm Beach County	2.505	No	-

Description
Widen from 2 lanes to 4 lanes

Notes
-

PHASE	FUND SOURCE	PRIOR	FY2026	FY2027	FY2028	FY2029	FY2030	FUTURE	TOTAL
PE	CIGP	\$533,749	-	-	-	-	-	-	\$533,749
PE	LF	\$533,749	-	-	-	-	-	-	\$533,749
Total PE		\$1,067,498	-	-	-	-	-	-	\$1,067,498
CST	CIGP	\$3,558,324	-	-	\$3,558,324	-	-	-	\$7,116,648
CST	LF	\$3,558,324	-	-	\$3,558,324	-	-	-	\$7,116,648
Total CST		\$7,116,648	-	-	\$7,116,648	-	-	-	\$14,233,296
Total Prior Costs		\$8,184,146	-	-	-	-	-	-	\$8,184,146
Total Programmed		\$8,184,146	-	-	\$7,116,648	-	-	-	\$15,300,794

4510841 - OKEECHOBEE BLVD/SR-704 AT MILITARY TRL/SR-809

Type of Work Description	Managed by	Length	SIS	L RTP #
Intersection Improvement	FDOT	0.524	No	-

Description

Retrofit signal heads with in all four approaches with flexible back-plates with retroreflective tape bords. Replace non-functioning luminaires.

Notes

B/C RATIO = 63.4 NPV \$18,047,132 SHSP EMPHASIS AREA(S): INTERSECTION CRASHES G/W 451085.1 & 447545.1(LEAD). RETROFIT SIGNAL HEADS ON ALL FOUR APPROACHES WITH FLEXIBLE BACK-PLATES WITH RETROREFLECTIVE TAPE BORDERS. REPLACE NON-FUNCTIONING LUMINAIRES LOCATED ON NORTHEAST...SEE WP4O5

PHASE	FUND SOURCE	PRIOR	FY2026	FY2027	FY2028	FY2029	FY2030	FUTURE	TOTAL
PE	ACSS	\$156,236	-	-	-	-	-	-	\$156,236
PE	HSP	\$101,972	-	-	-	-	-	-	\$101,972
PE	SA	\$10,901	-	-	-	-	-	-	\$10,901
Total PE		\$269,109	-	-	-	-	-	-	\$269,109
ENV	ACSS	\$5,383	-	-	-	-	-	-	\$5,383
ENV	HSP	\$1,937	-	-	-	-	-	-	\$1,937
Total ENV		\$7,320	-	-	-	-	-	-	\$7,320
RRU	ACSS	\$8,494	-	-	-	-	-	-	\$8,494
Total RRU		\$8,494	-	-	-	-	-	-	\$8,494
CST	ACSS	-	\$1,305,134	-	-	-	-	-	\$1,305,134
CST	LF	-	\$12,376	-	-	-	-	-	\$12,376
CST	SA	-	\$15,622	-	-	-	-	-	\$15,622
Total CST		-	\$1,333,132	-	-	-	-	-	\$1,333,132
Total Prior Costs		\$284,923	-	-	-	-	-	-	\$284,923
Total Programmed		\$284,923	\$1,333,132	-	-	-	-	-	\$1,618,055

4475451 - OKEECHOBEE BLVD/SR-704 FROM EAST OF MILITARY TRAIL TO I-95

Type of Work Description Lighting	Managed by FDOT	Length 2.408	SIS Yes	L RTP # -
---	---------------------------	------------------------	-------------------	---------------------

Description

Install (14) new arms with LED luminaires on FPL distribution poles along both sides of Okeechobee Blvd/SR-704. Install (28) new light poles with LED luminaires

Notes

B/C RATIO = 25.4 NPV 24,529,332 SHSP EMPHASIS AREA(S) INTERSECTION & VULNERABLE ROAD USER CRASHES. INSTALL (14) NEW ARMS WITH LED LUMINAIRES RANGING FROM 133 TO 259 WATTS ON FPL DISTRIBUTION POLES ALONG BOTH SIDES OF OKEECHOBEE BLVD/SR-704. INSTALL (28) NEW LIGHT POLES WITH LED LUMINAIRES RANGING FR WITH 133 TO 268 WATTS (SEE WP45)

PHASE	FUND SOURCE	PRIOR	FY2026	FY2027	FY2028	FY2029	FY2030	FUTURE	TOTAL
PE	ACSS	\$224,138	-	-	-	-	-	-	\$224,138
PE	HSP	\$153,426	-	-	-	-	-	-	\$153,426
Total PE		\$377,564	-	-	-	-	-	-	\$377,564
RRU	ACSS	\$298,791	-	-	-	-	-	-	\$298,791
Total RRU		\$298,791	-	-	-	-	-	-	\$298,791
CST	ACSS	-	\$350,393	-	-	-	-	-	\$350,393
Total CST		-	\$350,393	-	-	-	-	-	\$350,393
Total Prior Costs		\$676,355	-	-	-	-	-	-	\$676,355
Total Programmed		\$676,355	\$350,393	-	-	-	-	-	\$1,026,748

4492791 - OKEECHOBEE BLVD/SR-704 FROM RIVERWALK BLVD TO N JOG RD

Type of Work Description	Managed by	Length	SIS	L RTP #
Lighting	FDOT	0.372	No	-

Description

Install (2) standard poles with LED luminaires, replace (18) existing luminaires and arms with LED luminaires.

Notes

NPV=3,259,511; B/C=13.3; SHSP EMPHASIS AREA (S)-INTERSECTION & VULNERABLE ROAD USER CRASHES; INSTALL (2) STANDARD POLES WITH LED LUMINAIRES OF 12-FOOT ARM LENGTH, 268W, 32327 LUMENS, 4K-5K CC, 35-FOOT MOUNTING HEIGHT, SINGLE ARRANGEMENT & ROADWAY TYPE IV DISTRIBUTION. REPLACE (18) EXISTING LUMINAIRE & ARM WITH LED LUMINAIRE OF (SEE WP45)

PHASE	FUND SOURCE	PRIOR	FY2026	FY2027	FY2028	FY2029	FY2030	FUTURE	TOTAL
PE	ACSA	\$10,000	-	-	-	-	-	-	\$10,000
PE	ACSS	\$107,683	-	-	-	-	-	-	\$107,683
Total PE		\$117,683	-	-	-	-	-	-	\$117,683
RRU	ACSS	-	\$50,000	-	-	-	-	-	\$50,000
Total RRU		-	\$50,000	-	-	-	-	-	\$50,000
Total Prior Costs		\$117,683	-	-	-	-	-	-	\$117,683
Total Programmed		\$117,683	\$50,000	-	-	-	-	-	\$167,683

4533891 - OKEECHOBEE BLVD/SR-704 - MP SX970.34

Type of Work Description	Managed by	Length	SIS	L RTP #
Rail Safety Project	FDOT	0	No	-

Description

Rail safety project, implementing crossing reconstruction.

Notes

-

PHASE	FUND SOURCE	PRIOR	FY2026	FY2027	FY2028	FY2029	FY2030	FUTURE	TOTAL
RRU	DDR	\$186,919	\$19,000	-	-	-	-	-	\$205,919
RRU	DPTO	-	\$1,305,919	-	-	-	-	-	\$1,305,919
Total RRU		\$186,919	\$1,324,919	-	-	-	-	-	\$1,511,838
Total Prior Costs		\$186,919	-	-	-	-	-	-	\$186,919
Total Programmed		\$186,919	\$1,324,919	-	-	-	-	-	\$1,511,838

4547911 - PALMETTO PARK RD FROM WEST OF ST ANDREWS BLVD TO EAST OF NW 12TH AVE

Type of Work Description Traffic Ops Improvement	Managed by FDOT	Length -	SIS No	L RTP # -
---	--------------------	-------------	-----------	--------------

Description
-

Notes
-

PHASE	FUND SOURCE	PRIOR	FY2026	FY2027	FY2028	FY2029	FY2030	FUTURE	TOTAL
PE	SA	-	-	\$5,000	-	-	-	-	\$5,000
Total PE		-	-	\$5,000	-	-	-	-	\$5,000
CST	ACSS	-	-	-	-	-	\$926,057	-	\$926,057
CST	SA	-	-	-	-	-	\$5,000	-	\$5,000
Total CST		-	-	-	-	-	\$931,057	-	\$931,057
Total Programmed		-	-	\$5,000	-	-	\$931,057	-	\$936,057

4531851 - PSL EXPRESS COACH OPERATING

Type of Work Description Operating For Fixed Route	Managed by Palm Tran	Length 0	SIS No	L RTP # -
---	-------------------------	-------------	-----------	--------------

Description
Operating funds for pilot.

Notes
-

PHASE	FUND SOURCE	PRIOR	FY2026	FY2027	FY2028	FY2029	FY2030	FUTURE	TOTAL
OPS	DPTO	\$1,000,000	\$500,000	-	-	-	-	-	\$1,500,000
Total OPS		\$1,000,000	\$500,000	-	-	-	-	-	\$1,500,000
Total Prior Costs		\$1,000,000	-	-	-	-	-	-	\$1,000,000
Total Programmed		\$1,000,000	\$500,000	-	-	-	-	-	\$1,500,000

4547921 - SAFETY ENHANCEMENTS AT RAILROAD CROSSINGS NEAR SIGNALIZED INTERSECTION

Type of Work Description
Traffic Signals

Managed by
FDOT

Length
-

SIS
No

L RTP #
-

Description
-

Notes
-

PHASE	FUND SOURCE	PRIOR	FY2026	FY2027	FY2028	FY2029	FY2030	FUTURE	TOTAL
PE	SA	-	-	\$5,000	-	-	-	-	\$5,000
Total PE		-	-	\$5,000	-	-	-	-	\$5,000
CST	ACSS	-	-	-	-	-	\$1,609,245	-	\$1,609,245
CST	SA	-	-	-	-	-	\$99,219	-	\$99,219
Total CST		-	-	-	-	-	\$1,708,464	-	\$1,708,464
Total Programmed		-	-	\$5,000	-	-	\$1,708,464	-	\$1,713,464

4531471 - S QUADRILLE BLVD/SR-5 FROM LAKEVIEW AVE TO BANYAN BLVD

Type of Work Description
Lighting

Managed by
FDOT

Length
0.555

SIS
No

L RTP #
-

Description
Lighting project with emphasis area(s) on lane departure crash locations.

Notes
NPV=5,097,934 B/C=4.0 SHSP EMPHASIS AREA (S): LANE DEPARTUES

PHASE	FUND SOURCE	PRIOR	FY2026	FY2027	FY2028	FY2029	FY2030	FUTURE	TOTAL
PE	ACSS	\$479,662	-	-	-	-	-	-	\$479,662
PE	SA	\$38,373	-	-	-	-	-	-	\$38,373
Total PE		\$518,035	-	-	-	-	-	-	\$518,035
CST	ACSS	-	-	-	-	\$2,979,374	-	-	\$2,979,374
CST	SA	-	-	-	-	\$108,595	-	-	\$108,595
Total CST		-	-	-	-	\$3,087,969	-	-	\$3,087,969
Total Prior Costs		\$518,035	-	-	-	-	-	-	\$518,035
Total Programmed		\$518,035	-	-	-	\$3,087,969	-	-	\$3,606,004

4506771 - SR-5/US-1 FROM NORTH OF SILVER BEACH RD TO SOUTH OF PALMETTO DR

Type of Work Description	Managed by	Length	SIS	L RTP #
Landscaping	FDOT	0.739	No	-

Description
Landscaping project

Notes
STANDALONE LANDSCAPE PROJECT TO FOLLOW BIKE LANE/SIDE WALK PROJECT (FM-438286-2)

PHASE	FUND SOURCE	PRIOR	FY2026	FY2027	FY2028	FY2029	FY2030	FUTURE	TOTAL
PE	DIH	\$1,500	-	-	-	-	-	-	\$1,500
PE	DS	\$168,450	-	-	-	-	-	-	\$168,450
Total PE		\$169,950	-	-	-	-	-	-	\$169,950
CST	DDR	-	-	\$404,781	-	-	-	-	\$404,781
CST	DIH	-	-	\$15,930	-	-	-	-	\$15,930
CST	DS	-	-	\$82,980	-	-	-	-	\$82,980
Total CST		-	-	\$503,691	-	-	-	-	\$503,691
Total Prior Costs		\$169,950	-	-	-	-	-	-	\$169,950
Total Programmed		\$169,950	-	\$503,691	-	-	-	-	\$673,641

2296645 - SR-7 FROM NORTH OF THE M-CANAL TO THE EAST ENTRANCE OF IBIS

Type of Work Description	Managed by	Length	SIS	L RTP #
Landscaping	FDOT	8.594	No	-

Description
Standalone landscape project

Notes
FOR 229664-6 WEST SIDE OF SR-7 32-01 CONCEPT 32-02 DESIGN

PHASE	FUND SOURCE	PRIOR	FY2026	FY2027	FY2028	FY2029	FY2030	FUTURE	TOTAL
PE	DIH	-	-	-	-	\$57,380	-	-	\$57,380
PE	DS	-	-	-	-	\$199,584	-	-	\$199,584
Total PE		-	-	-	-	\$256,964	-	-	\$256,964
Total Programmed		-	-	-	-	\$256,964	-	-	\$256,964

4458821 - SR-7/US-441 AT LAKE WORTH RD

Type of Work Description Add Right Turn Lane(s)	Managed by FDOT	Length 0.225	SIS No	L RTP # -
--	--------------------	-----------------	-----------	--------------

Description

Add northbound right turn lane to intersection.

Notes

FROM SOUTH OF SR-802/LAKE WORTH RD TO NORTH OF SR-802/ LAKE WORTH RD NB RIGHT TURN LANE TO SR-7 AT LAKE WORTH ROAD NO R/W NEEDED

PHASE	FUND SOURCE	PRIOR	FY2026	FY2027	FY2028	FY2029	FY2030	FUTURE	TOTAL
PE	DDR	\$331,050	-	-	-	-	-	-	\$331,050
PE	DIH	\$34,624	-	-	-	-	-	-	\$34,624
Total PE		\$365,674	-	-	-	-	-	-	\$365,674
ENV	DDR	\$3,985	-	-	-	-	-	-	\$3,985
ENV	DS	\$3,200	-	-	-	-	-	-	\$3,200
Total ENV		\$7,185	-	-	-	-	-	-	\$7,185
CST	ACPR	-	\$459,642	-	-	-	-	-	\$459,642
CST	DDR	-	\$3,830,052	-	-	-	-	-	\$3,830,052
CST	DIH	-	\$93,509	-	-	-	-	-	\$93,509
Total CST		-	\$4,383,203	-	-	-	-	-	\$4,383,203
Total Prior Costs		\$372,859	-	-	-	-	-	-	\$372,859
Total Programmed		\$372,859	\$4,383,203	-	-	-	-	-	\$4,756,062

4442593 - SR-80/US-27 ELECTRIC VEHICLE (EV) CHARGING PROGRAM - PHASE II SOUTH BAY

Type of Work Description	Managed by	Length	SIS	L RTP #
Electric Vehicle Charging	FDOT	2	Yes	-

Description

-

Notes

-

PHASE	FUND SOURCE	PRIOR	FY2026	FY2027	FY2028	FY2029	FY2030	FUTURE	TOTAL
CAP	GFEV	\$900,000	-	-	-	-	-	-	\$900,000
Total CAP		\$900,000	-	-	-	-	-	-	\$900,000
OPS	GFEV	-	\$1,500,000	-	-	-	-	-	\$1,500,000
Total OPS		-	\$1,500,000	-	-	-	-	-	\$1,500,000
Total Prior Costs		\$900,000	-	-	-	-	-	-	\$900,000
Total Programmed		\$900,000	\$1,500,000	-	-	-	-	-	\$2,400,000

4531441 - SYSTEMATIC RAMP SAFETY ANALYSIS- I-95 RAMPS; PALM BEACH COUNTY

Type of Work Description	Managed by	Length	SIS	L RTP #
Skid Hazard Overlay	FDOT	0.562	Yes	-

Description

Skid hazard overlay project with emphasis area(s) on lane departure locations.

Notes

NPV:7,592,980 B/C 3.4 EMPHASIS AREA (S): LANE DEPARTURE

PHASE	FUND SOURCE	PRIOR	FY2026	FY2027	FY2028	FY2029	FY2030	FUTURE	TOTAL
PE	ACSS	\$512,481	-	-	-	-	-	-	\$512,481
PE	DS	\$30,965	-	-	-	-	-	-	\$30,965
PE	SA	\$24,200	-	-	-	-	-	-	\$24,200
Total PE		\$567,646	-	-	-	-	-	-	\$567,646
CST	ACSS	-	-	-	\$4,585,931	-	-	-	\$4,585,931
CST	SA	-	-	-	\$124,818	-	-	-	\$124,818
Total CST		-	-	-	\$4,710,749	-	-	-	\$4,710,749
Total Prior Costs		\$567,646	-	-	-	-	-	-	\$567,646
Total Programmed		\$567,646	-	-	\$4,710,749	-	-	-	\$5,278,395

4531921 - TRANSIT CORRIDOR PSL EXPRESS COACH BUSES FOR PILOT

Type of Work Description	Managed by	Length	SIS	L RTP #
Operating For Fixed Route	Fort Lauderdale	0	No	-

Description

-

Notes

-

PHASE	FUND SOURCE	PRIOR	FY2026	FY2027	FY2028	FY2029	FY2030	FUTURE	TOTAL
OPS	DDR	\$600,000	-	-	-	-	-	-	\$600,000
OPS	DPTO	\$600,000	\$566,000	-	-	-	-	-	\$1,166,000
Total OPS		\$1,200,000	\$566,000	-	-	-	-	-	\$1,766,000
Total Prior Costs		\$1,200,000	-	-	-	-	-	-	\$1,200,000
Total Programmed		\$1,200,000	\$566,000	-	-	-	-	-	\$1,766,000

4549731 - WEST PALM BEACH CAROLINE ST PEDESTRIAN BRIDGE ACCESS

Type of Work Description	Managed by	Length	SIS	L RTP #
Pedestrian Safety Improvement	West Palm Beach	-	No	-

Description

West Palm Beach Caroline Street pedestrian bridge access.

Notes

-

PHASE	FUND SOURCE	PRIOR	FY2026	FY2027	FY2028	FY2029	FY2030	FUTURE	TOTAL
CST	LF	-	\$887,496	-	-	-	-	-	\$887,496
Total CST		-	\$887,496	-	-	-	-	-	\$887,496
Total Programmed		-	\$887,496	-	-	-	-	-	\$887,496

4261913 - ACCOUNT MANAGEMENT SYSTEM/CCSS OPERATIONS

Type of Work Description	Managed by	Length	SIS	LRTP #
Toll Data Center	FDOT	0	Yes	-

Description
TOLL DATA CENTER

Notes
-

PHASE	FUND SOURCE	PRIOR	FY2026	FY2027	FY2028	FY2029	FY2030	FUTURE	TOTAL
CAP	PKYI	\$1,498,061	-	-	-	-	-	-	\$1,498,061
CAP	PKYO	\$1,555,666	\$3,000,000	-	\$3,000,000	-	\$3,000,000	-	\$10,555,666
CAP	T001	\$21,841	-	-	-	-	-	-	\$21,841
CAP	T002	\$9,732	-	-	-	-	-	-	\$9,732
CAP	T003	\$10,463	-	-	-	-	-	-	\$10,463
CAP	T007	\$10,398	-	-	-	-	-	-	\$10,398
CAP	TOBC	\$1,575	-	-	-	-	-	-	\$1,575
CAP	TOBD	\$62,974	-	-	-	-	-	-	\$62,974
CAP	TOBF	\$3,717	-	-	-	-	-	-	\$3,717
CAP	TOBG	\$16,013	-	-	-	-	-	-	\$16,013
CAP	TOBH	\$36,950	-	-	-	-	-	-	\$36,950
CAP	TOBI	\$9,295	-	-	-	-	-	-	\$9,295
CAP	TOBJ	\$2,402	-	-	-	-	-	-	\$2,402
CAP	TOBW	\$7,461	-	-	-	-	-	-	\$7,461
Total CAP		\$3,246,548	\$3,000,000	-	\$3,000,000	-	\$3,000,000	-	\$12,246,548
OPS	PKYO	\$302,529,008	\$41,716,207	\$54,716,207	\$54,716,000	\$54,716,000	\$54,716,207	-	\$563,109,629
OPS	T001	\$2,651,085	-	-	-	-	-	-	\$2,651,085
OPS	T002	\$1,201,121	-	-	-	-	-	-	\$1,201,121
OPS	T003	\$1,267,021	-	-	-	-	-	-	\$1,267,021
OPS	T004	\$91,462,436	\$10,000,000	-	-	-	-	-	\$101,462,436
OPS	T006	\$24,173,206	\$3,000,000	-	-	-	-	-	\$27,173,206
OPS	T007	\$1,283,163	-	-	-	-	-	-	\$1,283,163
OPS	TOBC	\$224,192	-	-	-	-	-	-	\$224,192
OPS	TOBD	\$8,787,777	-	-	-	-	-	-	\$8,787,777
OPS	TOBF	\$563,393	-	-	-	-	-	-	\$563,393
OPS	TOBG	\$3,323,434	-	-	-	-	-	-	\$3,323,434
OPS	TOBH	\$3,626,265	-	-	-	-	-	-	\$3,626,265
OPS	TOBI	\$895,097	-	-	-	-	-	-	\$895,097
OPS	TOBJ	\$290,933	-	-	-	-	-	-	\$290,933
OPS	TOBW	\$911,504	-	-	-	-	-	-	\$911,504
Total OPS		\$443,189,635	\$54,716,207	\$54,716,207	\$54,716,000	\$54,716,000	\$54,716,207	-	\$716,770,256
Total Prior Costs		\$446,436,183	-	-	-	-	-	-	\$446,436,183
Total Programmed		\$446,436,183	\$57,716,207	\$54,716,207	\$57,716,000	\$54,716,000	\$57,716,207	-	\$729,016,804

4484371 - BOYNTON BEACH BLVD/SR-804 FROM ORCHID GROVE TRAIL TO W OF PALM ISLES DR

Type of Work Description	Managed by	Length	SIS	L RTP #
Resurfacing	FDOT	0.694	No	-

Description
Resurfacing.

Notes
-

PHASE	FUND SOURCE	PRIOR	FY2026	FY2027	FY2028	FY2029	FY2030	FUTURE	TOTAL
PE	DIH	\$283,204	-	-	-	-	-	-	\$283,204
PE	DS	\$224,403	-	-	-	-	-	-	\$224,403
Total PE		\$507,607	-	-	-	-	-	-	\$507,607
CST	DDR	-	\$3,082,226	-	-	-	-	-	\$3,082,226
CST	DIH	-	\$52,686	\$36,672	-	-	-	-	\$89,358
CST	DS	-	\$444,148	-	-	-	-	-	\$444,148
Total CST		-	\$3,579,060	\$36,672	-	-	-	-	\$3,615,732
Total Prior Costs		\$507,607	-	-	-	-	-	-	\$507,607
Total Programmed		\$507,607	\$3,579,060	\$36,672	-	-	-	-	\$4,123,339

4559621 - CITY OF BELLE GLADE RESURFACING VARIOUS LOCATIONS

Type of Work Description	Managed by	Length	SIS	L RTP #
Resurfacing	Responsible Agency Not Available	-	No	-

Description
-

Notes
-

PHASE	FUND SOURCE	PRIOR	FY2026	FY2027	FY2028	FY2029	FY2030	FUTURE	TOTAL
CST	SCRC	-	\$685,725	-	-	-	-	-	\$685,725
Total CST		-	\$685,725	-	-	-	-	-	\$685,725
Total Programmed		-	\$685,725	-	-	-	-	-	\$685,725

4515861 - CITY OF BOCA RATON JPA SIGNAL MAINTENANCE & OPS ON STATE HWY SYSTEM

Type of Work Description	Managed by	Length	SIS	L RTP #
Traffic Signals	Boca Raton	0	No	-

Description
NEW MSCA TARGET STARTING IN FY28

Notes
-

PHASE	FUND SOURCE	PRIOR	FY2026	FY2027	FY2028	FY2029	FY2030	FUTURE	TOTAL
MNT	D	-	-	-	\$535,835	\$390,110	\$670,154	-	\$1,596,099
Total MNT		-	-	-	\$535,835	\$390,110	\$670,154	-	\$1,596,099
Total Programmed		-	-	-	\$535,835	\$390,110	\$670,154	-	\$1,596,099

4278026 - CITY OF BOCA RATON SIGNAL MAINTENANCE & OPS ON STATE HWY SYSTEM

Type of Work Description	Managed by	Length	SIS	L RTP #
Traffic Signals	Boca Raton	0	No	-

Description
-

Notes
-

PHASE	FUND SOURCE	PRIOR	FY2026	FY2027	FY2028	FY2029	FY2030	FUTURE	TOTAL
OPS	DDR	\$641,288	\$138,385	\$164,071	-	-	-	-	\$943,744
OPS	DITS	\$696,222	\$175,862	\$168,999	-	-	-	-	\$1,041,083
Total OPS		\$1,337,510	\$314,247	\$333,070	-	-	-	-	\$1,984,827
Total Prior Costs		\$1,337,510	-	-	-	-	-	-	\$1,337,510
Total Programmed		\$1,337,510	\$314,247	\$333,070	-	-	-	-	\$1,984,827

4138912 - COMPUTER SOFTWARE PURCHASES

Type of Work Description	Managed by	Length	SIS	L RTP #
Toll Data Center	FDOT	0	Yes	-

Description

-

Notes

-

PHASE	FUND SOURCE	PRIOR	FY2026	FY2027	FY2028	FY2029	FY2030	FUTURE	TOTAL
CAP	PKYI	\$5,519,665	\$350,000	\$350,000	\$350,000	\$350,000	\$350,000	-	\$7,269,665
Total CAP		\$5,519,665	\$350,000	\$350,000	\$350,000	\$350,000	\$350,000	-	\$7,269,665
Total Prior Costs		\$5,519,665	-	-	-	-	-	-	\$5,519,665
Total Programmed		\$5,519,665	\$350,000	\$350,000	\$350,000	\$350,000	\$350,000	-	\$7,269,665

4138911 - COMPUTER SYSTEM HARDWARE ENHANCEMENTS

Type of Work Description	Managed by	Length	SIS	L RTP #
Toll Data Center	FDOT	0	Yes	-

Description

-

Notes

-

PHASE	FUND SOURCE	PRIOR	FY2026	FY2027	FY2028	FY2029	FY2030	FUTURE	TOTAL
CAP	PKYI	\$37,614,977	\$350,000	\$350,000	\$350,000	\$350,000	\$350,000	-	\$39,364,977
Total CAP		\$37,614,977	\$350,000	\$350,000	\$350,000	\$350,000	\$350,000	-	\$39,364,977
Total Prior Costs		\$37,614,977	-	-	-	-	-	-	\$37,614,977
Total Programmed		\$37,614,977	\$350,000	\$350,000	\$350,000	\$350,000	\$350,000	-	\$39,364,977

4552771 - CONGRESS AVE/SR-807 AT THE FIRST HORIZONTAL CURVE N OF GUN CLUB RD

Type of Work Description Resurfacing	Managed by FDOT	Length 0.3	SIS No	L RTP # -
--	---------------------------	----------------------	------------------	---------------------

Description

CONDUCT A LIGHTING ANALYSIS TO DETERMINE TO DETERMINE SPECIFIC LIGHTING IMPROVEMENTS MILL/RESURFACE TRAVEL AND IMPROVE SUPERELEVATION INSTALL A DYNAMIC CURVE WARNING SYSTEM

Notes

NPV=\$2,373,336 B/C=2.5 SHSP EMPHASIS AREA(S): LANE DEPARTURE CRASHES AGGRESSIVE DRIVING ENHANCE LIGHTING

PHASE	FUND SOURCE	PRIOR	FY2026	FY2027	FY2028	FY2029	FY2030	FUTURE	TOTAL
PE	ACSS	-	-	\$368,012	-	-	-	-	\$368,012
PE	SA	-	-	\$5,000	-	-	-	-	\$5,000
Total PE		-	-	\$373,012	-	-	-	-	\$373,012
CST	ACSS	-	-	-	-	-	\$2,108,007	-	\$2,108,007
CST	DIH	-	-	-	-	-	\$5,845	-	\$5,845
Total CST		-	-	-	-	-	\$2,113,852	-	\$2,113,852
Total Programmed		-	-	\$373,012	-	-	\$2,113,852	-	\$2,486,864

4553871 - CONNORS HWY/SR 700 NORTH OF 1ST STREET TO WEST OF SR-80

Type of Work Description	Managed by	Length	SIS	L RTP #
-	FDOT	-	No	-

Description

SLOPE STABILIZATION ON SR 700 CANAL BANK FROM NORTH OF 1ST ST TO WEST OF SR-80. REPAIR AND STABILIZING EMBANKMENT SLOPE

Notes

-

PHASE	FUND SOURCE	PRIOR	FY2026	FY2027	FY2028	FY2029	FY2030	FUTURE	TOTAL
PE	DDR	\$147,101	-	-	-	-	-	-	\$147,101
PE	DIH	\$5,000	-	-	-	-	-	-	\$5,000
Total PE		\$152,101	-	-	-	-	-	-	\$152,101
ENV	DDR	\$31,526	-	-	-	-	-	-	\$31,526
ENV	DS	\$625	-	-	-	-	-	-	\$625
Total ENV		\$32,151	-	-	-	-	-	-	\$32,151
CST	DDR	-	\$2,692,737	-	-	-	-	-	\$2,692,737
CST	DIH	-	\$41,235	-	-	-	-	-	\$41,235
Total CST		-	\$2,733,972	-	-	-	-	-	\$2,733,972
Total Prior Costs		\$184,252	-	-	-	-	-	-	\$184,252
Total Programmed		\$184,252	\$2,733,972	-	-	-	-	-	\$2,918,224

4484351 - DIXIE HIGHWAY/SR-811 FROM SOUTH OF RCA BLVD TO NORTH OF DONALD ROSS RD

Type of Work Description Resurfacing	Managed by FDOT	Length 3.31	SIS No	L RTP # -
---	--------------------	----------------	-----------	--------------

Description
Resurfacing.

Notes
-

PHASE	FUND SOURCE	PRIOR	FY2026	FY2027	FY2028	FY2029	FY2030	FUTURE	TOTAL
PE	DIH	\$224,789	-	-	-	-	-	-	\$224,789
PE	DS	\$589,247	-	-	-	-	-	-	\$589,247
Total PE		\$814,036	-	-	-	-	-	-	\$814,036
RRU	DDR	\$25,000	-	-	-	-	-	-	\$25,000
RRU	DS	\$10,000	-	-	-	-	-	-	\$10,000
Total RRU		\$35,000	-	-	-	-	-	-	\$35,000
CST	ACNR	-	\$1,855,413	-	-	-	-	-	\$1,855,413
CST	ACPR	-	\$59,594	-	-	-	-	-	\$59,594
CST	DDR	-	\$7,187,365	-	-	-	-	-	\$7,187,365
CST	DIH	-	\$35,489	\$68,036	-	-	-	-	\$103,525
CST	LF	-	\$63,840	-	-	-	-	-	\$63,840
Total CST		-	\$9,201,701	\$68,036	-	-	-	-	\$9,269,737
Total Prior Costs		\$849,036	-	-	-	-	-	-	\$849,036
Total Programmed		\$849,036	\$9,201,701	\$68,036	-	-	-	-	\$10,118,773

4505873 - E. INDIANTOWN RD/SR-706 BRIDGES # 930453 & 930454

Type of Work Description Bridge Rehabilitation	Managed by FDOT	Length 0.268	SIS No	L RTP # -
---	--------------------	-----------------	-----------	--------------

Description
MOVABLE BRIDGE REHABILITATION (ELECTRICAL, MECHANICAL AND STRUCTURAL COMPONENTS) OVER INTRACOASTAL WATERWAY

Notes
-

PHASE	FUND SOURCE	PRIOR	FY2026	FY2027	FY2028	FY2029	FY2030	FUTURE	TOTAL
PE	BRRP	\$1,134,973	-	-	-	-	-	-	\$1,134,973
PE	DIH	\$132,857	-	-	-	-	-	-	\$132,857
Total PE		\$1,267,830	-	-	-	-	-	-	\$1,267,830
CST	BRRP	-	-	-	\$12,029,486	-	-	-	\$12,029,486
CST	DIH	-	-	-	\$121,343	-	-	-	\$121,343
Total CST		-	-	-	\$12,150,829	-	-	-	\$12,150,829
Total Prior Costs		\$1,267,830	-	-	-	-	-	-	\$1,267,830
Total Programmed		\$1,267,830	-	-	\$12,150,829	-	-	-	\$13,418,659

4426251 - FL TURNPIKE WEST PALM BEACH SERVICE PLAZA PARKING IMPROVEMENTS (MP 94)

Type of Work Description Rest Area	Managed by FDOT	Length 1.986	SIS Yes	L RTP # -
--	---------------------------	------------------------	-------------------	---------------------

Description
-

Notes
-

PHASE	FUND SOURCE	PRIOR	FY2026	FY2027	FY2028	FY2029	FY2030	FUTURE	TOTAL
PE	PKYI	\$2,936,810	-	-	-	-	-	-	\$2,936,810
Total PE		\$2,936,810	-	-	-	-	-	-	\$2,936,810
ENV	PKYI	\$50,000	-	-	-	-	-	-	\$50,000
Total ENV		\$50,000	-	-	-	-	-	-	\$50,000
RRU	PKYI	\$1,051,497	-	-	-	-	-	-	\$1,051,497
Total RRU		\$1,051,497	-	-	-	-	-	-	\$1,051,497
CST	PKYI	\$35,666,259	\$101,970	-	-	-	-	-	\$35,768,229
Total CST		\$35,666,259	\$101,970	-	-	-	-	-	\$35,768,229
Total Prior Costs		\$39,704,566	-	-	-	-	-	-	\$39,704,566
Total Programmed		\$39,704,566	\$101,970	-	-	-	-	-	\$39,806,536

4463731 - FOREST HILL BLVD/SR-882 FROM E OF LAKE CLARKE DR TO DIXIE HWY/US-1

Type of Work Description Resurfacing	Managed by FDOT	Length 1.077	SIS No	L RTP # -
---	--------------------	-----------------	-----------	--------------

Description
Resurfacing G/W 447547.1

Notes
-

PHASE	FUND SOURCE	PRIOR	FY2026	FY2027	FY2028	FY2029	FY2030	FUTURE	TOTAL
PE	DDR	\$408,967	-	-	-	-	-	-	\$408,967
PE	DIH	\$45,162	-	-	-	-	-	-	\$45,162
Total PE		\$454,129	-	-	-	-	-	-	\$454,129
ENV	DDR	\$10,508	-	-	-	-	-	-	\$10,508
Total ENV		\$10,508	-	-	-	-	-	-	\$10,508
RRU	DDR	\$10,000	\$200,000	-	-	-	-	-	\$210,000
Total RRU		\$10,000	\$200,000	-	-	-	-	-	\$210,000
CST	ACNR	-	-	\$2,231,813	-	-	-	-	\$2,231,813
CST	DDR	-	-	\$694,286	-	-	-	-	\$694,286
CST	DIH	-	-	\$110,595	-	-	-	-	\$110,595
Total CST		-	-	\$3,036,694	-	-	-	-	\$3,036,694
Total Prior Costs		\$474,637	-	-	-	-	-	-	\$474,637
Total Programmed		\$474,637	\$200,000	\$3,036,694	-	-	-	-	\$3,711,331

4329042 - I-95 ASSET MAINTENANCE PALM BEACH COUNTY

Type of Work Description	Managed by	Length	SIS	L RTP #
Routine Maintenance	FDOT	0	No	-

Description

-

Notes

-

PHASE	FUND SOURCE	PRIOR	FY2026	FY2027	FY2028	FY2029	FY2030	FUTURE	TOTAL
CST	DS	\$58,129	-	-	-	-	-	-	\$58,129
Total CST		\$58,129	-	-	-	-	-	-	\$58,129
MNT	D	\$22,956,740	\$4,336,613	\$4,336,613	\$2,124,405	\$3,500,000	\$3,500,000	-	\$40,754,371
Total MNT		\$22,956,740	\$4,336,613	\$4,336,613	\$2,124,405	\$3,500,000	\$3,500,000	-	\$40,754,371
Total Prior Costs		\$23,014,869	-	-	-	-	-	-	\$23,014,869
Total Programmed		\$23,014,869	\$4,336,613	\$4,336,613	\$2,124,405	\$3,500,000	\$3,500,000	-	\$40,812,500

4249333 - I-95 EXPRESS TOLL OPERATIONS PALM BEACH COUNTY

Type of Work Description	Managed by	Length	SIS	L RTP #
Toll Collection	FDOT	0	No	-

Description

-

Notes

-

PHASE	FUND SOURCE	PRIOR	FY2026	FY2027	FY2028	FY2029	FY2030	FUTURE	TOTAL
OPS	TOBD	\$1,629,348	\$332,000	\$347,000	\$362,000	\$377,000	\$390,880	-	\$3,438,228
Total OPS		\$1,629,348	\$332,000	\$347,000	\$362,000	\$377,000	\$390,880	-	\$3,438,228
Total Prior Costs		\$1,629,348	-	-	-	-	-	-	\$1,629,348
Total Programmed		\$1,629,348	\$332,000	\$347,000	\$362,000	\$377,000	\$390,880	-	\$3,438,228

4498101 - LAKE WORTH RD/SR-802 FROM EVERETT COURT TO EAST OF ERIE ST

Type of Work Description Resurfacing	Managed by FDOT	Length 0.482	SIS No	L RTP # -
---	--------------------	-----------------	-----------	--------------

Description
Resurfacing.

Notes
-

PHASE	FUND SOURCE	PRIOR	FY2026	FY2027	FY2028	FY2029	FY2030	FUTURE	TOTAL
PE	DDR	\$202,316	-	-	-	-	-	-	\$202,316
PE	DIH	\$132,617	-	-	-	-	-	-	\$132,617
Total PE		\$334,933	-	-	-	-	-	-	\$334,933
RRU	DDR	-	\$100,000	-	-	-	-	-	\$100,000
Total RRU		-	\$100,000	-	-	-	-	-	\$100,000
CST	DDR	-	-	\$2,577,982	-	-	-	-	\$2,577,982
CST	DIH	-	-	\$92,871	-	-	-	-	\$92,871
Total CST		-	-	\$2,670,853	-	-	-	-	\$2,670,853
Total Prior Costs		\$334,933	-	-	-	-	-	-	\$334,933
Total Programmed		\$334,933	\$100,000	\$2,670,853	-	-	-	-	\$3,105,786

4484361 - LAKE WORTH RD/SR-802 FROM W OF CYPRESS EDGE DR TO W OF CYPRESS ISLES WAY

Type of Work Description	Managed by	Length	SIS	L RTP #
Resurfacing	FDOT	1.088	No	-

Description
Resurfacing.

Notes
-

PHASE	FUND SOURCE	PRIOR	FY2026	FY2027	FY2028	FY2029	FY2030	FUTURE	TOTAL
PE	DIH	\$157,362	-	-	-	-	-	-	\$157,362
PE	DS	\$143,507	-	-	-	-	-	-	\$143,507
Total PE		\$300,869	-	-	-	-	-	-	\$300,869
CST	DDR	-	\$3,751,119	-	-	-	-	-	\$3,751,119
CST	DIH	-	\$98,841	-	-	-	-	-	\$98,841
CST	LF	-	\$26,992	-	-	-	-	-	\$26,992
Total CST		-	\$3,876,952	-	-	-	-	-	\$3,876,952
Total Prior Costs		\$300,869	-	-	-	-	-	-	\$300,869
Total Programmed		\$300,869	\$3,876,952	-	-	-	-	-	\$4,177,821

4166784 - LANDSCAPE MAINTENANCE CITY OF RIVIERA BEACH

Type of Work Description	Managed by	Length	SIS	L RTP #
Routine Maintenance	FDOT	0	No	-

Description
-

Notes
-

PHASE	FUND SOURCE	PRIOR	FY2026	FY2027	FY2028	FY2029	FY2030	FUTURE	TOTAL
MNT	D	\$36,808	\$25,000	\$25,000	\$25,000	-	-	-	\$111,808
Total MNT		\$36,808	\$25,000	\$25,000	\$25,000	-	-	-	\$111,808
Total Prior Costs		\$36,808	-	-	-	-	-	-	\$36,808
Total Programmed		\$36,808	\$25,000	\$25,000	\$25,000	-	-	-	\$111,808

4051212 - LIGHTING CONTRACT IN PALM BEACH

Type of Work Description Lighting	Managed by Responsible Agency Not Available	Length 0	SIS No	L RTP # -
---	---	--------------------	------------------	---------------------

Description

-

Notes

-

PHASE	FUND SOURCE	PRIOR	FY2026	FY2027	FY2028	FY2029	FY2030	FUTURE	TOTAL
MNT	D	\$16,438,643	\$4,231,080	\$4,358,036	\$4,001,626	\$4,121,668	-	-	\$33,151,053
Total MNT		\$16,438,643	\$4,231,080	\$4,358,036	\$4,001,626	\$4,121,668	-	-	\$33,151,053
Total Prior Costs		\$16,438,643	-	-	-	-	-	-	\$16,438,643
Total Programmed		\$16,438,643	\$4,231,080	\$4,358,036	\$4,001,626	\$4,121,668	-	-	\$33,151,053

4498301 - N FEDERAL HWY/SR-5 FROM YAMATO RD TO N OF BAILEY ST

Type of Work Description Resurfacing	Managed by FDOT	Length 1.944	SIS No	L RTP # -
--	---------------------------	------------------------	------------------	---------------------

Description

Resurfacing.

Notes

-

PHASE	FUND SOURCE	PRIOR	FY2026	FY2027	FY2028	FY2029	FY2030	FUTURE	TOTAL
PE	DDR	-	-	-	\$716,824	-	-	-	\$716,824
PE	DIH	-	-	-	\$43,521	-	-	-	\$43,521
Total PE		-	-	-	\$760,345	-	-	-	\$760,345
Total Programmed		-	-	-	\$760,345	-	-	-	\$760,345

4492561 - N OCEAN BLVD/SR A1A AT BOYNTON INLET BRIDGE 930061

Type of Work Description Bridge - Painting	Managed by FDOT	Length 0.025	SIS No	L RTP # -
---	--------------------	-----------------	-----------	--------------

Description
BRIDGE 930061; BRIDGE - PAINTING

Notes
-

PHASE	FUND SOURCE	PRIOR	FY2026	FY2027	FY2028	FY2029	FY2030	FUTURE	TOTAL
PE	BRRP	\$134,251	-	-	-	-	-	-	\$134,251
PE	DIH	\$33,035	-	-	-	-	-	-	\$33,035
Total PE		\$167,286	-	-	-	-	-	-	\$167,286
CST	BRRP	-	\$883,431	-	-	-	-	-	\$883,431
CST	DIH	-	\$32,054	-	-	-	-	-	\$32,054
Total CST		-	\$915,485	-	-	-	-	-	\$915,485
Total Prior Costs		\$167,286	-	-	-	-	-	-	\$167,286
Total Programmed		\$167,286	\$915,485	-	-	-	-	-	\$1,082,771

4506841 - OCEAN BLVD/SR-A1A BRIDGE# 930060 OVER BOCA INLET

Type of Work Description Bridge Rehabilitation	Managed by FDOT	Length 0.102	SIS No	L RTP # -
---	--------------------	-----------------	-----------	--------------

Description
Bridge rehabilitation.

Notes
-

PHASE	FUND SOURCE	PRIOR	FY2026	FY2027	FY2028	FY2029	FY2030	FUTURE	TOTAL
PE	BRRP	\$1,121,352	-	-	-	-	-	-	\$1,121,352
PE	DIH	\$42,184	\$117,450	-	-	-	-	-	\$159,634
Total PE		\$1,163,536	\$117,450	-	-	-	-	-	\$1,280,986
ENV	BRRP	\$51,148	-	-	-	-	-	-	\$51,148
Total ENV		\$51,148	-	-	-	-	-	-	\$51,148
CST	BRRP	-	-	-	\$8,330,209	-	-	-	\$8,330,209
CST	DIH	-	-	-	\$108,785	-	-	-	\$108,785
Total CST		-	-	-	\$8,438,994	-	-	-	\$8,438,994
Total Prior Costs		\$1,214,684	-	-	-	-	-	-	\$1,214,684
Total Programmed		\$1,214,684	\$117,450	-	\$8,438,994	-	-	-	\$9,771,128

4484171 - OCEAN BLVD/SR-A1A FROM N OF IBIS WAY TO N OF EMERALD BEACH WAY

Type of Work Description Resurfacing	Managed by FDOT	Length 2.415	SIS No	L RTP # -
---	--------------------	-----------------	-----------	--------------

Description
Resurfacing.

Notes
-

PHASE	FUND SOURCE	PRIOR	FY2026	FY2027	FY2028	FY2029	FY2030	FUTURE	TOTAL
PE	DDR	\$409,011	-	-	-	-	-	-	\$409,011
PE	DIH	\$32,770	-	-	-	-	-	-	\$32,770
PE	DS	\$273,144	-	-	-	-	-	-	\$273,144
Total PE		\$714,925	-	-	-	-	-	-	\$714,925
ENV	DS	\$351	-	-	-	-	-	-	\$351
Total ENV		\$351	-	-	-	-	-	-	\$351
CST	ACNR	-	\$2,773,237	-	-	-	-	-	\$2,773,237
CST	DDR	-	\$636,540	-	-	-	-	-	\$636,540
CST	DIH	-	\$127,769	-	-	-	-	-	\$127,769
CST	LF	-	\$50,927	-	-	-	-	-	\$50,927
Total CST		-	\$3,588,473	-	-	-	-	-	\$3,588,473
Total Prior Costs		\$715,276	-	-	-	-	-	-	\$715,276
Total Programmed		\$715,276	\$3,588,473	-	-	-	-	-	\$4,303,749

4461791 - OKEECHOBEE BLVD/SR-704 AT LAKEVIEW AVE FROM E TAMARIND AVE TO W S FLAGLER DR

Type of Work Description Resurfacing	Managed by FDOT	Length 1.404	SIS No	L RTP # -
---	--------------------	-----------------	-----------	--------------

Description
Resurfacing.

Notes
-

PHASE	FUND SOURCE	PRIOR	FY2026	FY2027	FY2028	FY2029	FY2030	FUTURE	TOTAL
PE	DDR	\$626,940	-	-	-	-	-	-	\$626,940
PE	DIH	\$61,466	-	-	-	-	-	-	\$61,466
PE	LF	\$800,000	-	-	-	-	-	-	\$800,000
Total PE		\$1,488,406	-	-	-	-	-	-	\$1,488,406
RRU	ACNR	\$25,000	\$25,000	-	-	-	-	-	\$50,000
RRU	DDR	\$8,000	-	-	-	-	-	-	\$8,000
RRU	LF	-	\$2,000,000	-	-	-	-	-	\$2,000,000
Total RRU		\$33,000	\$2,025,000	-	-	-	-	-	\$2,058,000
CST	ACNR	-	\$3,804,216	-	-	-	-	-	\$3,804,216
CST	DDR	-	\$1,829,670	-	-	-	-	-	\$1,829,670
CST	DIH	-	\$62,725	-	-	-	-	-	\$62,725
CST	LF	-	\$12,703,479	-	-	-	-	-	\$12,703,479
Total CST		-	\$18,400,090	-	-	-	-	-	\$18,400,090
Total Prior Costs		\$1,521,406	-	-	-	-	-	-	\$1,521,406
Total Programmed		\$1,521,406	\$20,425,090	-	-	-	-	-	\$21,946,496

4438672 - OLD DIXIE HWY/ALT A1A/SR-811 OVER LOXAHATCHEE RIVER BRIDGE 930339

Type of Work Description	Managed by	Length	SIS	L RTP #
Bridge-Repair/Rehabilitation	FDOT	0.219	No	-

Description
BRIDGE-REPAIR/REHABILITATION; FENDER SYSTEM REPAIR

Notes
-

PHASE	FUND SOURCE	PRIOR	FY2026	FY2027	FY2028	FY2029	FY2030	FUTURE	TOTAL
PE	BRRP	\$118,418	-	-	-	-	-	-	\$118,418
PE	DIH	\$13,642	-	-	-	-	-	-	\$13,642
Total PE		\$132,060	-	-	-	-	-	-	\$132,060
ENV	BRRP	\$16,378	-	-	-	-	-	-	\$16,378
ENV	DS	\$250	-	-	-	-	-	-	\$250
Total ENV		\$16,628	-	-	-	-	-	-	\$16,628
RRU	BRRP	\$332,800	-	-	-	-	-	-	\$332,800
RRU	DS	\$10,000	-	-	-	-	-	-	\$10,000
Total RRU		\$342,800	-	-	-	-	-	-	\$342,800
CST	BRRP	-	\$1,004,029	-	-	-	-	-	\$1,004,029
CST	DIH	-	\$47,244	-	-	-	-	-	\$47,244
Total CST		-	\$1,051,273	-	-	-	-	-	\$1,051,273
Total Prior Costs		\$491,488	-	-	-	-	-	-	\$491,488
Total Programmed		\$491,488	\$1,051,273	-	-	-	-	-	\$1,542,761

4162556 - PALM BCH CO ITS MAINTENANCE

Type of Work Description Its Freeway Management	Managed by FDOT	Length 0	SIS Yes	L RTP # -
--	--------------------	-------------	------------	--------------

Description
-

Notes
-

PHASE	FUND SOURCE	PRIOR	FY2026	FY2027	FY2028	FY2029	FY2030	FUTURE	TOTAL
MNT	D	\$2,883,995	\$1,685,600	\$1,300,267	\$1,291,859	-	-	-	\$7,161,721
MNT	TMBD	\$1,306,818	\$725,848	\$725,848	\$725,848	-	-	-	\$3,484,362
Total MNT		\$4,190,813	\$2,411,448	\$2,026,115	\$2,017,707	-	-	-	\$10,646,083
Total Prior Costs		\$4,190,813	-	-	-	-	-	-	\$4,190,813
Total Programmed		\$4,190,813	\$2,411,448	\$2,026,115	\$2,017,707	-	-	-	\$10,646,083

4162557 - PALM BCH CO ITS MAINTENANCE

Type of Work Description Its Freeway Management	Managed by FDOT	Length 0	SIS No	L RTP # -
--	--------------------	-------------	-----------	--------------

Description
-

Notes
-

PHASE	FUND SOURCE	PRIOR	FY2026	FY2027	FY2028	FY2029	FY2030	FUTURE	TOTAL
MNT	TMBD	-	-	-	-	\$2,411,448	-	-	\$2,411,448
Total MNT		-	-	-	-	\$2,411,448	-	-	\$2,411,448
Total Programmed		-	-	-	-	\$2,411,448	-	-	\$2,411,448

4504952 - PALM BCH CO SUPPLEMENTAL CREW LABOR, MATERIALS, & EQUIPMENT

Type of Work Description	Managed by	Length	SIS	L RTP #
Routine Maintenance	FDOT	0	No	-

Description

-

Notes

-

PHASE	FUND SOURCE	PRIOR	FY2026	FY2027	FY2028	FY2029	FY2030	FUTURE	TOTAL
MNT	D	-	-	-	-	\$300,000	\$300,000	-	\$600,000
Total MNT		-	-	-	-	\$300,000	\$300,000	-	\$600,000
Total Programmed		-	-	-	-	\$300,000	\$300,000	-	\$600,000

4504953 - PALM BCH CO SUPPLEMENTAL CREW LABOR, MATERIALS, & EQUIPMENT

Type of Work Description	Managed by	Length	SIS	L RTP #
Routine Maintenance	FDOT	0	No	-

Description

-

Notes

-

PHASE	FUND SOURCE	PRIOR	FY2026	FY2027	FY2028	FY2029	FY2030	FUTURE	TOTAL
MNT	D	-	-	-	-	\$500,000	-	-	\$500,000
Total MNT		-	-	-	-	\$500,000	-	-	\$500,000
Total Programmed		-	-	-	-	\$500,000	-	-	\$500,000

4504954 - PALM BCH CO SUPPLEMENTAL CREW LABOR, MATERIALS, & EQUIPMENT

Type of Work Description	Managed by	Length	SIS	LRTP #
Routine Maintenance	FDOT	-	No	-

Description

-

Notes

-

PHASE	FUND SOURCE	PRIOR	FY2026	FY2027	FY2028	FY2029	FY2030	FUTURE	TOTAL
MNT	D	\$300,000	-	\$300,000	-	-	-	-	\$600,000
Total MNT		\$300,000	-	\$300,000	-	-	-	-	\$600,000
Total Prior Costs		\$300,000	-	-	-	-	-	-	\$300,000
Total Programmed		\$300,000	-	\$300,000	-	-	-	-	\$600,000

4408824 - PALM BEACH BOLD LANDSCAPE AREAS

Type of Work Description	Managed by	Length	SIS	LRTP #
Landscaping	FDOT	0	No	-

Description

-

Notes

-

PHASE	FUND SOURCE	PRIOR	FY2026	FY2027	FY2028	FY2029	FY2030	FUTURE	TOTAL
MNT	D	\$500,000	\$250,000	-	-	-	-	-	\$750,000
Total MNT		\$500,000	\$250,000	-	-	-	-	-	\$750,000
Total Prior Costs		\$500,000	-	-	-	-	-	-	\$500,000
Total Programmed		\$500,000	\$250,000	-	-	-	-	-	\$750,000

4408825 - PALM BEACH BOLD LANDSCAPE AREAS

Type of Work Description Landscaping	Managed by FDOT	Length 0	SIS No	L RTP # -
--	---------------------------	--------------------	------------------	---------------------

Description
-

Notes
-

PHASE	FUND SOURCE	PRIOR	FY2026	FY2027	FY2028	FY2029	FY2030	FUTURE	TOTAL
MNT	D	-	-	\$600,000	\$600,000	\$600,000	-	-	\$1,800,000
Total MNT		-	-	\$600,000	\$600,000	\$600,000	-	-	\$1,800,000
Total Programmed		-	-	\$600,000	\$600,000	\$600,000	-	-	\$1,800,000

4283348 - PALM BEACH CO NPDES

Type of Work Description Routine Maintenance	Managed by FDOT	Length 0	SIS No	L RTP # -
--	---------------------------	--------------------	------------------	---------------------

Description
-

Notes
-

PHASE	FUND SOURCE	PRIOR	FY2026	FY2027	FY2028	FY2029	FY2030	FUTURE	TOTAL
MNT	D	-	-	-	\$250,000	\$250,000	\$250,000	-	\$750,000
Total MNT		-	-	-	\$250,000	\$250,000	\$250,000	-	\$750,000
Total Programmed		-	-	-	\$250,000	\$250,000	\$250,000	-	\$750,000

4041979 - PALM BEACH COUNTY DESILTING DRAINAGE REPAIRS

Type of Work Description Drainage Improvements	Managed by FDOT	Length 0	SIS No	L RTP # -
--	---------------------------	--------------------	------------------	---------------------

Description
DESILTING DRAINAGE REPAIRS

Notes
-

PHASE	FUND SOURCE	PRIOR	FY2026	FY2027	FY2028	FY2029	FY2030	FUTURE	TOTAL
MNT	D	-	\$200,000	\$200,000	\$200,000	-	-	-	\$600,000
Total MNT		-	\$200,000	\$200,000	\$200,000	-	-	-	\$600,000
Total Programmed		-	\$200,000	\$200,000	\$200,000	-	-	-	\$600,000

4512601 - PALM BEACH COUNTY DITCH CLEANING

Type of Work Description Routine Maintenance	Managed by FDOT	Length 0	SIS No	L RTP # -
--	---------------------------	--------------------	------------------	---------------------

Description
-

Notes
-

PHASE	FUND SOURCE	PRIOR	FY2026	FY2027	FY2028	FY2029	FY2030	FUTURE	TOTAL
MNT	D	\$70,000	\$35,000	\$35,000	-	-	-	-	\$140,000
Total MNT		\$70,000	\$35,000	\$35,000	-	-	-	-	\$140,000
Total Prior Costs		\$70,000	-	-	-	-	-	-	\$70,000
Total Programmed		\$70,000	\$35,000	\$35,000	-	-	-	-	\$140,000

4512602 - PALM BEACH COUNTY DITCH CLEANING

Type of Work Description	Managed by	Length	SIS	L RTP #
Routine Maintenance	FDOT	0	No	-

Description

-

Notes

-

PHASE	FUND SOURCE	PRIOR	FY2026	FY2027	FY2028	FY2029	FY2030	FUTURE	TOTAL
MNT	D	-	-	-	\$35,000	\$35,000	\$35,000	-	\$105,000
Total MNT		-	-	-	\$35,000	\$35,000	\$35,000	-	\$105,000
Total Programmed		-	-	-	\$35,000	\$35,000	\$35,000	-	\$105,000

4550361 - PALM BEACH COUNTY DRAINAGE REPAIRS

Type of Work Description	Managed by	Length	SIS	L RTP #
Routine Maintenance	FDOT	-	No	-

Description

-

Notes

-

PHASE	FUND SOURCE	PRIOR	FY2026	FY2027	FY2028	FY2029	FY2030	FUTURE	TOTAL
MNT	D	-	-	-	-	\$200,000	\$200,000	-	\$400,000
Total MNT		-	-	-	-	\$200,000	\$200,000	-	\$400,000
Total Programmed		-	-	-	-	\$200,000	\$200,000	-	\$400,000

4162164 - PALM BEACH COUNTY FOR LANDSCAPE MAINTENANCE

Type of Work Description	Managed by	Length	SIS	L RTP #
Routine Maintenance	FDOT	0	No	-

Description

-

Notes

-

PHASE	FUND SOURCE	PRIOR	FY2026	FY2027	FY2028	FY2029	FY2030	FUTURE	TOTAL
MNT	D	-	\$200,000	\$200,000	\$200,000	-	-	-	\$600,000
Total MNT		-	\$200,000	\$200,000	\$200,000	-	-	-	\$600,000
Total Programmed		-	\$200,000	\$200,000	\$200,000	-	-	-	\$600,000

4480511 - PALM BEACH COUNTY GUARDRAIL REPAIR PRIMARY RDS

Type of Work Description	Managed by	Length	SIS	L RTP #
Routine Maintenance	FDOT	0	No	-

Description

-

Notes

-

PHASE	FUND SOURCE	PRIOR	FY2026	FY2027	FY2028	FY2029	FY2030	FUTURE	TOTAL
MNT	D	-	\$200,000	\$200,000	\$200,000	-	-	-	\$600,000
Total MNT		-	\$200,000	\$200,000	\$200,000	-	-	-	\$600,000
Total Programmed		-	\$200,000	\$200,000	\$200,000	-	-	-	\$600,000

4480512 - PALM BEACH COUNTY GUARDRAIL REPAIR PRIMARY ROADS

Type of Work Description	Managed by	Length	SIS	L RTP #
Routine Maintenance	FDOT	-	No	-

Description

-

Notes

-

PHASE	FUND SOURCE	PRIOR	FY2026	FY2027	FY2028	FY2029	FY2030	FUTURE	TOTAL
MNT	D	-	-	-	-	\$200,000	\$200,000	-	\$400,000
Total MNT		-	-	-	-	\$200,000	\$200,000	-	\$400,000
Total Programmed		-	-	-	-	\$200,000	\$200,000	-	\$400,000

4277998 - PALM BEACH COUNTY HERBICIDE

Type of Work Description	Managed by	Length	SIS	L RTP #
Routine Maintenance	FDOT	0	No	-

Description

-

Notes

-

PHASE	FUND SOURCE	PRIOR	FY2026	FY2027	FY2028	FY2029	FY2030	FUTURE	TOTAL
MNT	D	\$75,000	\$75,000	-	-	-	-	-	\$150,000
Total MNT		\$75,000	\$75,000	-	-	-	-	-	\$150,000
Total Prior Costs		\$75,000	-	-	-	-	-	-	\$75,000
Total Programmed		\$75,000	\$75,000	-	-	-	-	-	\$150,000

4277999 - PALM BEACH COUNTY HERBICIDE

Type of Work Description	Managed by	Length	SIS	LRTP #
Routine Maintenance	FDOT	0	No	-

Description

-

Notes

-

PHASE	FUND SOURCE	PRIOR	FY2026	FY2027	FY2028	FY2029	FY2030	FUTURE	TOTAL
MNT	D	\$100,000	-	\$75,000	\$75,000	\$75,000	-	-	\$325,000
Total MNT		\$100,000	-	\$75,000	\$75,000	\$75,000	-	-	\$325,000
Total Prior Costs		\$100,000	-	-	-	-	-	-	\$100,000
Total Programmed		\$100,000	-	\$75,000	\$75,000	\$75,000	-	-	\$325,000

4549911 - PALM BEACH COUNTY HERBICIDE

Type of Work Description	Managed by	Length	SIS	LRTP #
Routine Maintenance	FDOT	-	No	-

Description

-

Notes

-

PHASE	FUND SOURCE	PRIOR	FY2026	FY2027	FY2028	FY2029	FY2030	FUTURE	TOTAL
MNT	D	-	-	-	-	-	\$75,000	-	\$75,000
Total MNT		-	-	-	-	-	\$75,000	-	\$75,000
Total Programmed		-	-	-	-	-	\$75,000	-	\$75,000

2342892 - PALM BEACH COUNTY INTERSTATE-BRIDGES

Type of Work Description	Managed by	Length	SIS	LRTP #
Routine Maintenance	FDOT	0	Yes	-

Description

-

Notes

-

PHASE	FUND SOURCE	PRIOR	FY2026	FY2027	FY2028	FY2029	FY2030	FUTURE	TOTAL
MNT	D	\$1,331,013	\$25,000	\$25,000	\$25,000	-	-	-	\$1,406,013
Total MNT		\$1,331,013	\$25,000	\$25,000	\$25,000	-	-	-	\$1,406,013
Total Prior Costs		\$1,331,013	-	-	-	-	-	-	\$1,331,013
Total Programmed		\$1,331,013	\$25,000	\$25,000	\$25,000	-	-	-	\$1,406,013

2342891 - PALM BEACH COUNTY INTERSTATE-RDWAY

Type of Work Description	Managed by	Length	SIS	LRTP #
Routine Maintenance	FDOT	0	Yes	-

Description

ROUTINE MAINTENANCE

Notes

-

PHASE	FUND SOURCE	PRIOR	FY2026	FY2027	FY2028	FY2029	FY2030	FUTURE	TOTAL
MNT	D	\$16,536,638	\$60,000	\$60,000	\$60,000	-	-	-	\$16,716,638
MNT	DIOH	\$85,776	-	-	-	-	-	-	\$85,776
Total MNT		\$16,622,414	\$60,000	\$60,000	\$60,000	-	-	-	\$16,802,414
Total Prior Costs		\$16,622,414	-	-	-	-	-	-	\$16,622,414
Total Programmed		\$16,622,414	\$60,000	\$60,000	\$60,000	-	-	-	\$16,802,414

4162584 - PALM BEACH COUNTY ITS FACILITY OPERATE AND MAINTAIN JPA

Type of Work Description	Managed by	Length	SIS	LRTP #
Its Freeway Management	FDOT	0	No	-

Description
O&M JPA TO OPERATE FACILITY

Notes
-

PHASE	FUND SOURCE	PRIOR	FY2026	FY2027	FY2028	FY2029	FY2030	FUTURE	TOTAL
OPS	DDR	\$50,000	\$50,000	\$50,000	\$50,000	\$50,000	\$50,000	-	\$300,000
Total OPS		\$50,000	\$50,000	\$50,000	\$50,000	\$50,000	\$50,000	-	\$300,000
Total Prior Costs		\$50,000	-	-	-	-	-	-	\$50,000
Total Programmed		\$50,000	\$50,000	\$50,000	\$50,000	\$50,000	\$50,000	-	\$300,000

4515851 - PALM BEACH COUNTY JPA SIGNAL MAINTENANCE & OPS ON STATE HWY SYSTEM

Type of Work Description	Managed by	Length	SIS	LRTP #
Traffic Signals	Palm Beach County	0	No	-

Description
NEW MSCA TARGET STARTING IN FY28

Notes
-

PHASE	FUND SOURCE	PRIOR	FY2026	FY2027	FY2028	FY2029	FY2030	FUTURE	TOTAL
MNT	D	-	-	-	\$4,174,753	\$4,949,589	\$3,920,386	-	\$13,044,728
Total MNT		-	-	-	\$4,174,753	\$4,949,589	\$3,920,386	-	\$13,044,728
Total Programmed		-	-	-	\$4,174,753	\$4,949,589	\$3,920,386	-	\$13,044,728

4329195 - PALM BEACH COUNTY NORTH MOWING

Type of Work Description	Managed by	Length	SIS	LRTP #
Routine Maintenance	FDOT	0	No	-

Description

-

Notes

-

PHASE	FUND SOURCE	PRIOR	FY2026	FY2027	FY2028	FY2029	FY2030	FUTURE	TOTAL
MNT	D	\$420,000	\$210,000	-	-	-	-	-	\$630,000
Total MNT		\$420,000	\$210,000	-	-	-	-	-	\$630,000
Total Prior Costs		\$420,000	-	-	-	-	-	-	\$420,000
Total Programmed		\$420,000	\$210,000	-	-	-	-	-	\$630,000

4329196 - PALM BEACH COUNTY NORTH MOWING

Type of Work Description	Managed by	Length	SIS	LRTP #
Routine Maintenance	FDOT	0	No	-

Description

-

Notes

-

PHASE	FUND SOURCE	PRIOR	FY2026	FY2027	FY2028	FY2029	FY2030	FUTURE	TOTAL
MNT	D	-	-	\$210,000	\$210,000	\$210,000	-	-	\$630,000
Total MNT		-	-	\$210,000	\$210,000	\$210,000	-	-	\$630,000
Total Programmed		-	-	\$210,000	\$210,000	\$210,000	-	-	\$630,000

2335145 - PALM BEACH COUNTY NPDES

Type of Work Description	Managed by	Length	SIS	L RTP #
Routine Maintenance	Northern Palm Beach County Impr	0	No	-

Description
NPDES PROGRAM FOR PALM BEACH COUNTY NPDES-MS4; MUNICIPAL SEPERATE STORM SEWER SYSTEM

Notes
-

PHASE	FUND SOURCE	PRIOR	FY2026	FY2027	FY2028	FY2029	FY2030	FUTURE	TOTAL
MNT	D	\$41,250	\$13,750	\$13,750	\$13,750	-	-	-	\$82,500
Total MNT		\$41,250	\$13,750	\$13,750	\$13,750	-	-	-	\$82,500
Total Prior Costs		\$41,250	-	-	-	-	-	-	\$41,250
Total Programmed		\$41,250	\$13,750	\$13,750	\$13,750	-	-	-	\$82,500

4130829 - PALM BEACH COUNTY PAVEMENT MARKERS

Type of Work Description	Managed by	Length	SIS	L RTP #
Routine Maintenance	FDOT	0	No	-

Description
-

Notes
-

PHASE	FUND SOURCE	PRIOR	FY2026	FY2027	FY2028	FY2029	FY2030	FUTURE	TOTAL
MNT	D	-	-	\$100,000	\$100,000	\$100,000	-	-	\$300,000
Total MNT		-	-	\$100,000	\$100,000	\$100,000	-	-	\$300,000
Total Programmed		-	-	\$100,000	\$100,000	\$100,000	-	-	\$300,000

4292506 - PALM BEACH COUNTY PAVEMENT MARKING AND SIGNING

Type of Work Description	Managed by	Length	SIS	L RTP #
Signing/Pavement Markings	FDOT	0	No	-

Description

-

Notes

-

PHASE	FUND SOURCE	PRIOR	FY2026	FY2027	FY2028	FY2029	FY2030	FUTURE	TOTAL
CST	DDR	-	\$1,140,080	-	-	-	-	-	\$1,140,080
CST	DIH	-	\$90,640	-	-	-	-	-	\$90,640
Total CST		-	\$1,230,720	-	-	-	-	-	\$1,230,720
Total Programmed		-	\$1,230,720	-	-	-	-	-	\$1,230,720

4292507 - PALM BEACH COUNTY PAVEMENT MARKING AND SIGNING

Type of Work Description	Managed by	Length	SIS	L RTP #
Signing/Pavement Markings	FDOT	0	No	-

Description

PUSH-BUTTON CONTRACT

Notes

-

PHASE	FUND SOURCE	PRIOR	FY2026	FY2027	FY2028	FY2029	FY2030	FUTURE	TOTAL
CST	DDR	-	-	-	\$1,155,000	-	-	-	\$1,155,000
CST	DIH	-	-	-	\$50,000	-	-	-	\$50,000
Total CST		-	-	-	\$1,205,000	-	-	-	\$1,205,000
Total Programmed		-	-	-	\$1,205,000	-	-	-	\$1,205,000

4292508 - PALM BEACH COUNTY PAVEMENT MARKING AND SIGNING

Type of Work Description	Managed by	Length	SIS	LRTP #
Signing/Pavement Markings	FDOT	-	No	-

Description
PUSH-BUTTON

Notes
-

PHASE	FUND SOURCE	PRIOR	FY2026	FY2027	FY2028	FY2029	FY2030	FUTURE	TOTAL
CST	DDR	-	-	-	-	-	\$1,738,501	-	\$1,738,501
CST	DIH	-	-	-	-	-	\$174,900	-	\$174,900
Total CST		-	-	-	-	-	\$1,913,401	-	\$1,913,401
Total Programmed		-	-	-	-	-	\$1,913,401	-	\$1,913,401

4444333 - PALM BEACH COUNTY PAVEMENT MARKINGS

Type of Work Description	Managed by	Length	SIS	LRTP #
Routine Maintenance	FDOT	0	No	-

Description
-

Notes
-

PHASE	FUND SOURCE	PRIOR	FY2026	FY2027	FY2028	FY2029	FY2030	FUTURE	TOTAL
MNT	D	-	-	\$500,000	-	\$500,000	-	-	\$1,000,000
Total MNT		-	-	\$500,000	-	\$500,000	-	-	\$1,000,000
Total Programmed		-	-	\$500,000	-	\$500,000	-	-	\$1,000,000

4444334 - PALM BEACH COUNTY PAVEMENT MARKINGS

Type of Work Description	Managed by	Length	SIS	LRTP #
Routine Maintenance	FDOT	0	No	-

Description

-

Notes

-

PHASE	FUND SOURCE	PRIOR	FY2026	FY2027	FY2028	FY2029	FY2030	FUTURE	TOTAL
MNT	D	-	-	-	-	-	\$500,000	-	\$500,000
Total MNT		-	-	-	-	-	\$500,000	-	\$500,000
Total Programmed		-	-	-	-	-	\$500,000	-	\$500,000

4444332 - PALM BEACH COUNTY PAVEMENT MARKINGS-LONG LINE

Type of Work Description	Managed by	Length	SIS	LRTP #
Routine Maintenance	FDOT	0	No	-

Description

-

Notes

-

PHASE	FUND SOURCE	PRIOR	FY2026	FY2027	FY2028	FY2029	FY2030	FUTURE	TOTAL
MNT	D	\$1,057,353	\$250,000	-	-	-	-	-	\$1,307,353
Total MNT		\$1,057,353	\$250,000	-	-	-	-	-	\$1,307,353
Total Prior Costs		\$1,057,353	-	-	-	-	-	-	\$1,057,353
Total Programmed		\$1,057,353	\$250,000	-	-	-	-	-	\$1,307,353

4378694 - PALM BEACH COUNTY PAVEMENT STRIPING

Type of Work Description	Managed by	Length	SIS	L RTP #
Routine Maintenance	FDOT	0	No	-

Description

-

Notes

-

PHASE	FUND SOURCE	PRIOR	FY2026	FY2027	FY2028	FY2029	FY2030	FUTURE	TOTAL
MNT	D	-	\$200,000	\$200,000	\$200,000	-	-	-	\$600,000
Total MNT		-	\$200,000	\$200,000	\$200,000	-	-	-	\$600,000
Total Programmed		-	\$200,000	\$200,000	\$200,000	-	-	-	\$600,000

4378695 - PALM BEACH COUNTY PAVEMENT STRIPING

Type of Work Description	Managed by	Length	SIS	L RTP #
Routine Maintenance	FDOT	0	No	-

Description

-

Notes

-

PHASE	FUND SOURCE	PRIOR	FY2026	FY2027	FY2028	FY2029	FY2030	FUTURE	TOTAL
MNT	D	-	-	-	-	\$200,000	-	-	\$200,000
Total MNT		-	-	-	-	\$200,000	-	-	\$200,000
Total Programmed		-	-	-	-	\$200,000	-	-	\$200,000

4297718 - PALM BEACH COUNTY PIPE DESILTING-NORTH

Type of Work Description	Managed by	Length	SIS	LRTP #
Routine Maintenance	FDOT	0	No	-

Description

-

Notes

-

PHASE	FUND SOURCE	PRIOR	FY2026	FY2027	FY2028	FY2029	FY2030	FUTURE	TOTAL
MNT	D	\$400,000	\$200,000	-	-	-	-	-	\$600,000
Total MNT		\$400,000	\$200,000	-	-	-	-	-	\$600,000
Total Prior Costs		\$400,000	-	-	-	-	-	-	\$400,000
Total Programmed		\$400,000	\$200,000	-	-	-	-	-	\$600,000

4297719 - PALM BEACH COUNTY PIPE DESILTING-NORTH

Type of Work Description	Managed by	Length	SIS	LRTP #
Routine Maintenance	FDOT	-	No	-

Description

-

Notes

-

PHASE	FUND SOURCE	PRIOR	FY2026	FY2027	FY2028	FY2029	FY2030	FUTURE	TOTAL
MNT	D	-	-	\$250,000	\$250,000	\$250,000	-	-	\$750,000
Total MNT		-	-	\$250,000	\$250,000	\$250,000	-	-	\$750,000
Total Programmed		-	-	\$250,000	\$250,000	\$250,000	-	-	\$750,000

4549921 - PALM BEACH COUNTY PIPE DESILTING-NORTH

Type of Work Description	Managed by	Length	SIS	L RTP #
Routine Maintenance	FDOT	-	No	-

Description

-

Notes

-

PHASE	FUND SOURCE	PRIOR	FY2026	FY2027	FY2028	FY2029	FY2030	FUTURE	TOTAL
MNT	D	-	-	-	-	-	\$250,000	-	\$250,000
Total MNT		-	-	-	-	-	\$250,000	-	\$250,000
Total Programmed		-	-	-	-	-	\$250,000	-	\$250,000

4063509 - PALM BEACH COUNTY PRIMARY MOT

Type of Work Description	Managed by	Length	SIS	L RTP #
Routine Maintenance	FDOT	0	No	-

Description

-

Notes

-

PHASE	FUND SOURCE	PRIOR	FY2026	FY2027	FY2028	FY2029	FY2030	FUTURE	TOTAL
MNT	D	\$25,000	\$25,000	\$25,000	-	-	-	-	\$75,000
Total MNT		\$25,000	\$25,000	\$25,000	-	-	-	-	\$75,000
Total Prior Costs		\$25,000	-	-	-	-	-	-	\$25,000
Total Programmed		\$25,000	\$25,000	\$25,000	-	-	-	-	\$75,000

4512591 - PALM BEACH COUNTY PRIMARY MOT

Type of Work Description	Managed by	Length	SIS	L RTP #
Routine Maintenance	FDOT	0	No	-

Description

-

Notes

-

PHASE	FUND SOURCE	PRIOR	FY2026	FY2027	FY2028	FY2029	FY2030	FUTURE	TOTAL
MNT	D	-	-	-	\$50,000	\$50,000	\$50,000	-	\$150,000
Total MNT		-	-	-	\$50,000	\$50,000	\$50,000	-	\$150,000
Total Programmed		-	-	-	\$50,000	\$50,000	\$50,000	-	\$150,000

4259609 - PALM BEACH COUNTY PUSH-BUTTON CONTRACT FOR SIGNALIZATION

Type of Work Description	Managed by	Length	SIS	L RTP #
Traffic Control Devices/System	FDOT	0	No	-

Description

-

Notes

-

PHASE	FUND SOURCE	PRIOR	FY2026	FY2027	FY2028	FY2029	FY2030	FUTURE	TOTAL
CST	DDR	-	-	\$1,400,000	-	-	-	-	\$1,400,000
CST	DIH	-	-	\$175,230	-	-	-	-	\$175,230
CST	DS	-	-	\$238,950	-	-	-	-	\$238,950
Total CST		-	-	\$1,814,180	-	-	-	-	\$1,814,180
Total Programmed		-	-	\$1,814,180	-	-	-	-	\$1,814,180

4550381 - PALM BEACH COUNTY PUSH-BUTTON CONTRACT FOR SIGNALIZATION

Type of Work Description	Managed by	Length	SIS	L RTP #
Traffic Control Devices/System	FDOT	-	No	-

Description
PUSH-BUTTON

Notes
-

PHASE	FUND SOURCE	PRIOR	FY2026	FY2027	FY2028	FY2029	FY2030	FUTURE	TOTAL
CST	DDR	-	-	-	-	\$1,500,000	-	-	\$1,500,000
CST	DIH	-	-	-	-	\$180,345	-	-	\$180,345
CST	DS	-	-	-	-	\$245,925	-	-	\$245,925
Total CST		-	-	-	-	\$1,926,270	-	-	\$1,926,270
Total Programmed		-	-	-	-	\$1,926,270	-	-	\$1,926,270

4363404 - PALM BEACH COUNTY PUSH BUTTON CONTRACT TRAFFIC OPS (ROADWAY)

Type of Work Description	Managed by	Length	SIS	L RTP #
Miscellaneous Construction	FDOT	0	No	-

Description
-

Notes
-

PHASE	FUND SOURCE	PRIOR	FY2026	FY2027	FY2028	FY2029	FY2030	FUTURE	TOTAL
CST	DDR	-	\$1,738,309	-	-	-	-	-	\$1,738,309
CST	DIH	-	\$174,760	-	-	-	-	-	\$174,760
Total CST		-	\$1,913,069	-	-	-	-	-	\$1,913,069
Total Programmed		-	\$1,913,069	-	-	-	-	-	\$1,913,069

4363405 - PALM BEACH COUNTY PUSH BUTTON CONTRACT TRAFFIC OPS (ROADWAY)

Type of Work Description	Managed by	Length	SIS	L RTP #
Miscellaneous Construction	FDOT	0	No	-

Description

-

Notes

-

PHASE	FUND SOURCE	PRIOR	FY2026	FY2027	FY2028	FY2029	FY2030	FUTURE	TOTAL
CST	DDR	-	-	-	\$2,083,783	-	-	-	\$2,083,783
CST	DIH	-	-	-	\$95,720	-	-	-	\$95,720
Total CST		-	-	-	\$2,179,503	-	-	-	\$2,179,503
Total Programmed		-	-	-	\$2,179,503	-	-	-	\$2,179,503

4363406 - PALM BEACH COUNTY PUSH-BUTTON CONTRACT TRAFFIC OPS (ROADWAY)

Type of Work Description	Managed by	Length	SIS	L RTP #
Miscellaneous Construction	FDOT	-	No	-

Description

PUSH-BUTTON

Notes

-

PHASE	FUND SOURCE	PRIOR	FY2026	FY2027	FY2028	FY2029	FY2030	FUTURE	TOTAL
CST	DDR	-	-	-	-	-	\$2,292,069	-	\$2,292,069
CST	DIH	-	-	-	-	-	\$98,515	-	\$98,515
Total CST		-	-	-	-	-	\$2,390,584	-	\$2,390,584
Total Programmed		-	-	-	-	-	\$2,390,584	-	\$2,390,584

2319245 - PALM BEACH COUNTY RD RANGER SERVICE PATROL

Type of Work Description Service Patrol/Fhp	Managed by FDOT	Length 0	SIS Yes	L RTP # -
--	--------------------	-------------	------------	--------------

Description
-

Notes
-

PHASE	FUND SOURCE	PRIOR	FY2026	FY2027	FY2028	FY2029	FY2030	FUTURE	TOTAL
OPS	DDR	\$5,981,191	-	\$406,760	\$2,300,000	-	-	-	\$8,687,951
OPS	DSPC	\$2,403,966	\$3,250,842	\$2,377,240	-	-	-	-	\$8,032,048
OPS	TOBD	\$1,396,409	-	\$216,000	\$222,000	-	-	-	\$1,834,409
Total OPS		\$9,781,566	\$3,250,842	\$3,000,000	\$2,522,000	-	-	-	\$18,554,408
Total Prior Costs		\$9,781,566	-	-	-	-	-	-	\$9,781,566
Total Programmed		\$9,781,566	\$3,250,842	\$3,000,000	\$2,522,000	-	-	-	\$18,554,408

2319246 - PALM BEACH COUNTY RD RANGER SERVICE PATROL

Type of Work Description Service Patrol/Fhp	Managed by FDOT	Length 0	SIS Yes	L RTP # -
--	--------------------	-------------	------------	--------------

Description
FREEWAY SERVICE PATROL ON INTERSTATE/ 24/7 SERVICE

Notes
-

PHASE	FUND SOURCE	PRIOR	FY2026	FY2027	FY2028	FY2029	FY2030	FUTURE	TOTAL
MNT	DDR	-	-	-	-	-	-	\$7,095,817	\$7,095,817
Total MNT		-	-	-	-	-	-	\$7,095,817	\$7,095,817
OPS	DDR	-	-	-	-	-	\$2,297,200	-	\$2,297,200
OPS	DSPC	-	-	-	\$1,115,531	\$2,288,478	\$1,952,850	-	\$5,356,859
Total OPS		-	-	-	\$1,115,531	\$2,288,478	\$4,250,050	-	\$7,654,059
Total Future Costs		-	-	-	-	-	-	\$7,095,817	\$7,095,817
Total Programmed		-	-	-	\$1,115,531	\$2,288,478	\$4,250,050	\$7,095,817	\$14,749,876

4278023 - PALM BEACH COUNTY SIGNAL MAINTENANCE & OPERATIONS ON STATE HWY SYSTEM

Type of Work Description	Managed by	Length	SIS	L RTP #
Traffic Signals	Palm Beach County	0	No	-

Description

PALM BEACH COUNTY JPA FOR SIGNAL MAINTENANCE AND OPERATIONS ON THE STATE HIGHWAY SYSTEM 88-02 = TOWN OF PALM BEACH

Notes

-

PHASE	FUND SOURCE	PRIOR	FY2026	FY2027	FY2028	FY2029	FY2030	FUTURE	TOTAL
OPS	DDR	\$5,608,295	-	\$472,522	-	-	-	-	\$6,080,817
OPS	DITS	\$15,232,775	\$3,173,232	\$2,891,104	-	-	-	-	\$21,297,111
Total OPS		\$20,841,070	\$3,173,232	\$3,363,626	-	-	-	-	\$27,377,928
Total Prior Costs		\$20,841,070	-	-	-	-	-	-	\$20,841,070
Total Programmed		\$20,841,070	\$3,173,232	\$3,363,626	-	-	-	-	\$27,377,928

4045849 - PALM BEACH COUNTY SOUTH MOWING

Type of Work Description	Managed by	Length	SIS	L RTP #
Routine Maintenance	FDOT	0	No	-

Description

-

Notes

-

PHASE	FUND SOURCE	PRIOR	FY2026	FY2027	FY2028	FY2029	FY2030	FUTURE	TOTAL
MNT	D	\$250,000	-	\$300,000	\$300,000	\$300,000	-	-	\$1,150,000
Total MNT		\$250,000	-	\$300,000	\$300,000	\$300,000	-	-	\$1,150,000
Total Prior Costs		\$250,000	-	-	-	-	-	-	\$250,000
Total Programmed		\$250,000	-	\$300,000	\$300,000	\$300,000	-	-	\$1,150,000

4549901 - PALM BEACH COUNTY SOUTH MOWING

Type of Work Description	Managed by	Length	SIS	L RTP #
Routine Maintenance	FDOT	-	No	-

Description

-

Notes

-

PHASE	FUND SOURCE	PRIOR	FY2026	FY2027	FY2028	FY2029	FY2030	FUTURE	TOTAL
MNT	D	-	-	-	-	-	\$300,000	-	\$300,000
Total MNT		-	-	-	-	-	\$300,000	-	\$300,000
Total Programmed		-	-	-	-	-	\$300,000	-	\$300,000

4045848 - PALM BEACH COUNTY SOUTH MOWING PRIMARY

Type of Work Description	Managed by	Length	SIS	L RTP #
Routine Maintenance	FDOT	0	No	-

Description

MOWING PRIMARY

Notes

-

PHASE	FUND SOURCE	PRIOR	FY2026	FY2027	FY2028	FY2029	FY2030	FUTURE	TOTAL
MNT	D	\$318,133	\$295,000	-	-	-	-	-	\$613,133
Total MNT		\$318,133	\$295,000	-	-	-	-	-	\$613,133
Total Prior Costs		\$318,133	-	-	-	-	-	-	\$318,133
Total Programmed		\$318,133	\$295,000	-	-	-	-	-	\$613,133

4275206 - PALM BEACH COUNTY SPOT ASPHALT REPAIRS

Type of Work Description	Managed by	Length	SIS	LRTP #
Routine Maintenance	FDOT	0	No	-

Description

-

Notes

-

PHASE	FUND SOURCE	PRIOR	FY2026	FY2027	FY2028	FY2029	FY2030	FUTURE	TOTAL
MNT	D	\$200,000	\$200,000	\$200,000	-	-	-	-	\$600,000
Total MNT		\$200,000	\$200,000	\$200,000	-	-	-	-	\$600,000
Total Prior Costs		\$200,000	-	-	-	-	-	-	\$200,000
Total Programmed		\$200,000	\$200,000	\$200,000	-	-	-	-	\$600,000

4275208 - PALM BEACH COUNTY SPOT ASPHALT REPAIRS

Type of Work Description	Managed by	Length	SIS	LRTP #
Routine Maintenance	FDOT	0	No	-

Description

-

Notes

-

PHASE	FUND SOURCE	PRIOR	FY2026	FY2027	FY2028	FY2029	FY2030	FUTURE	TOTAL
MNT	D	-	-	-	\$200,000	\$200,000	\$200,000	-	\$600,000
Total MNT		-	-	-	\$200,000	\$200,000	\$200,000	-	\$600,000
Total Programmed		-	-	-	\$200,000	\$200,000	\$200,000	-	\$600,000

2337522 - PALM BEACH COUNTY STATE HIGHWAY SYSTEM BRIDGES

Type of Work Description	Managed by	Length	SIS	L RTP #
Routine Maintenance	FDOT	0	No	-

Description
ROUTINE MAINTENANCE

Notes
9117/9118= BETTERMENT JOBS /9119=BETTERMENT ON SR-A1A 9120=BETTERMENT JOB ON SR-5 /9121=BETTERMENT US1-DRAINAGE PH 70 INCLUDES IN-HOUSE BRIDGE INSPECTIONS

PHASE	FUND SOURCE	PRIOR	FY2026	FY2027	FY2028	FY2029	FY2030	FUTURE	TOTAL
MNT	D	\$11,467,391	\$300,000	\$300,000	\$300,000	-	-	-	\$12,367,391
Total MNT		\$11,467,391	\$300,000	\$300,000	\$300,000	-	-	-	\$12,367,391
Total Prior Costs		\$11,467,391	-	-	-	-	-	-	\$11,467,391
Total Programmed		\$11,467,391	\$300,000	\$300,000	\$300,000	-	-	-	\$12,367,391

2337521 - PALM BEACH COUNTY STATE HIGHWAY SYSTEM ROADWAY

Type of Work Description	Managed by	Length	SIS	L RTP #
Routine Maintenance	FDOT	79.761	Yes	-

Description
ROUTINE MAINTENANCE.

Notes
9117/9118= BETTERMENT JOBS /9119=BETTERMENT ON SR-A1A 9120=BETTERMENT JOB ON SR-5 /9121=BETTERMENT US1-DRAINAGE SEQ 06, PRG #00=BETTERMENT ON SR-807 SEQ 23=BETTERMENT SR882 NEW SIDEWALK SEQ 25-SR-802 WORTH PLAZA FDOT ROW BETTERMENT #9930033 SEQ 26=SR-A1A;IN DELRAY BCH - BETTERMENT #9930034

PHASE	FUND SOURCE	PRIOR	FY2026	FY2027	FY2028	FY2029	FY2030	FUTURE	TOTAL
PE	DS	\$100	-	-	-	-	-	-	\$100
Total PE		\$100	-	-	-	-	-	-	\$100
MNT	D	\$49,652,404	\$1,500,000	\$1,500,000	\$1,500,000	\$1,000,000	-	-	\$55,152,404
MNT	DIOH	\$369,002	-	-	-	-	-	-	\$369,002
Total MNT		\$50,021,406	\$1,500,000	\$1,500,000	\$1,500,000	\$1,000,000	-	-	\$55,521,406
Total Prior Costs		\$50,021,506	-	-	-	-	-	-	\$50,021,506
Total Programmed		\$50,021,506	\$1,500,000	\$1,500,000	\$1,500,000	\$1,000,000	-	-	\$55,521,506

4339385 - PALM BEACH COUNTY STATE HWY SYSTEM SIGNAGE

Type of Work Description	Managed by	Length	SIS	L RTP #
Routine Maintenance	FDOT	0	No	-

Description

-

Notes

-

PHASE	FUND SOURCE	PRIOR	FY2026	FY2027	FY2028	FY2029	FY2030	FUTURE	TOTAL
MNT	D	-	\$175,000	\$175,000	\$175,000	-	-	-	\$525,000
Total MNT		-	\$175,000	\$175,000	\$175,000	-	-	-	\$525,000
Total Programmed		-	\$175,000	\$175,000	\$175,000	-	-	-	\$525,000

4339386 - PALM BEACH COUNTY STATE HWY SYSTEM SIGNAGE

Type of Work Description	Managed by	Length	SIS	L RTP #
Routine Maintenance	FDOT	-	No	-

Description

-

Notes

-

PHASE	FUND SOURCE	PRIOR	FY2026	FY2027	FY2028	FY2029	FY2030	FUTURE	TOTAL
MNT	D	-	-	-	-	\$175,000	\$175,000	-	\$350,000
Total MNT		-	-	-	-	\$175,000	\$175,000	-	\$350,000
Total Programmed		-	-	-	-	\$175,000	\$175,000	-	\$350,000

4513451 - PALM BEACH COUNTY SWEEPING

Type of Work Description	Managed by	Length	SIS	LRTP #
Routine Maintenance	FDOT	0	No	-

Description

-

Notes

-

PHASE	FUND SOURCE	PRIOR	FY2026	FY2027	FY2028	FY2029	FY2030	FUTURE	TOTAL
MNT	D	\$200,000	-	-	\$200,000	\$200,000	\$200,000	-	\$800,000
Total MNT		\$200,000	-	-	\$200,000	\$200,000	\$200,000	-	\$800,000
Total Prior Costs		\$200,000	-	-	-	-	-	-	\$200,000
Total Programmed		\$200,000	-	-	\$200,000	\$200,000	\$200,000	-	\$800,000

4064219 - PALM BEACH COUNTY SWEEPING - PRIMARY

Type of Work Description	Managed by	Length	SIS	LRTP #
Routine Maintenance	FDOT	0	No	-

Description

-

Notes

-

PHASE	FUND SOURCE	PRIOR	FY2026	FY2027	FY2028	FY2029	FY2030	FUTURE	TOTAL
MNT	D	\$208,000	\$200,000	-	-	-	-	-	\$408,000
Total MNT		\$208,000	\$200,000	-	-	-	-	-	\$408,000
Total Prior Costs		\$208,000	-	-	-	-	-	-	\$208,000
Total Programmed		\$208,000	\$200,000	-	-	-	-	-	\$408,000

4276266 - PALM BEACH COUNTY TREE TRIMMING

Type of Work Description	Managed by	Length	SIS	LRTP #
Routine Maintenance	FDOT	0	No	-

Description

-

Notes

-

PHASE	FUND SOURCE	PRIOR	FY2026	FY2027	FY2028	FY2029	FY2030	FUTURE	TOTAL
MNT	D	\$200,000	\$200,000	\$200,000	-	-	-	-	\$600,000
Total MNT		\$200,000	\$200,000	\$200,000	-	-	-	-	\$600,000
Total Prior Costs		\$200,000	-	-	-	-	-	-	\$200,000
Total Programmed		\$200,000	\$200,000	\$200,000	-	-	-	-	\$600,000

4276267 - PALM BEACH COUNTY TREE TRIMMING

Type of Work Description	Managed by	Length	SIS	LRTP #
Routine Maintenance	FDOT	0	No	-

Description

-

Notes

-

PHASE	FUND SOURCE	PRIOR	FY2026	FY2027	FY2028	FY2029	FY2030	FUTURE	TOTAL
MNT	D	-	-	-	\$200,000	\$200,000	\$200,000	-	\$600,000
Total MNT		-	-	-	\$200,000	\$200,000	\$200,000	-	\$600,000
Total Programmed		-	-	-	\$200,000	\$200,000	\$200,000	-	\$600,000

4274036 - PALM BEACH COUNTY YOUTH PROGRAM

Type of Work Description	Managed by	Length	SIS	LRTP #
Routine Maintenance	FDOT	0	No	-

Description

-

Notes

-

PHASE	FUND SOURCE	PRIOR	FY2026	FY2027	FY2028	FY2029	FY2030	FUTURE	TOTAL
MNT	D	-	\$300,000	\$300,000	\$300,000	-	-	-	\$900,000
Total MNT		-	\$300,000	\$300,000	\$300,000	-	-	-	\$900,000
Total Programmed		-	\$300,000	\$300,000	\$300,000	-	-	-	\$900,000

4051213 - PALM BEACH LIGHTING DEFICIENCIES

Type of Work Description	Managed by	Length	SIS	LRTP #
Lighting	Responsible Agency Not Available	-	No	-

Description

-

Notes

-

PHASE	FUND SOURCE	PRIOR	FY2026	FY2027	FY2028	FY2029	FY2030	FUTURE	TOTAL
MNT	D	\$200,000	\$428,532	\$435,391	\$242,454	\$249,727	\$257,216	-	\$1,813,320
Total MNT		\$200,000	\$428,532	\$435,391	\$242,454	\$249,727	\$257,216	-	\$1,813,320
Total Prior Costs		\$200,000	-	-	-	-	-	-	\$200,000
Total Programmed		\$200,000	\$428,532	\$435,391	\$242,454	\$249,727	\$257,216	-	\$1,813,320

4551161 - PALM BEACH LIGHTNING DEFICIENCIES

Type of Work Description	Managed by	Length	SIS	L RTP #
Routine Maintenance	FDOT	-	No	-

Description

-

Notes

-

PHASE	FUND SOURCE	PRIOR	FY2026	FY2027	FY2028	FY2029	FY2030	FUTURE	TOTAL
MNT	D	-	-	-	\$200,000	\$200,000	\$200,000	-	\$600,000
Total MNT		-	-	-	\$200,000	\$200,000	\$200,000	-	\$600,000
Total Programmed		-	-	-	\$200,000	\$200,000	\$200,000	-	\$600,000

4283347 - PALM BEACH NPDES CORRECTIVE ACTIONS

Type of Work Description	Managed by	Length	SIS	L RTP #
Routine Maintenance	FDOT	0	No	-

Description

STORM WATER FACILITIES EXFILTRATION

Notes

-

PHASE	FUND SOURCE	PRIOR	FY2026	FY2027	FY2028	FY2029	FY2030	FUTURE	TOTAL
MNT	D	\$550,000	\$250,000	-	-	-	-	-	\$800,000
Total MNT		\$550,000	\$250,000	-	-	-	-	-	\$800,000
Total Prior Costs		\$550,000	-	-	-	-	-	-	\$550,000
Total Programmed		\$550,000	\$250,000	-	-	-	-	-	\$800,000

4337382 - PALM BEACH OPERATION CONTINUING CEI INSPECTION SUPPORT

Type of Work Description	Managed by	Length	SIS	L RTP #
Inspect Construction Projs.	FDOT	0	No	-

Description

-

Notes

-

PHASE	FUND SOURCE	PRIOR	FY2026	FY2027	FY2028	FY2029	FY2030	FUTURE	TOTAL
CST	DDR	\$400,000	\$200,000	\$100,000	-	-	-	-	\$700,000
Total CST		\$400,000	\$200,000	\$100,000	-	-	-	-	\$700,000
Total Prior Costs		\$400,000	-	-	-	-	-	-	\$400,000
Total Programmed		\$400,000	\$200,000	\$100,000	-	-	-	-	\$700,000

4337383 - PALM BEACH OPERATION CONTINUING CEI INSPECTION SUPPORT

Type of Work Description	Managed by	Length	SIS	L RTP #
Inspect Construction Projs.	FDOT	0	No	-

Description

-

Notes

-

PHASE	FUND SOURCE	PRIOR	FY2026	FY2027	FY2028	FY2029	FY2030	FUTURE	TOTAL
CST	DDR	-	-	-	\$200,000	\$100,000	-	-	\$300,000
CST	DS	-	\$200,000	\$200,000	-	-	-	-	\$400,000
Total CST		-	\$200,000	\$200,000	\$200,000	\$100,000	-	-	\$700,000
Total Programmed		-	\$200,000	\$200,000	\$200,000	\$100,000	-	-	\$700,000

4337384 - PALM BEACH OPERATION CONTINUING CEI INSPECTION SUPPORT

Type of Work Description Inspect Construction Projs.	Managed by FDOT	Length -	SIS No	L RTP # -
---	--------------------	-------------	-----------	--------------

Description
-Notes
-

PHASE	FUND SOURCE	PRIOR	FY2026	FY2027	FY2028	FY2029	FY2030	FUTURE	TOTAL
CST	DDR	-	-	-	-	\$200,000	-	-	\$200,000
CST	DS	-	-	-	\$200,000	-	\$200,000	-	\$400,000
Total CST		-	-	-	\$200,000	\$200,000	\$200,000	-	\$600,000
Total Programmed		-	-	-	\$200,000	\$200,000	\$200,000	-	\$600,000

4498141 - ROYAL PALM WAY/SR-704 FROM 4 ARTS PLAZA TO S COUNTY RD

Type of Work Description Resurfacing	Managed by FDOT	Length 0.506	SIS No	L RTP # -
---	--------------------	-----------------	-----------	--------------

Description
Resurfacing.Notes
-

PHASE	FUND SOURCE	PRIOR	FY2026	FY2027	FY2028	FY2029	FY2030	FUTURE	TOTAL
PE	DDR	\$411,418	-	-	-	-	-	-	\$411,418
PE	DIH	\$38,564	-	-	-	-	-	-	\$38,564
Total PE		\$449,982	-	-	-	-	-	-	\$449,982
CST	DDR	-	-	\$1,828,917	-	-	-	-	\$1,828,917
CST	DIH	-	-	\$101,911	-	-	-	-	\$101,911
Total CST		-	-	\$1,930,828	-	-	-	-	\$1,930,828
Total Prior Costs		\$449,982	-	-	-	-	-	-	\$449,982
Total Programmed		\$449,982	-	\$1,930,828	-	-	-	-	\$2,380,810

4498321 - S FEDERAL HWY/SR-5 FROM N DIXIE HWY/SR-5/US-1 TO 10TH AVE S

Type of Work Description Resurfacing	Managed by FDOT	Length 0.773	SIS No	L RTP # -
---	--------------------	-----------------	-----------	--------------

Description
Resurfacing.

Notes
FY 2027 RRR CANDIDATE

PHASE	FUND SOURCE	PRIOR	FY2026	FY2027	FY2028	FY2029	FY2030	FUTURE	TOTAL
PE	DDR	\$263,032	-	-	-	-	-	-	\$263,032
PE	DIH	\$20,520	-	-	-	-	-	-	\$20,520
PE	DS	\$157,166	-	-	-	-	-	-	\$157,166
Total PE		\$440,718	-	-	-	-	-	-	\$440,718
CST	ACNR	-	-	\$805,393	-	-	-	-	\$805,393
CST	DDR	-	-	\$951,931	-	-	-	-	\$951,931
CST	DIH	-	-	\$53,943	-	-	-	-	\$53,943
Total CST		-	-	\$1,811,267	-	-	-	-	\$1,811,267
Total Prior Costs		\$440,718	-	-	-	-	-	-	\$440,718
Total Programmed		\$440,718	-	\$1,811,267	-	-	-	-	\$2,251,985

4498341 - S MAIN ST/SR-717/E CANAL ST FROM SR-80 TO SE AVE E

Type of Work Description Resurfacing	Managed by FDOT	Length 0.8	SIS Yes	L RTP # -
--	---------------------------	----------------------	-------------------	---------------------

Description
Resurfacing.

Notes
INLCUDES SR-15/SR-80 FROM DR MLK JR BLVD W TO W AVE A

PHASE	FUND SOURCE	PRIOR	FY2026	FY2027	FY2028	FY2029	FY2030	FUTURE	TOTAL
PE	DDR	\$742,031	-	-	-	-	-	-	\$742,031
PE	DIH	\$26,936	-	-	-	-	-	-	\$26,936
Total PE		\$768,967	-	-	-	-	-	-	\$768,967
CST	ACNR	-	-	\$383,210	-	-	-	-	\$383,210
CST	DDR	-	-	\$2,962,762	-	-	-	-	\$2,962,762
CST	DIH	-	-	\$132,117	-	-	-	-	\$132,117
Total CST		-	-	\$3,478,089	-	-	-	-	\$3,478,089
Total Prior Costs		\$768,967	-	-	-	-	-	-	\$768,967
Total Programmed		\$768,967	-	\$3,478,089	-	-	-	-	\$4,247,056

4476611 - SOUTH OCEAN BOULEVARD/SR A1A FROM SE 31ST TO SOUTH OF GRAND CT

Type of Work Description Resurfacing	Managed by FDOT	Length 4.883	SIS No	L RTP # -
---	--------------------	-----------------	-----------	--------------

Description
Resurfacing.

Notes
-

PHASE	FUND SOURCE	PRIOR	FY2026	FY2027	FY2028	FY2029	FY2030	FUTURE	TOTAL
PE	DDR	\$625,853	-	-	-	-	-	-	\$625,853
PE	DIH	\$27,891	-	-	-	-	-	-	\$27,891
PE	DS	\$395,798	-	-	-	-	-	-	\$395,798
Total PE		\$1,049,542	-	-	-	-	-	-	\$1,049,542
CST	ACNR	-	-	-	-	-	\$3,753,908	-	\$3,753,908
CST	DDR	-	-	-	-	-	\$7,067,935	-	\$7,067,935
CST	DIH	-	-	-	-	-	\$91,193	-	\$91,193
CST	DS	-	-	-	-	-	\$1,197,464	-	\$1,197,464
CST	LF	-	-	-	-	-	\$348,274	-	\$348,274
Total CST		-	-	-	-	-	\$12,458,774	-	\$12,458,774
Total Prior Costs		\$1,049,542	-	-	-	-	-	-	\$1,049,542
Total Programmed		\$1,049,542	-	-	-	-	\$12,458,774	-	\$13,508,316

4484151 - SR-5/US-1 FROM BELVEDERE RD TO SOUTH OF OKEECHOBEE BLVD/SR-704

Type of Work Description Resurfacing	Managed by FDOT	Length 1.044	SIS No	L RTP # -
---	--------------------	-----------------	-----------	--------------

Description
Resurfacing.

Notes
-

PHASE	FUND SOURCE	PRIOR	FY2026	FY2027	FY2028	FY2029	FY2030	FUTURE	TOTAL
PE	DIH	\$235,045	-	-	-	-	-	-	\$235,045
PE	DS	\$350,590	-	-	-	-	-	-	\$350,590
Total PE		\$585,635	-	-	-	-	-	-	\$585,635
ENV	DS	\$12,254	-	-	-	-	-	-	\$12,254
Total ENV		\$12,254	-	-	-	-	-	-	\$12,254
RRU	DDR	\$25,000	-	-	-	-	-	-	\$25,000
Total RRU		\$25,000	-	-	-	-	-	-	\$25,000
CST	DDR	-	\$4,738,985	-	-	-	-	-	\$4,738,985
CST	DIH	-	\$95,842	-	-	-	-	-	\$95,842
CST	LF	-	\$229,244	-	-	-	-	-	\$229,244
Total CST		-	\$5,064,071	-	-	-	-	-	\$5,064,071
Total Prior Costs		\$622,889	-	-	-	-	-	-	\$622,889
Total Programmed		\$622,889	\$5,064,071	-	-	-	-	-	\$5,686,960

4552201 - SR-9/I-95 FROM LAKE WORTH ROAD TO NORTH OF 10TH AVENUE

Type of Work Description Resurfacing	Managed by FDOT	Length 1.194	SIS Yes	L RTP # -
---	--------------------	-----------------	------------	--------------

Description
RESURFACING

Notes
-

PHASE	FUND SOURCE	PRIOR	FY2026	FY2027	FY2028	FY2029	FY2030	FUTURE	TOTAL
PE	DDR	-	\$771,443	-	-	-	-	-	\$771,443
PE	DIH	-	\$15,000	-	-	-	-	-	\$15,000
Total PE		-	\$786,443	-	-	-	-	-	\$786,443
Total Programmed		-	\$786,443	-	-	-	-	-	\$786,443

2339783 - TOWN OF JUPITER LANDSCAPE MAINTENANCE

Type of Work Description	Managed by	Length	SIS	LRTP #
Routine Maintenance	Jupiter	0	No	-

Description
ROUTINE MAINTENANCE

Notes
-

PHASE	FUND SOURCE	PRIOR	FY2026	FY2027	FY2028	FY2029	FY2030	FUTURE	TOTAL
MNT	D	\$52,432	\$35,000	\$35,000	\$35,000	\$35,000	-	-	\$192,432
Total MNT		\$52,432	\$35,000	\$35,000	\$35,000	\$35,000	-	-	\$192,432
Total Prior Costs		\$52,432	-	-	-	-	-	-	\$52,432
Total Programmed		\$52,432	\$35,000	\$35,000	\$35,000	\$35,000	-	-	\$192,432

4278027 - TSMCA FOR TOWN OF PALM BEACH

Type of Work Description	Managed by	Length	SIS	LRTP #
Traffic Signals	Palm Beach	0	No	-

Description
-

Notes
-

PHASE	FUND SOURCE	PRIOR	FY2026	FY2027	FY2028	FY2029	FY2030	FUTURE	TOTAL
MNT	D	-	-	-	\$188,469	\$108,074	\$360,363	-	\$656,906
Total MNT		-	-	-	\$188,469	\$108,074	\$360,363	-	\$656,906
Total Programmed		-	-	-	\$188,469	\$108,074	\$360,363	-	\$656,906

4540934 - TURNPIKE FHP TROOP K DISPATCH CENTER-HVAC UNIT REPLACEMENT- SERVER RM

Type of Work Description Fixed Capital Outlay	Managed by FDOT	Length -	SIS No	L RTP # -
--	--------------------	-------------	-----------	--------------

Description
-

Notes
-

PHASE	FUND SOURCE	PRIOR	FY2026	FY2027	FY2028	FY2029	FY2030	FUTURE	TOTAL
MNT	D	-	\$36,000	-	-	-	-	-	\$36,000
Total MNT		-	\$36,000	-	-	-	-	-	\$36,000
Total Programmed		-	\$36,000	-	-	-	-	-	\$36,000

4540935 - TURNPIKE LAKE WORTH LAW ENFORCEMENT - HVAC UNIT REPLACEMENTS

Type of Work Description Fixed Capital Outlay	Managed by FDOT	Length -	SIS No	L RTP # -
--	--------------------	-------------	-----------	--------------

Description
-

Notes
-

PHASE	FUND SOURCE	PRIOR	FY2026	FY2027	FY2028	FY2029	FY2030	FUTURE	TOTAL
MNT	D	-	\$36,000	-	-	-	-	-	\$36,000
Total MNT		-	\$36,000	-	-	-	-	-	\$36,000
Total Programmed		-	\$36,000	-	-	-	-	-	\$36,000

4284002 - US-1 FEDERAL HWY/SR-5 FROM CR-A1A TO BEACH RD

Type of Work Description	Managed by	Length	SIS	LRTP #
Bridge Replacement	FDOT	0.721	No	-

Description

JUPITER BRIDGE REPLACEMENT; INTERSECTION IMPROVEMENTS.

Notes

2014 MPO #7-LI JUPITER BRIDGE REPLACEMENT #93005 INTERSECTION IMPROVEMENTS ADDED 04/2018 JPA W/TOWN OF JUPITER AND JPA W/BLM (BOTH ON C8-20) 32-02=RISK ANALYSIS ...SEE WP45 GW 443867-1

PHASE	FUND SOURCE	PRIOR	FY2026	FY2027	FY2028	FY2029	FY2030	FUTURE	TOTAL
PDE	DIH	\$184,038	-	-	-	-	-	-	\$184,038
PDE	DS	\$2,045,603	-	-	-	-	-	-	\$2,045,603
Total PDE		\$2,229,641	-	-	-	-	-	-	\$2,229,641
PE	DC	\$1,456	-	-	-	-	-	-	\$1,456
PE	DDR	\$1,244,877	-	-	-	-	-	-	\$1,244,877
PE	DS	\$483,168	-	-	-	-	-	-	\$483,168
PE	NHBR	\$8,198,868	-	-	-	-	-	-	\$8,198,868
PE	SA	\$15,137	-	-	-	-	-	-	\$15,137
PE	SABR	\$629,378	-	-	-	-	-	-	\$629,378
Total PE		\$10,572,884	-	-	-	-	-	-	\$10,572,884
ENV	DS	\$1,214,440	-	-	-	-	-	-	\$1,214,440
Total ENV		\$1,214,440	-	-	-	-	-	-	\$1,214,440
ROW	BNBR	\$98,952	-	-	-	-	-	-	\$98,952
ROW	DIH	\$24,662	-	-	-	-	-	-	\$24,662
Total ROW		\$123,614	-	-	-	-	-	-	\$123,614
RRU	BNBR	\$34,000	-	-	-	-	-	-	\$34,000
RRU	BRP	\$8,000	-	-	-	-	-	-	\$8,000
RRU	NHBR	\$8,276	-	-	-	-	-	-	\$8,276
Total RRU		\$50,276	-	-	-	-	-	-	\$50,276
CST	ACBR	\$871,126	-	-	-	-	-	-	\$871,126
CST	ACSA	\$243,641	-	-	-	-	-	-	\$243,641
CST	BNBR	\$97,333,570	-	-	-	-	-	-	\$97,333,570
CST	BRP	\$315,316	-	-	-	-	-	-	\$315,316
CST	DDR	\$24,637,974	-	-	-	-	-	-	\$24,637,974
CST	DIH	\$341,458	-	-	-	-	-	-	\$341,458
CST	DS	\$6,380,070	-	-	-	-	-	-	\$6,380,070
CST	LF	\$254,110	-	-	-	-	-	-	\$254,110
CST	NHBR	\$14,064,641	-	-	-	-	-	-	\$14,064,641
CST	SA	\$3,833,311	-	-	-	-	-	-	\$3,833,311
Total CST		\$148,275,217	-	-	-	-	-	-	\$148,275,217
INC	SA	\$5,000,000	\$1,000,000	-	-	-	-	-	\$6,000,000
Total INC		\$5,000,000	\$1,000,000	-	-	-	-	-	\$6,000,000
Total Prior Costs		\$167,466,072	-	-	-	-	-	-	\$167,466,072
Total Programmed		\$167,466,072	\$1,000,000	-	-	-	-	-	\$168,466,072

4428912 - US-1/SR-5 OVER EARMAN RIVER (C-17) BRIDGE 930003

Type of Work Description	Managed by	Length	SIS	L RTP #
Bridge Replacement	FDOT	0.175	No	-

Description
BRIDGE REPLACEMENT

Notes
LFA WITH THE VILLAGE OF NORTH PALM BEACH, PHASE 52-02

PHASE	FUND SOURCE	PRIOR	FY2026	FY2027	FY2028	FY2029	FY2030	FUTURE	TOTAL
CST	ACBR	\$8,370,055	-	-	-	-	-	-	\$8,370,055
CST	DDR	\$20,726	-	-	-	-	-	-	\$20,726
CST	DS	\$164,832	-	-	-	-	-	-	\$164,832
CST	GFBR	\$5,003,825	-	-	-	-	-	-	\$5,003,825
CST	LF	\$134,840	-	-	-	-	-	-	\$134,840
Total CST		\$13,694,278	-	-	-	-	-	-	\$13,694,278
INC	ACBR	-	\$300,000	-	-	-	-	-	\$300,000
Total INC		-	\$300,000	-	-	-	-	-	\$300,000
Total Prior Costs		\$13,694,278	-	-	-	-	-	-	\$13,694,278
Total Programmed		\$13,694,278	\$300,000	-	-	-	-	-	\$13,994,278

4150036 - US-27/SR-25 ASSET MANAGEMENT CONTRACT US-27 & BELLE GLADE AREA

Type of Work Description	Managed by	Length	SIS	L RTP #
Routine Maintenance	FDOT	0	No	-

Description
ASSET MANAGEMENT CONTRACT, US-27 & BELLE GLADE AREA

Notes
-

PHASE	FUND SOURCE	PRIOR	FY2026	FY2027	FY2028	FY2029	FY2030	FUTURE	TOTAL
MNT	D	\$10,313,366	\$4,209,666	\$3,709,666	\$3,709,666	\$3,709,666	\$3,594,041	-	\$29,246,071
Total MNT		\$10,313,366	\$4,209,666	\$3,709,666	\$3,709,666	\$3,709,666	\$3,594,041	-	\$29,246,071
Total Prior Costs		\$10,313,366	-	-	-	-	-	-	\$10,313,366
Total Programmed		\$10,313,366	\$4,209,666	\$3,709,666	\$3,709,666	\$3,709,666	\$3,594,041	-	\$29,246,071

4150037 - US-27/SR-25 ASSET MANAGEMENT CONTRACT US-27 & BELLE GLADE AREA

Type of Work Description	Managed by	Length	SIS	L RTP #
Routine Maintenance	FDOT	-	No	-

Description
ASSET MANAGEMENT CONTRACT, US-27 & BELLE GLADE AREA

Notes
-

PHASE	FUND SOURCE	PRIOR	FY2026	FY2027	FY2028	FY2029	FY2030	FUTURE	TOTAL
MNT	D	-	-	-	-	-	\$2,884,408	-	\$2,884,408
Total MNT		-	-	-	-	-	\$2,884,408	-	\$2,884,408
Total Programmed		-	-	-	-	-	\$2,884,408	-	\$2,884,408

4498351 - US-27/SR-25 FROM MP 12.9 TO MP 16

Type of Work Description	Managed by	Length	SIS	L RTP #
Resurfacing	FDOT	3.14	Yes	-

Description
Resurfacing.

Notes
-

PHASE	FUND SOURCE	PRIOR	FY2026	FY2027	FY2028	FY2029	FY2030	FUTURE	TOTAL
PE	DDR	\$584,611	-	-	-	-	-	-	\$584,611
PE	DIH	\$85,204	-	-	-	-	-	-	\$85,204
Total PE		\$669,815	-	-	-	-	-	-	\$669,815
CST	ACNR	-	-	\$1,003,560	-	-	-	-	\$1,003,560
CST	DDR	-	-	\$11,748,627	-	-	-	-	\$11,748,627
CST	DIH	-	-	\$51,737	-	-	-	-	\$51,737
Total CST		-	-	\$12,803,924	-	-	-	-	\$12,803,924
Total Prior Costs		\$669,815	-	-	-	-	-	-	\$669,815
Total Programmed		\$669,815	-	\$12,803,924	-	-	-	-	\$13,473,739

4484381 - US-441/SR-7 FROM N OF BOYNTON BEACH BLVD/SR-804 TO LAKE WORTH RD/SR-802

Type of Work Description Resurfacing	Managed by FDOT	Length 5.95	SIS No	L RTP # -
---	--------------------	----------------	-----------	--------------

Description
Resurfacing.

Notes
-

PHASE	FUND SOURCE	PRIOR	FY2026	FY2027	FY2028	FY2029	FY2030	FUTURE	TOTAL
PE	DDR	\$520,305	-	-	-	-	-	-	\$520,305
PE	DIH	\$26,576	\$15,000	-	-	-	-	-	\$41,576
Total PE		\$546,881	\$15,000	-	-	-	-	-	\$561,881
Total Prior Costs		\$546,881	-	-	-	-	-	-	\$546,881
Total Programmed		\$546,881	\$15,000	-	-	-	-	-	\$561,881

4476701 - US-441/SR-7 FROM NORTH OF GLADES RD TO NORTH OF BRIDGE BROOK DR

Type of Work Description Resurfacing	Managed by FDOT	Length 3.422	SIS No	L RTP # -
---	--------------------	-----------------	-----------	--------------

Description
Resurfacing.

Notes
-

PHASE	FUND SOURCE	PRIOR	FY2026	FY2027	FY2028	FY2029	FY2030	FUTURE	TOTAL
PE	DDR	\$522,309	-	-	-	-	-	-	\$522,309
PE	DIH	\$371,560	-	-	-	-	-	-	\$371,560
Total PE		\$893,869	-	-	-	-	-	-	\$893,869
ENV	DDR	\$16,019	-	-	-	-	-	-	\$16,019
ENV	DS	\$300	-	-	-	-	-	-	\$300
Total ENV		\$16,319	-	-	-	-	-	-	\$16,319
RRU	SA	\$40,000	-	-	-	-	-	-	\$40,000
Total RRU		\$40,000	-	-	-	-	-	-	\$40,000
CST	DDR	\$5,107,317	-	-	-	-	-	-	\$5,107,317
CST	DIH	\$120,893	\$27,875	-	-	-	-	-	\$148,768
CST	DS	\$5,252,888	-	-	-	-	-	-	\$5,252,888
CST	LF	\$25,312	-	-	-	-	-	-	\$25,312
CST	SA	\$1,739,603	-	-	-	-	-	-	\$1,739,603
Total CST		\$12,246,013	\$27,875	-	-	-	-	-	\$12,273,888
Total Prior Costs		\$13,196,201	-	-	-	-	-	-	\$13,196,201
Total Programmed		\$13,196,201	\$27,875	-	-	-	-	-	\$13,224,076

4516361 - WEST PALM BEACH OPERATIONS - FUEL TANK REPLACEMENT

Type of Work Description Fixed Capital Outlay	Managed by FDOT	Length 0	SIS No	L RTP # -
--	--------------------	-------------	-----------	--------------

Description
-

Notes
-

PHASE	FUND SOURCE	PRIOR	FY2026	FY2027	FY2028	FY2029	FY2030	FUTURE	TOTAL
CST	FCO	-	\$250,000	-	-	-	-	-	\$250,000
Total CST		-	\$250,000	-	-	-	-	-	\$250,000
Total Programmed		-	\$250,000	-	-	-	-	-	\$250,000

4447559 - WEST PALM BEACH OPERATIONS- GENERATOR/TRANSFER SWITCH REPLACEMENT

Type of Work Description Fixed Capital Outlay	Managed by FDOT	Length 0	SIS No	L RTP # -
--	--------------------	-------------	-----------	--------------

Description
-

Notes
-

PHASE	FUND SOURCE	PRIOR	FY2026	FY2027	FY2028	FY2029	FY2030	FUTURE	TOTAL
CST	FCO	-	-	-	-	\$275,000	-	-	\$275,000
Total CST		-	-	-	-	\$275,000	-	-	\$275,000
Total Programmed		-	-	-	-	\$275,000	-	-	\$275,000

4516362 - WEST PALM BEACH OPERATIONS - HURRICANE WINDOWS & DOORS

Type of Work Description	Managed by	Length	SIS	L RTP #
Fixed Capital Outlay	FDOT	0	No	-

Description

-

Notes

-

PHASE	FUND SOURCE	PRIOR	FY2026	FY2027	FY2028	FY2029	FY2030	FUTURE	TOTAL
CST	FCO	-	-	-	\$350,000	-	-	-	\$350,000
Total CST		-	-	-	\$350,000	-	-	-	\$350,000
Total Programmed		-	-	-	\$350,000	-	-	-	\$350,000

4500551 - WEST PALM BEACH OPERATIONS - PARKING LOT RESURFACING

Type of Work Description	Managed by	Length	SIS	L RTP #
Fixed Capital Outlay	FDOT	0	No	-

Description

-

Notes

-

PHASE	FUND SOURCE	PRIOR	FY2026	FY2027	FY2028	FY2029	FY2030	FUTURE	TOTAL
MNT	D	-	-	-	\$250,000	-	-	-	\$250,000
Total MNT		-	-	-	\$250,000	-	-	-	\$250,000
Total Programmed		-	-	-	\$250,000	-	-	-	\$250,000

4516363 - WEST PALM BEACH OPERATIONS - REMODEL CREW BATHROOM

Type of Work Description	Managed by	Length	SIS	L RTP #
Fixed Capital Outlay	FDOT	0	No	-

Description

-

Notes

-

PHASE	FUND SOURCE	PRIOR	FY2026	FY2027	FY2028	FY2029	FY2030	FUTURE	TOTAL
CST	FCO	-	\$70,000	-	-	-	-	-	\$70,000
Total CST		-	\$70,000	-	-	-	-	-	\$70,000
Total Programmed		-	\$70,000	-	-	-	-	-	\$70,000

4500561 - WPB OPERATIONS SATELLITE OFFICE SR7 - ROOF REPLACEMENT

Type of Work Description	Managed by	Length	SIS	L RTP #
Fixed Capital Outlay	FDOT	0	No	-

Description

-

Notes

0

PHASE	FUND SOURCE	PRIOR	FY2026	FY2027	FY2028	FY2029	FY2030	FUTURE	TOTAL
CST	FCO	-	\$50,000	-	-	-	-	-	\$50,000
Total CST		-	\$50,000	-	-	-	-	-	\$50,000
Total Programmed		-	\$50,000	-	-	-	-	-	\$50,000

4549761 - BUS SHELTER EXPANSION

Type of Work Description	Managed by	Length	SIS	L RTP #
Public Transportation Shelter	Palm Beach County Transit	-	No	-

Description
CD24 APPROVED PROJECT TRANSIT INFRASTRUCTURE GRANTS REVITALIZATION AND EXPANSION OF BUS SHELTERS PALM TRAN

Notes
-

PHASE	FUND SOURCE	PRIOR	FY2026	FY2027	FY2028	FY2029	FY2030	FUTURE	TOTAL
CST	CD24	-	\$500,000	-	-	-	-	-	\$500,000
Total CST		-	\$500,000	-	-	-	-	-	\$500,000
Total Programmed		-	\$500,000	-	-	-	-	-	\$500,000

4553071 - TRANSIT CORRIDOR, PALM BEACH, OKEECHOBEE BLVD. HIGH FREQUENCY BUS SERV

Type of Work Description	Managed by	Length	SIS	L RTP #
Operating For Fixed Route	Palm Beach County Transit	-	No	-

Description
-

Notes
-

PHASE	FUND SOURCE	PRIOR	FY2026	FY2027	FY2028	FY2029	FY2030	FUTURE	TOTAL
OPS	DDR	\$400,000	-	\$800,000	\$400,000	\$400,000	-	-	\$2,000,000
OPS	DPTO	\$200,000	\$800,000	-	-	-	-	-	\$1,000,000
OPS	GT	\$600,000	-	-	-	-	-	-	\$600,000
OPS	LF	\$800,000	\$800,000	\$800,000	\$400,000	\$400,000	-	-	\$3,200,000
Total OPS		\$2,000,000	\$1,600,000	\$1,600,000	\$800,000	\$800,000	-	-	\$6,800,000
Total Prior Costs		\$2,000,000	-	-	-	-	-	-	\$2,000,000
Total Programmed		\$2,000,000	\$1,600,000	\$1,600,000	\$800,000	\$800,000	-	-	\$6,800,000

PT_111_FIXED - PALM TRAN FIXED ROUTE BUS REPLACEMENT

Type of Work Description	Managed by	Length	SIS	L RTP #
Purchase Vehicles/Equipment	Palm Tran	0	-	-

Description

Replacement of buses for fixed route system.

Notes

Original FM 2357491 & 4344951 allocated to Activity Line Items. FY 2025 includes unobligated funds from FY 22-25.

PHASE	FUND SOURCE	PRIOR	FY2026	FY2027	FY2028	FY2029	FY2030	FUTURE	TOTAL
OPS	5307	\$62,393,965	\$11,465,069	\$11,465,069	\$11,465,069	\$11,465,069	\$11,465,069	-	\$119,719,310
OPS	5339	\$12,377,793	\$2,000,000	\$2,000,000	\$2,000,000	\$2,000,000	\$2,000,000	-	\$22,377,793
Total OPS		\$74,771,758	\$13,465,069	\$13,465,069	\$13,465,069	\$13,465,069	\$13,465,069	-	\$142,097,103
Total Prior Costs		\$74,771,758	-	-	-	-	-	-	\$74,771,758
Total Programmed		\$74,771,758	\$13,465,069	\$13,465,069	\$13,465,069	\$13,465,069	\$13,465,069	-	\$142,097,103

PT_111_PARA - PALM TRAN PARATRANSIT VEHICLE REPLACEMENT

Type of Work Description	Managed by	Length	SIS	L RTP #
Purchase Vehicles/Equipment	Palm Tran	0	-	-

Description

Replacement of vehicles for paratransit service.

Notes

Original FM 2357491 allocated to Activity Line Items. FY 2025 includes unobligated funds from FY 22-25.

PHASE	FUND SOURCE	PRIOR	FY2026	FY2027	FY2028	FY2029	FY2030	FUTURE	TOTAL
OPS	5307	\$6,999,735	-	-	-	-	-	-	\$6,999,735
Total OPS		\$6,999,735	-	-	-	-	-	-	\$6,999,735
Total Prior Costs		\$6,999,735	-	-	-	-	-	-	\$6,999,735
Total Programmed		\$6,999,735	-	-	-	-	-	-	\$6,999,735

PT_113 - PALM TRAN BUS STATIONS, STOPS, TERMINALS

Type of Work Description	Managed by	Length	SIS	L RTP #
Purchase Vehicles/Equipment	Palm Tran	0	-	-

Description

Replacement of vehicles for paratransit service.

Notes

Original FM 2357491 allocated to Activity Line Items. FY 2025 includes unobligated funds from FY 22-25.

PHASE	FUND SOURCE	PRIOR	FY2026	FY2027	FY2028	FY2029	FY2030	FUTURE	TOTAL
OPS	5307	\$526,845	\$175,615	\$175,615	\$175,615	\$175,615	-	-	\$1,229,305
Total OPS		\$526,845	\$175,615	\$175,615	\$175,615	\$175,615	-	-	\$1,229,305
Total Prior Costs		\$526,845	-	-	-	-	-	-	\$526,845
Total Programmed		\$526,845	\$175,615	\$175,615	\$175,615	\$175,615	-	-	\$1,229,305

PT_114 - PALM TRAN BUS SUPPORT EQUIPMENT & FACILITIES

Type of Work Description	Managed by	Length	SIS	L RTP #
Purchase Vehicles/Equipment	Palm Tran	0	-	-

Description

PALM TRAN BUS SUPPORT EQUIPMENT & FACILITIES

Notes

Original FM 2357491 allocated to Activity Line Items. FY 2025 includes unobligated funds from FY 22-25.

PHASE	FUND SOURCE	PRIOR	FY2026	FY2027	FY2028	FY2029	FY2030	FUTURE	TOTAL
OPS	5307	\$16,853,616	-	-	-	-	-	-	\$16,853,616
Total OPS		\$16,853,616	-	-	-	-	-	-	\$16,853,616
Total Prior Costs		\$16,853,616	-	-	-	-	-	-	\$16,853,616
Total Programmed		\$16,853,616	-	-	-	-	-	-	\$16,853,616

PT_116 - PALM TRAN BUS SIGNAL & COMMUNICATIONS EQUIPMENT

Type of Work Description	Managed by	Length	SIS	L RTP #
Purchase Vehicles/Equipment	Palm Tran	0	-	-

Description
PALM TRAN BUS SIGNAL & COMMUNICATIONS EQUIPMENT

Notes
Original FM 2357491 allocated to Activity Line Items. FY 2025 includes unobligated funds from FY 22-25.

PHASE	FUND SOURCE	PRIOR	FY2026	FY2027	FY2028	FY2029	FY2030	FUTURE	TOTAL
OPS	5307	\$2,454,820	-	-	-	-	-	-	\$2,454,820
Total OPS		\$2,454,820	-	-	-	-	-	-	\$2,454,820
Total Prior Costs		\$2,454,820	-	-	-	-	-	-	\$2,454,820
Total Programmed		\$2,454,820	-	-	-	-	-	-	\$2,454,820

PT_117 - PALM TRAN PREVENTATIVE MAINTENANCE & OTHER CAPITAL

Type of Work Description	Managed by	Length	SIS	L RTP #
Purchase Vehicles/Equipment	Palm Tran	0	-	-

Description
PALM TRAN PREVENTATIVE MAINTENANCE & OTHER CAPITAL

Notes
Original FM 2357491 allocated to Activity Line Items. FY 2025 includes unobligated funds from FY 22-25.

PHASE	FUND SOURCE	PRIOR	FY2026	FY2027	FY2028	FY2029	FY2030	FUTURE	TOTAL
OPS	5307	\$54,895,714	\$12,501,606	\$12,501,606	\$12,501,606	\$12,501,606	\$12,501,606	-	\$117,403,744
Total OPS		\$54,895,714	\$12,501,606	\$12,501,606	\$12,501,606	\$12,501,606	\$12,501,606	-	\$117,403,744
Total Prior Costs		\$54,895,714	-	-	-	-	-	-	\$54,895,714
Total Programmed		\$54,895,714	\$12,501,606	\$12,501,606	\$12,501,606	\$12,501,606	\$12,501,606	-	\$117,403,744

PT_119 - PALM TRAN BUS ASSOCIATED TRANSIT ENHANCEMENTS

Type of Work Description	Managed by	Length	SIS	L RTP #
Purchase Vehicles/Equipment	Palm Tran	0	-	-

Description
PALM TRAN BUS ASSOCIATED TRANSIT ENHANCEMENTS

Notes
Original FM 2357491 allocated to Activity Line Items. FY 2025 includes unobligated funds from FY 22-25.

PHASE	FUND SOURCE	PRIOR	FY2026	FY2027	FY2028	FY2029	FY2030	FUTURE	TOTAL
OPS	5307	\$15,990,749	-	-	-	-	-	-	\$15,990,749
Total OPS		\$15,990,749	-	-	-	-	-	-	\$15,990,749
Total Prior Costs		\$15,990,749	-	-	-	-	-	-	\$15,990,749
Total Programmed		\$15,990,749	-	-	-	-	-	-	\$15,990,749

PT_300_FIXED - PALM TRAN FIXED ROUTE OPERATING

Type of Work Description	Managed by	Length	SIS	L RTP #
Operating For Fixed Route	Palm Tran	0	-	-

Description
Fixed route system staff and operations.

Notes
Original FM 2357491 allocated to Activity Line Items. FY 2025 includes unobligated funds from FY 22-25.

PHASE	FUND SOURCE	PRIOR	FY2026	FY2027	FY2028	FY2029	FY2030	FUTURE	TOTAL
OPS	5311	\$651,827	\$651,827	\$651,827	\$651,827	\$651,827	\$651,827	-	\$3,910,962
OPS	ADR	\$62,000	\$736,000	\$736,000	\$736,000	\$736,000	\$736,000	-	\$3,742,000
OPS	BOCA	\$47,600	\$505,000	\$505,000	\$505,000	\$505,000	\$505,000	-	\$2,572,600
OPS	CENW	\$350,000	\$350,000	\$350,000	\$350,000	\$350,000	\$350,000	-	\$2,100,000
OPS	DDR	-	\$5,718,859	\$5,718,859	\$5,718,859	\$5,718,859	\$5,718,859	-	\$28,594,295
OPS	DPTO	\$650,125	\$458,369	\$458,369	\$458,369	\$458,369	\$458,369	-	\$2,941,970
OPS	FBR	\$9,943,000	\$8,620,300	\$8,620,300	\$8,620,300	\$8,620,300	\$8,620,300	-	\$53,044,500
OPS	GT	\$3,304,500	\$33,695,000	\$33,695,000	\$33,695,000	\$33,695,000	\$33,695,000	-	\$171,779,500
OPS	RTA	\$66,600	\$666,666	\$666,666	\$666,666	\$666,666	\$666,666	-	\$3,399,930
Total OPS		\$15,075,652	\$51,402,021	\$51,402,021	\$51,402,021	\$51,402,021	\$51,402,021	-	\$272,085,757
Total Prior Costs		\$15,075,652	-	-	-	-	-	-	\$15,075,652
Total Programmed		\$15,075,652	\$51,402,021	\$51,402,021	\$51,402,021	\$51,402,021	\$51,402,021	-	\$272,085,757

PT_300_PARA - PALM TRAN PARATRANSIT & COMPLEMENTARY ADA SERVICE

Type of Work Description	Managed by	Length	SIS	L RTP #
Operation For Paratransit Service	Palm Tran	0	-	-

Description

Paratransit system staff and operations.

Notes

Original FM 2357491 allocated to Activity Line Items. FY 2025 includes unobligated funds from FY 22-25.

PHASE	FUND SOURCE	PRIOR	FY2026	FY2027	FY2028	FY2029	FY2030	FUTURE	TOTAL
OPS	ADV	\$327,000	\$80,104,740	\$80,104,740	\$80,104,740	\$80,104,740	\$80,104,740	-	\$400,850,700
OPS	FBR	\$2,073,000	\$2,230,100	\$2,230,100	\$2,230,100	\$2,230,100	\$2,230,100	-	\$13,223,500
OPS	TDTF	\$319,700	\$3,535,152	\$3,535,152	\$3,535,152	\$3,535,152	\$3,535,152	-	\$17,995,460
Total OPS		\$2,719,700	\$85,869,992	\$85,869,992	\$85,869,992	\$85,869,992	\$85,869,992	-	\$432,069,660
Total Prior Costs		\$2,719,700	-	-	-	-	-	-	\$2,719,700
Total Programmed		\$2,719,700	\$85,869,992	\$85,869,992	\$85,869,992	\$85,869,992	\$85,869,992	-	\$432,069,660

PT_442 - PALM TRAN PLANNING

Type of Work Description	Managed by	Length	SIS	L RTP #
Transportation Planning	Palm Tran	0	-	-

Description

Urban area transit comprehensive planning.

Notes

Original FM 2357491 allocated to Activity Line Items. FY 2025 includes unobligated funds from FY 22-25

PHASE	FUND SOURCE	PRIOR	FY2026	FY2027	FY2028	FY2029	FY2030	FUTURE	TOTAL
OPS	5307	\$6,663,033	\$1,000,000	\$1,000,000	\$1,000,000	\$1,000,000	\$1,000,000	-	\$11,663,033
Total OPS		\$6,663,033	\$1,000,000	\$1,000,000	\$1,000,000	\$1,000,000	\$1,000,000	-	\$11,663,033
Total Prior Costs		\$6,663,033	-	-	-	-	-	-	\$6,663,033
Total Programmed		\$6,663,033	\$1,000,000	\$1,000,000	\$1,000,000	\$1,000,000	\$1,000,000	-	\$11,663,033

PT-AD-OPS - PALM TRAN COMPLEMENTARY ADA SERVICE

Type of Work Description	Managed by	Length	SIS	L RTP #
Operation For Paratransit Service	Palm Tran	0	No	-

Description
Palm Tran Complementary ADA Service

Notes
-

PHASE	FUND SOURCE	PRIOR	FY2026	FY2027	FY2028	FY2029	FY2030	FUTURE	TOTAL
OPS	ADV	\$72,395,971	\$37,500,000	\$37,500,000	\$37,500,000	\$37,500,000	-	-	\$222,395,971
OPS	FBR	\$4,460,000	\$1,593,000	\$1,593,000	\$2,230,000	\$2,230,000	-	-	\$12,106,000
Total OPS		\$76,855,971	\$39,093,000	\$39,093,000	\$39,730,000	\$39,730,000	-	-	\$234,501,971
Total Prior Costs		\$76,855,971	-	-	-	-	-	-	\$76,855,971
Total Programmed		\$76,855,971	\$39,093,000	\$39,093,000	\$39,730,000	\$39,730,000	-	-	\$234,501,971

PT-ENH - PALM TRAN TRANSIT ENHANCEMENTS

Type of Work Description	Managed by	Length	SIS	L RTP #
Operating For Fixed Route	Palm Tran	0	No	-

Description
PALM TRAN TRANSIT ENHANCEMENTS

Notes
-

PHASE	FUND SOURCE	PRIOR	FY2026	FY2027	FY2028	FY2029	FY2030	FUTURE	TOTAL
CAP	5307	\$819,000	\$160,000	\$160,000	-	-	-	-	\$1,139,000
Total CAP		\$819,000	\$160,000	\$160,000	-	-	-	-	\$1,139,000
Total Prior Costs		\$819,000	-	-	-	-	-	-	\$819,000
Total Programmed		\$819,000	\$160,000	\$160,000	-	-	-	-	\$1,139,000

PT-FRB - PALM TRAN FIXED ROUTE BUS REPLACEMENT

Type of Work Description	Managed by	Length	SIS	L RTP #
Capital For Fixed Route	Palm Tran	0	No	-

Description

Palm Tran fixed route bus replacements

Notes

Includes 4071884 - Palm Beach County Block Grant Operating Assistance.

PHASE	FUND SOURCE	PRIOR	FY2026	FY2027	FY2028	FY2029	FY2030	FUTURE	TOTAL
CAP	5307	\$25,398,000	\$12,699,000	\$12,699,000	\$12,699,000	\$12,699,000	-	-	\$76,194,000
CAP	5339	\$4,000,000	\$2,000,000	\$2,000,000	\$2,000,000	\$2,000,000	-	-	\$12,000,000
Total CAP		\$29,398,000	\$14,699,000	\$14,699,000	\$14,699,000	\$14,699,000	-	-	\$88,194,000
Total Prior Costs		\$29,398,000	-	-	-	-	-	-	\$29,398,000
Total Programmed		\$29,398,000	\$14,699,000	\$14,699,000	\$14,699,000	\$14,699,000	-	-	\$88,194,000

PT-FR-OPS - PALM TRAN FIXED ROUTE OPERATIONS

Type of Work Description	Managed by	Length	SIS	L RTP #
Operating For Fixed Route	Palm Tran	0	No	-

Description
Palm Tran fixed route transit service

Notes
Includes FDOT projects 2357491 (5307 FTA funds), 4071884 (State Block Grant Operating Assistance), 4344951 (5339 FTA funds), and 4071844 (5311-D FTA Funds).

PHASE	FUND SOURCE	PRIOR	FY2026	FY2027	FY2028	FY2029	FY2030	FUTURE	TOTAL
OPS	5307	\$14,000,000	\$8,500,000	\$9,500,000	\$9,500,000	\$9,500,000	-	-	\$51,000,000
OPS	5311	\$734,095	\$443,158	\$450,970	\$459,642	\$459,642	-	-	\$2,547,507
OPS	ADR	\$1,450,000	\$725,000	\$725,000	\$620,000	\$650,000	-	-	\$4,170,000
OPS	BOCA	\$750,000	\$375,000	\$375,000	\$476,000	\$476,000	-	-	\$2,452,000
OPS	CENW	\$750,000	\$375,000	\$375,000	\$350,000	\$350,000	-	-	\$2,200,000
OPS	DDR	\$4,824,207	\$5,809,933	\$6,799,128	\$3,718,429	\$3,718,429	-	-	\$24,870,126
OPS	DPTO	\$8,021,621	\$950,704	\$98,052	\$3,385,667	\$3,385,667	-	-	\$15,841,711
OPS	FBR	\$20,084,634	\$7,335,000	\$10,000,000	\$10,000,000	\$10,000,000	-	-	\$57,419,634
OPS	LGT	\$66,090,000	\$33,045,000	\$33,045,000	\$33,045,000	\$33,045,000	-	-	\$198,270,000
OPS	RTA	\$1,332,000	\$666,000	\$666,000	\$666,000	\$666,000	-	-	\$3,996,000
Total OPS		\$118,036,557	\$58,224,795	\$62,034,150	\$62,220,738	\$62,250,738	-	-	\$362,766,978
Total Prior Costs		\$118,036,557	-	-	-	-	-	-	\$118,036,557
Total Programmed		\$118,036,557	\$58,224,795	\$62,034,150	\$62,220,738	\$62,250,738	-	-	\$362,766,978

PT-PL - GENERAL PLANNING CONSULTANT

Type of Work Description	Managed by	Length	SIS	L RTP #
Transportation Planning	Palm Tran	0	No	-

Description

-

Notes

-

PHASE	FUND SOURCE	PRIOR	FY2026	FY2027	FY2028	FY2029	FY2030	FUTURE	TOTAL
CAP	5307	\$1,000,000	\$500,000	\$500,000	\$500,000	\$500,000	-	-	\$3,000,000
Total CAP		\$1,000,000	\$500,000	\$500,000	\$500,000	\$500,000	-	-	\$3,000,000
Total Prior Costs		\$1,000,000	-	-	-	-	-	-	\$1,000,000
Total Programmed		\$1,000,000	\$500,000	\$500,000	\$500,000	\$500,000	-	-	\$3,000,000

PT-SECUR - PALM TRAN SECURITY ENHANCEMENTS

Type of Work Description	Managed by	Length	SIS	L RTP #
Capital For Fixed Route	Palm Tran	0	No	-

Description

-

Notes

-

PHASE	FUND SOURCE	PRIOR	FY2026	FY2027	FY2028	FY2029	FY2030	FUTURE	TOTAL
CAP	5307	\$398,000	\$199,000	\$199,000	\$199,000	\$199,000	-	-	\$1,194,000
Total CAP		\$398,000	\$199,000	\$199,000	\$199,000	\$199,000	-	-	\$1,194,000
Total Prior Costs		\$398,000	-	-	-	-	-	-	\$398,000
Total Programmed		\$398,000	\$199,000	\$199,000	\$199,000	\$199,000	-	-	\$1,194,000

PT-SHELT - PALM TRAN TRANSIT SHELTERS

Type of Work Description	Managed by	Length	SIS	L RTP #
Transit Improvement	Palm Tran	0	No	-

Description
Palm Tran transit shelters.

Notes
-

PHASE	FUND SOURCE	PRIOR	FY2026	FY2027	FY2028	FY2029	FY2030	FUTURE	TOTAL
CAP	5307	\$1,500,000	\$1,500,000	\$500,000	\$500,000	\$500,000	-	-	\$4,500,000
Total CAP		\$1,500,000	\$1,500,000	\$500,000	\$500,000	\$500,000	-	-	\$4,500,000
Total Prior Costs		\$1,500,000	-	-	-	-	-	-	\$1,500,000
Total Programmed		\$1,500,000	\$1,500,000	\$500,000	\$500,000	\$500,000	-	-	\$4,500,000

PT-TD-OPS - PALM TRAN TD PARATRANSIT SERVICE

Type of Work Description	Managed by	Length	SIS	L RTP #
Operation For Paratransit Service	Palm Tran	0	No	-

Description
Operations and capital expenses for paratransit service within three-quarters of a mile of Palm Tran fixed-route. Includes Americans with Disabilities (ADA) and Transportation Disadvantaged (TD) programs.

Notes
-

PHASE	FUND SOURCE	PRIOR	FY2026	FY2027	FY2028	FY2029	FY2030	FUTURE	TOTAL
OPS	ADV	\$660,000	\$330,000	\$330,000	\$330,000	\$330,000	-	-	\$1,980,000
OPS	FBR	\$370,000	\$185,000	\$185,000	\$185,000	\$185,000	-	-	\$1,110,000
OPS	TDTF	\$6,394,000	\$3,197,000	\$3,197,000	\$3,197,000	\$3,197,000	-	-	\$19,182,000
Total OPS		\$7,424,000	\$3,712,000	\$3,712,000	\$3,712,000	\$3,712,000	-	-	\$22,272,000
Total Prior Costs		\$7,424,000	-	-	-	-	-	-	\$7,424,000
Total Programmed		\$7,424,000	\$3,712,000	\$3,712,000	\$3,712,000	\$3,712,000	-	-	\$22,272,000

PT-VEH - PALM TRAN SERVICE VEHICLES

Type of Work Description Capital For Fixed Route	Managed by Palm Tran	Length 0	SIS No	L RTP # -
---	-------------------------	-------------	-----------	--------------

Description
Palm Tran service vehicles.

Notes
-

PHASE	FUND SOURCE	PRIOR	FY2026	FY2027	FY2028	FY2029	FY2030	FUTURE	TOTAL
CAP	5307	\$36,000	\$18,000	\$18,000	\$18,000	\$18,000	-	-	\$108,000
Total CAP		\$36,000	\$18,000	\$18,000	\$18,000	\$18,000	-	-	\$108,000
Total Prior Costs		\$36,000	-	-	-	-	-	-	\$36,000
Total Programmed		\$36,000	\$18,000	\$18,000	\$18,000	\$18,000	-	-	\$108,000

4537761 - ALLENDALE ST, CAROLINE ST AND NW 22ND AVE

Type of Work Description	Managed by	Length	SIS	L RTP #
Rail Revenue/Operationa Impr	FDOT	0	No	-

Description

-

Notes

-

PHASE	FUND SOURCE	PRIOR	FY2026	FY2027	FY2028	FY2029	FY2030	FUTURE	TOTAL
PDE	DPTO	-	\$573,705	-	-	-	-	-	\$573,705
Total PDE		-	\$573,705	-	-	-	-	-	\$573,705
Total Programmed		-	\$573,705	-	-	-	-	-	\$573,705

4515171 - BELLE GLADE STATE MUNICIPAL AIRPORT - BELLE RD DESIGN X10

Type of Work Description	Managed by	Length	SIS	L RTP #
Aviation Capacity Project	FDOT	0	No	-

Description

-

Notes

-

PHASE	FUND SOURCE	PRIOR	FY2026	FY2027	FY2028	FY2029	FY2030	FUTURE	TOTAL
CAP	DPTO	-	\$126,000	-	-	-	-	-	\$126,000
Total CAP		-	\$126,000	-	-	-	-	-	\$126,000
Total Programmed		-	\$126,000	-	-	-	-	-	\$126,000

4515501 - BELLE GLADE STATE MUNICIPAL AIRPORT - ENVIRONMENTAL MITIGATION

Type of Work Description	Managed by	Length	SIS	L RTP #
Aviation Environmental Project	FDOT	0	No	-

Description

-

Notes

-

PHASE	FUND SOURCE	PRIOR	FY2026	FY2027	FY2028	FY2029	FY2030	FUTURE	TOTAL
CAP	DPTO	-	-	\$500,000	-	-	-	-	\$500,000
Total CAP		-	-	\$500,000	-	-	-	-	\$500,000
Total Programmed		-	-	\$500,000	-	-	-	-	\$500,000

4515411 - BELLE GLADE STATE MUNICIPAL AIRPORT - PERIMETER RD - CONSTRUCTION PHASE

Type of Work Description	Managed by	Length	SIS	L RTP #
Aviation Preservation Project	FDOT	0	No	-

Description

-

Notes

-

PHASE	FUND SOURCE	PRIOR	FY2026	FY2027	FY2028	FY2029	FY2030	FUTURE	TOTAL
CAP	DPTO	-	-	-	\$965,000	-	-	-	\$965,000
Total CAP		-	-	-	\$965,000	-	-	-	\$965,000
Total Programmed		-	-	-	\$965,000	-	-	-	\$965,000

4440241 - BELLE GLADE STATE MUNICIPAL AIRPORT - SELF-SERVICE FUELING STATION

Type of Work Description	Managed by	Length	SIS	L RTP #
Aviation Revenue/Operational	FDOT	0	No	-

Description
Design and construction self-service fueling station.

Notes
-

PHASE	FUND SOURCE	PRIOR	FY2026	FY2027	FY2028	FY2029	FY2030	FUTURE	TOTAL
CAP	DDR	-	-	\$122,400	-	-	-	-	\$122,400
Total CAP		-	-	\$122,400	-	-	-	-	\$122,400
Total Programmed		-	-	\$122,400	-	-	-	-	\$122,400

4480981 - BELLE GLADE STATE MUNICIPAL AIRPORT - X10 ENVIRONMENTAL & DESIGN OF T-HANGARS

Type of Work Description	Managed by	Length	SIS	L RTP #
Aviation Revenue/Operational	FDOT	0	No	-

Description
Design and construction of T-Hangars.

Notes
-

PHASE	FUND SOURCE	PRIOR	FY2026	FY2027	FY2028	FY2029	FY2030	FUTURE	TOTAL
CAP	DPTO	-	\$168,000	-	-	-	-	-	\$168,000
Total CAP		-	\$168,000	-	-	-	-	-	\$168,000
Total Programmed		-	\$168,000	-	-	-	-	-	\$168,000

4548961 - BOCA RATON AIRPORT - AIRPORT SECURITY IMPROVEMENTS CCTV CAMERAS &

Type of Work Description	Managed by	Length	SIS	L RTP #
Aviation Preservation Project	Boca Raton Airport Authority	-	No	-

Description

Design of Airport Security Improvements such as additional CCTV cameras, additional fiber optic cabling installation, and supporting infrastructure, hardware, and other appurtenances needed to integrate with the Airport's current security systems.

Notes

-

PHASE	FUND SOURCE	PRIOR	FY2026	FY2027	FY2028	FY2029	FY2030	FUTURE	TOTAL
CAP	DPTO	-	-	-	-	\$2,040,000	-	-	\$2,040,000
CAP	LF	-	-	-	-	\$510,000	-	-	\$510,000
Total CAP		-	-	-	-	\$2,550,000	-	-	\$2,550,000
Total Programmed		-	-	-	-	\$2,550,000	-	-	\$2,550,000

4548121 - BOCA RATON AIRPORT - ^aRUNWAY 5 AIRCRAFT HOLDING BAY REHAB - DESIGN

Type of Work Description	Managed by	Length	SIS	L RTP #
Aviation Revenue/Operational	Boca Raton Airport Authority	-	No	-

Description

Design portion for the rehabilitation for the existing Runway 5 aircraft holding bay, which is approx. 3,500 square yards.

Notes

-

PHASE	FUND SOURCE	PRIOR	FY2026	FY2027	FY2028	FY2029	FY2030	FUTURE	TOTAL
CAP	DPTO	-	\$88,000	-	-	-	-	-	\$88,000
CAP	LF	-	\$22,000	-	-	-	-	-	\$22,000
Total CAP		-	\$110,000	-	-	-	-	-	\$110,000
Total Programmed		-	\$110,000	-	-	-	-	-	\$110,000

4548141 - BOCA RATON AIRPORT - ^aRUNWAY 5 TAXIWAYS

Type of Work Description	Managed by	Length	SIS	L RTP #
Aviation Preservation Project	Boca Raton Airport Authority	-	No	-

Description

Construction associated with taxiway geometry enhancements and rehabilitation. Geometry enhancements will add approx. 2,800 sq. yards of additional pavement to the edge of the existing taxiways and remark the centerlines to comply with FAA guidance. Taxiways B1, B2, B5, B7, B8, P3, and P9 do not provide the standard TESM and centerline turning radius in accordance with FAA design standards for TDG 2B.

Notes

B1, B2, B5, B7, B8, P3, AND P9 GEOMETRY ENHANCEMENTAND B5, P9 REHAB CONSTRUCTION

PHASE	FUND SOURCE	PRIOR	FY2026	FY2027	FY2028	FY2029	FY2030	FUTURE	TOTAL
CAP	DPTO	-	\$131,333	-	-	-	-	-	\$131,333
CAP	FAA	-	\$1,100,000	-	-	-	-	-	\$1,100,000
CAP	LF	-	\$78,667	-	-	-	-	-	\$78,667
Total CAP		-	\$1,310,000	-	-	-	-	-	\$1,310,000
Total Programmed		-	\$1,310,000	-	-	-	-	-	\$1,310,000

4550061 - BOCA RATON AIRPORT - ATCT MUNICIPAL SEWER CONNECTION DESIGN

Type of Work Description	Managed by	Length	SIS	L RTP #
Aviation Revenue/Operational	Boca Raton Airport Authority	-	No	-

Description

ATCT for BCT currently utilizes a septic tank and drain field system to handle raw sewage. Project design portion would connect the facility to the city's municipal waste system to remove a potential pollutant source from the airfield.

Notes

-

PHASE	FUND SOURCE	PRIOR	FY2026	FY2027	FY2028	FY2029	FY2030	FUTURE	TOTAL
CAP	DPTO	-	-	-	\$320,000	-	-	-	\$320,000
CAP	LF	-	-	-	\$80,000	-	-	-	\$80,000
Total CAP		-	-	-	\$400,000	-	-	-	\$400,000
Total Programmed		-	-	-	\$400,000	-	-	-	\$400,000

4515681 - BOCA RATON AIRPORT - ELECTRICAL VAULT AND AIRPORT BEACON

Type of Work Description	Managed by	Length	SIS	L RTP #
Aviation Revenue/Operational	Boca Raton Airport Authority	0	No	-

Description

Architectural and engineering analysis and design, surveying, geotechnical testing, permitting, bid/award services, and other professional services needed to complete the design development of a new, replacement airfield electrical vault and airport rotating beacon.

Notes

This project is a continuation to the Siting Analysis and Preliminary Engineering project included in FY2025

PHASE	FUND SOURCE	PRIOR	FY2026	FY2027	FY2028	FY2029	FY2030	FUTURE	TOTAL
CAP	DPTO	-	\$160,000	-	-	-	-	-	\$160,000
CAP	LF	-	\$40,000	-	-	-	-	-	\$40,000
Total CAP		-	\$200,000	-	-	-	-	-	\$200,000
Total Programmed		-	\$200,000	-	-	-	-	-	\$200,000

4550091 - BOCA RATON AIRPORT - EMAS BED MID-LIFE REHABILITATION

Type of Work Description	Managed by	Length	SIS	L RTP #
Aviation Security Project	Boca Raton Airport Authority	-	No	-

Description

Removal of all seam sealer material, re-installation of the latest generation of sealant, drilling test samples into random blocks to ensure structural integrity, re-painting the markings.

Notes

The EMAS bed manufacturer recommends a rehabilitation of the beds at the midpoint of their expected lifespan. BCT's EMAS beds were constructed in 2016 and 2017 respectively and will be within their midlife window within the 2028 operational year.

PHASE	FUND SOURCE	PRIOR	FY2026	FY2027	FY2028	FY2029	FY2030	FUTURE	TOTAL
CAP	DPTO	-	-	-	\$984,000	-	-	-	\$984,000
CAP	LF	-	-	-	\$246,000	-	-	-	\$246,000
Total CAP		-	-	-	\$1,230,000	-	-	-	\$1,230,000
Total Programmed		-	-	-	\$1,230,000	-	-	-	\$1,230,000

4533681 - BOCA RATON AIRPORT - RELOCATION OF ELECTRICAL VAULT & AIRPORT BEACON

Type of Work Description	Managed by	Length	SIS	L RTP #
Aviation Revenue/Operational	Boca Raton Airport Authority	0	No	-

Description

Construction, construction administration, inspection, testing, and other professional consulting services necessary for the construction of a new, replacement airfield electrical vault and airport rotating beacon.

Notes

This project is a continuation to the Siting Analysis and Preliminary Engineering project included in FY2025 and the Design project included in FY2026.

PHASE	FUND SOURCE	PRIOR	FY2026	FY2027	FY2028	FY2029	FY2030	FUTURE	TOTAL
CAP	DPTO	-	-	\$2,280,000	-	-	-	-	\$2,280,000
CAP	LF	-	-	\$570,000	-	-	-	-	\$570,000
Total CAP		-	-	\$2,850,000	-	-	-	-	\$2,850,000
Total Programmed		-	-	\$2,850,000	-	-	-	-	\$2,850,000

4550071 - BOCA RATON AIRPORT - RUNWAY 5 HOLDING BAY REHABILITATION

Type of Work Description	Managed by	Length	SIS	L RTP #
Aviation Preservation Project	Boca Raton Airport Authority	-	No	-

Description

Construction portion for the rehabilitation of the existing Runway 5 aircraft holding bay measuring approx. 3,500 sq. yards.

Notes

-

PHASE	FUND SOURCE	PRIOR	FY2026	FY2027	FY2028	FY2029	FY2030	FUTURE	TOTAL
CAP	DPTO	-	-	-	\$560,000	-	-	-	\$560,000
CAP	LF	-	-	-	\$140,000	-	-	-	\$140,000
Total CAP		-	-	-	\$700,000	-	-	-	\$700,000
Total Programmed		-	-	-	\$700,000	-	-	-	\$700,000

4550081 - BOCA RATON AIRPORT - SECURITY FENCE AND GATE REPLACEMENT - CONSTRUCTION

Type of Work Description	Managed by	Length	SIS	L RTP #
Aviation Security Project	Boca Raton Airport Authority	-	No	-

Description

Construction function of replacement of vehicle gates, associated hardware and signage, security fencing, and barbed wire. Leverage any new or emerging technologies that could help minimize maintenance requirements and enhance functionality.

Notes

-

PHASE	FUND SOURCE	PRIOR	FY2026	FY2027	FY2028	FY2029	FY2030	FUTURE	TOTAL
CAP	DPTO	-	-	-	\$600,000	-	-	-	\$600,000
CAP	LF	-	-	-	\$150,000	-	-	-	\$150,000
Total CAP		-	-	-	\$750,000	-	-	-	\$750,000
Total Programmed		-	-	-	\$750,000	-	-	-	\$750,000

4533701 - BOCA RATON AIRPORT - SECURITY FENCE AND GATE REPLACEMENT - DESIGN

Type of Work Description	Managed by	Length	SIS	L RTP #
Aviation Security Project	Boca Raton Airport Authority	0	No	-

Description

Design function of replacement of vehicle gates, associated hardware and signage, security fencing, and barbed wire. Leverage any new or emerging technologies that could help minimize maintenance requirements and enhance functionality.

Notes

-

PHASE	FUND SOURCE	PRIOR	FY2026	FY2027	FY2028	FY2029	FY2030	FUTURE	TOTAL
CAP	DPTO	-	-	\$120,000	-	-	-	-	\$120,000
CAP	LF	-	-	\$30,000	-	-	-	-	\$30,000
Total CAP		-	-	\$150,000	-	-	-	-	\$150,000
Total Programmed		-	-	\$150,000	-	-	-	-	\$150,000

4533631 - BOCA RATON AIRPORT - UNDERGROUND UTILITY MAPPING

Type of Work Description	Managed by	Length	SIS	L RTP #
Aviation Revenue/Operational	Boca Raton Airport Authority	0	No	-

Description

Use of various methods to survey and locate all utilities underground on airport property, which pose a risk to other construction projects on the airfield.

Notes

The airport was originally constructed in the 1940s and has since undergone numerous projects involving the addition of utilities placed in various locations underground. Many of these locations are unknown, and therefore pose a risk to other construction projects occurring on the airfield.

PHASE	FUND SOURCE	PRIOR	FY2026	FY2027	FY2028	FY2029	FY2030	FUTURE	TOTAL
CAP	DPTO	-	-	\$352,000	-	-	-	-	\$352,000
CAP	LF	-	-	\$88,000	-	-	-	-	\$88,000
Total CAP		-	-	\$440,000	-	-	-	-	\$440,000
Total Programmed		-	-	\$440,000	-	-	-	-	\$440,000

4554101 - E MAIN STREET / MILL RD AT CROSSING #853360D

Type of Work Description	Managed by	Length	SIS	L RTP #
Rail Safety Project	FDOT	-	Yes	-

Description

Signal upgrades, include a new crossing control device, left turn black out sign, and LED lights.

Notes

-

PHASE	FUND SOURCE	PRIOR	FY2026	FY2027	FY2028	FY2029	FY2030	FUTURE	TOTAL
RRU	RHH	\$172,361	-	-	-	-	-	-	\$172,361
Total RRU		\$172,361	-	-	-	-	-	-	\$172,361
Total Prior Costs		\$172,361	-	-	-	-	-	-	\$172,361
Total Programmed		\$172,361	-	-	-	-	-	-	\$172,361

4483491 - FEC AT NW 4TH ST BOCA RATON PASSENGER RAIL STATION - BRIGHTLINE

Type of Work Description	Managed by	Length	SIS	L RTP #
Rail Capacity Project	FDOT	0	Yes	-

Description

FEC at NW 4th Street, adjacent to Boca Raton Public Library. New Passenger Rail Station at Brightline, Parking Garage, and Track Improvement

Notes

FRA/CRISI GRANT RECIPIENT:NEW PASSENGER RAIL STATION/BRIGHTLINE; PARKING GARAGE, AND TRACK AND IMPROVEMENT WORK

PHASE	FUND SOURCE	PRIOR	FY2026	FY2027	FY2028	FY2029	FY2030	FUTURE	TOTAL
CAP	FRA	\$16,350,000	-	-	-	-	-	-	\$16,350,000
Total CAP		\$16,350,000	-	-	-	-	-	-	\$16,350,000
Total Prior Costs		\$16,350,000	-	-	-	-	-	-	\$16,350,000
Total Programmed		\$16,350,000	-	-	-	-	-	-	\$16,350,000

4554091 - LARRIMORE RD AT CROSSING #272284G

Type of Work Description	Managed by	Length	SIS	L RTP #
Rail Safety Project	FDOT	-	Yes	-

Description

Signal upgrades to include 1-way set of 12" LEDs mounted to the Eastbound Cantilever and new signage to include crossbucks and Emergency Notification Signs.

Notes

-

PHASE	FUND SOURCE	PRIOR	FY2026	FY2027	FY2028	FY2029	FY2030	FUTURE	TOTAL
RRU	RHH	\$70,707	-	-	-	-	-	-	\$70,707
Total RRU		\$70,707	-	-	-	-	-	-	\$70,707
Total Prior Costs		\$70,707	-	-	-	-	-	-	\$70,707
Total Programmed		\$70,707	-	-	-	-	-	-	\$70,707

4516971 - NORTH MAIN ST/ STATE MARKET RD AT CROSSING #272286V

Type of Work Description	Managed by	Length	SIS	L RTP #
Rail Safety Project	FDOT	-	Yes	-

Description

Update a complete Wireless Illuminated advance warning package including material to incorporate into the existing grade crossing systems Advanced Warning Signals.

Notes

-

PHASE	FUND SOURCE	PRIOR	FY2026	FY2027	FY2028	FY2029	FY2030	FUTURE	TOTAL
RRU	RHH	\$250,000	-	-	-	-	-	-	\$250,000
Total RRU		\$250,000	-	-	-	-	-	-	\$250,000
Total Prior Costs		\$250,000	-	-	-	-	-	-	\$250,000
Total Programmed		\$250,000	-	-	-	-	-	-	\$250,000

4548991 - NORTH PALM BEACH COUNTY AIRPORT - AIRPORT PAVEMENT REHABILITATION

Type of Work Description	Managed by	Length	SIS	L RTP #
Aviation Preservation Project	Responsible Agency Not Available	-	No	-

Description

This project consists of pavement rehabilitation throughout the airfield where distress, cracks, and other impurities have been documented to extend the pavement life use, and for continued safe aircraft operations.

Notes

-

PHASE	FUND SOURCE	PRIOR	FY2026	FY2027	FY2028	FY2029	FY2030	FUTURE	TOTAL
CAP	DPTO	-	-	-	\$3,200,000	-	-	-	\$3,200,000
CAP	LF	-	-	-	\$800,000	-	-	-	\$800,000
Total CAP		-	-	-	\$4,000,000	-	-	-	\$4,000,000
Total Programmed		-	-	-	\$4,000,000	-	-	-	\$4,000,000

4533761 - NORTH PALM BEACH COUNTY AIRPORT - APRON REHABILITATION - PH 2

Type of Work Description	Managed by	Length	SIS	L RTP #
Aviation Preservation Project	Palm Beach County	0	No	-

Description

This project will provide maintenance and rehabilitation for pavement at North County Airport. Project components include taxilanes and aprons.

Notes

-

PHASE	FUND SOURCE	PRIOR	FY2026	FY2027	FY2028	FY2029	FY2030	FUTURE	TOTAL
CAP	DDR	-	-	\$1,982,000	-	-	-	-	\$1,982,000
CAP	LF	-	-	\$495,500	-	-	-	-	\$495,500
Total CAP		-	-	\$2,477,500	-	-	-	-	\$2,477,500
Total Programmed		-	-	\$2,477,500	-	-	-	-	\$2,477,500

4548161 - NORTH PALM BEACH COUNTY AIRPORT - RUNWAY 14-32 EXPANSION CONSTRUCTION

Type of Work Description	Managed by	Length	SIS	L RTP #
Aviation Capacity Project	Responsible Agency Not Available	-	No	-

Description

This project will design and construct the expansion of Runway 14-32 and related-improvements at North County Airport to meet existing and forecasted demand. Related improvements include increasing the separation between the runway/taxiway, environmental mitigation, and lighting/electrical improvements.

Notes

-

PHASE	FUND SOURCE	PRIOR	FY2026	FY2027	FY2028	FY2029	FY2030	FUTURE	TOTAL
CAP	DPTO	-	\$5,000,000	\$4,500,000	-	-	-	-	\$9,500,000
CAP	FAA	-	\$5,000,000	\$4,500,000	-	-	-	-	\$9,500,000
CAP	LF	-	\$5,000,000	\$4,500,000	-	-	-	-	\$9,500,000
Total CAP		-	\$15,000,000	\$13,500,000	-	-	-	-	\$28,500,000
Total Programmed		-	\$15,000,000	\$13,500,000	-	-	-	-	\$28,500,000

4533741 - PALM BEACH COUNTY GLADES AIRPORT - AWOS INSTALLATION

Type of Work Description	Managed by	Length	SIS	L RTP #
Aviation Safety Project	Palm Beach County	0	No	-

Description

This project will replace the Automated Weather Observation System (AWOS) at Palm Beach County Glades Airport. The existing AWOS has exceeded its useful life and requires replacement to provide weather information to pilots using the airport.

Notes

-

PHASE	FUND SOURCE	PRIOR	FY2026	FY2027	FY2028	FY2029	FY2030	FUTURE	TOTAL
CAP	DPTO	-	-	-	\$200,000	-	-	-	\$200,000
CAP	LF	-	-	-	\$50,000	-	-	-	\$50,000
Total CAP		-	-	-	\$250,000	-	-	-	\$250,000
Total Programmed		-	-	-	\$250,000	-	-	-	\$250,000

4515621 - PALM BEACH COUNTY PARK AIRPORT - AIRFIELD PAVEMENT MAINTENANCE & REHAB

Type of Work Description	Managed by	Length	SIS	L RTP #
Aviation Preservation Project	Palm Beach County	0	No	-

Description

This project will include airfield crack seal, pavement surface treatment, and remarking of areas that will benefit from preventative maintenance. The project will include areas of the aprons, taxiways, and runways that will benefit from preventative maintenance.

Notes

-

PHASE	FUND SOURCE	PRIOR	FY2026	FY2027	FY2028	FY2029	FY2030	FUTURE	TOTAL
CAP	DPTO	-	-	-	\$1,000,000	-	-	-	\$1,000,000
CAP	LF	-	-	-	\$250,000	-	-	-	\$250,000
Total CAP		-	-	-	\$1,250,000	-	-	-	\$1,250,000
Total Programmed		-	-	-	\$1,250,000	-	-	-	\$1,250,000

4515671 - PALM BEACH COUNTY PARK AIRPORT - RUNWAY 16-34 REHAB

Type of Work Description Aviation Preservation Project	Managed by Palm Beach County	Length 0	SIS No	L RTP # -
---	---------------------------------	-------------	-----------	--------------

Description

This project will design the rehabilitation of Runway 16-34 at Lantana Airport. The condition of the pavement requires rehabilitation to maintain its use for aircraft operations.

Notes

-

PHASE	FUND SOURCE	PRIOR	FY2026	FY2027	FY2028	FY2029	FY2030	FUTURE	TOTAL
CAP	DPTO	-	-	-	-	\$2,800,000	-	-	\$2,800,000
CAP	LF	-	-	-	-	\$700,000	-	-	\$700,000
Total CAP		-	-	-	-	\$3,500,000	-	-	\$3,500,000
Total Programmed		-	-	-	-	\$3,500,000	-	-	\$3,500,000

4515461 - PALM BEACH INTERNATIONAL AIRPORT - CONCOURSE B/C SECURE CONNECTOR

Type of Work Description Aviation Capacity Project	Managed by Palm Beach County	Length 0	SIS Yes	L RTP # -
---	---------------------------------	-------------	------------	--------------

Description

This project consists of the design and construction of a secure airside/ post security connector between concourses B and C. This will allow passengers to move more quickly and efficiently between concourses.

Notes

-

PHASE	FUND SOURCE	PRIOR	FY2026	FY2027	FY2028	FY2029	FY2030	FUTURE	TOTAL
CAP	DDR	\$7,500,000	-	\$6,500,000	-	-	-	-	\$14,000,000
CAP	LF	\$7,500,000	-	\$6,500,000	-	-	-	-	\$14,000,000
Total CAP		\$15,000,000	-	\$13,000,000	-	-	-	-	\$28,000,000
Total Prior Costs		\$15,000,000	-	-	-	-	-	-	\$15,000,000
Total Programmed		\$15,000,000	-	\$13,000,000	-	-	-	-	\$28,000,000

4444011 - PALM BEACH INTERNATIONAL AIRPORT - CONSTRUCT CARGO FACILITY

Type of Work Description	Managed by	Length	SIS	L RTP #
Aviation Revenue/Operational	Palm Beach County	0	Yes	-

Description

This project consists of the planning, design and construction of a new consolidated air freight/air cargo facility in the vicinity of the existing air cargo facilities in the northeast corner of the airport. This facility will replace the existing facility located on Belvedere Road, just to the northeast of the terminal.

Notes

-

PHASE	FUND SOURCE	PRIOR	FY2026	FY2027	FY2028	FY2029	FY2030	FUTURE	TOTAL
CAP	DPTO	-	-	-	-	-	\$7,500,000	-	\$7,500,000
CAP	LF	-	-	-	-	-	\$7,500,000	-	\$7,500,000
Total CAP		-	-	-	-	-	\$15,000,000	-	\$15,000,000
Total Programmed		-	-	-	-	-	\$15,000,000	-	\$15,000,000

4533861 - PALM BEACH INTERNATIONAL AIRPORT - CONSTRUCT PERIMETER RD & VEHICLE

Type of Work Description	Managed by	Length	SIS	L RTP #
Aviation Preservation Project	Palm Beach County	0	Yes	-

Description

This project will design and rehabilitate the perimeter road and vehicle service roads at Palm Beach International Airport in multiple phases.

Notes

-

PHASE	FUND SOURCE	PRIOR	FY2026	FY2027	FY2028	FY2029	FY2030	FUTURE	TOTAL
CAP	DPTO	-	-	-	\$1,250,000	\$1,250,000	-	-	\$2,500,000
CAP	LF	-	-	-	\$1,250,000	\$1,250,000	-	-	\$2,500,000
Total CAP		-	-	-	\$2,500,000	\$2,500,000	-	-	\$5,000,000
Total Programmed		-	-	-	\$2,500,000	\$2,500,000	-	-	\$5,000,000

4533671 - PALM BEACH INTERNATIONAL AIRPORT - DESIGN PERIMETER RD & VEHICLE

Type of Work Description	Managed by	Length	SIS	L RTP #
Aviation Preservation Project	Palm Beach County	0	Yes	-

Description

This project will design and rehabilitate the perimeter road and vehicle service roads at Palm Beach International Airport in multiple phases.

Notes

-

PHASE	FUND SOURCE	PRIOR	FY2026	FY2027	FY2028	FY2029	FY2030	FUTURE	TOTAL
CAP	DPTO	-	\$150,000	-	-	-	-	-	\$150,000
CAP	LF	-	\$150,000	-	-	-	-	-	\$150,000
Total CAP		-	\$300,000	-	-	-	-	-	\$300,000
Total Programmed		-	\$300,000	-	-	-	-	-	\$300,000

4550031 - PALM BEACH INTERNATIONAL AIRPORT - REPLACE PASSENGER BOARDING BRIDGES

Type of Work Description	Managed by	Length	SIS	L RTP #
Aviation Revenue/Operational	Responsible Agency Not Available	-	Yes	-

Description

This project will replace passenger boarding bridges on Concourses B and C. All boarding were installed between 2007 and 2008 and require replacement.

Notes

-

PHASE	FUND SOURCE	PRIOR	FY2026	FY2027	FY2028	FY2029	FY2030	FUTURE	TOTAL
CAP	DDR	-	-	-	\$2,791,263	\$1,903,806	-	-	\$4,695,069
CAP	DPTO	-	-	-	\$3,708,737	\$5,596,194	-	-	\$9,304,931
CAP	LF	-	-	-	\$6,500,000	\$7,500,000	-	-	\$14,000,000
Total CAP		-	-	-	\$13,000,000	\$15,000,000	-	-	\$28,000,000
Total Programmed		-	-	-	\$13,000,000	\$15,000,000	-	-	\$28,000,000

4515651 - PALM BEACH INTERNATIONAL AIRPORT - ROTATING BEACON REPLACEMENT

Type of Work Description	Managed by	Length	SIS	LRTP #
Aviation Revenue/Operational	Palm Beach County	0	Yes	-

Description

This project will provide for the replacement of the rotating beacon on top of the terminal at Palm Beach International Airport (PBI).

Notes

-

PHASE	FUND SOURCE	PRIOR	FY2026	FY2027	FY2028	FY2029	FY2030	FUTURE	TOTAL
CAP	DPTO	-	\$250,000	-	-	-	-	-	\$250,000
CAP	LF	-	\$250,000	-	-	-	-	-	\$250,000
Total CAP		-	\$500,000	-	-	-	-	-	\$500,000
Total Programmed		-	\$500,000	-	-	-	-	-	\$500,000

4533531 - PALM BEACH INTERNATIONAL AIRPORT - RUNWAY 10L-28R REHAB CONSTRUCT

Type of Work Description	Managed by	Length	SIS	LRTP #
Aviation Preservation Project	Palm Beach County	0	Yes	-

Description

This project will rehabilitate the pavement of the primary commercial service runway, Runway 10L-28R, at Palm Beach International Airport. The project will include lighting and airfield shoulder rehabilitation.

Notes

-

PHASE	FUND SOURCE	PRIOR	FY2026	FY2027	FY2028	FY2029	FY2030	FUTURE	TOTAL
CAP	DPTO	-	\$3,000,000	\$3,000,000	-	-	-	-	\$6,000,000
CAP	FAA	-	-	\$18,000,000	-	-	-	-	\$18,000,000
CAP	LF	-	\$3,000,000	\$3,000,000	-	-	-	-	\$6,000,000
Total CAP		-	\$6,000,000	\$24,000,000	-	-	-	-	\$30,000,000
Total Programmed		-	\$6,000,000	\$24,000,000	-	-	-	-	\$30,000,000

4553221 - PALM BEACH INTERNATIONAL AIRPORT TERMINAL FIS IMPROVEMENTS

Type of Work Description	Managed by	Length	SIS	L RTP #
Aviation Capacity Project	Responsible Agency Not Available	-	Yes	-

Description

This will expand the footprint of the existing FIS as well as bring additional improvements in anticipation of meeting future international passenger traffic demand into PBI and the greater Palm Beach/ North South-Florida region.

Notes

-

PHASE	FUND SOURCE	PRIOR	FY2026	FY2027	FY2028	FY2029	FY2030	FUTURE	TOTAL
CAP	DPTO	-	-	-	-	\$8,500,000	-	-	\$8,500,000
CAP	LF	-	-	-	-	\$8,500,000	-	-	\$8,500,000
Total CAP		-	-	-	-	\$17,000,000	-	-	\$17,000,000
Total Programmed		-	-	-	-	\$17,000,000	-	-	\$17,000,000

4538391 - SFRC - BOYNTON PASSING SIDING - PD&E/PE/DESIGN

Type of Work Description	Managed by	Length	SIS	L RTP #
Rail Revenue/Operationa Impr	FDOT	0	Yes	-

Description

-

Notes

-

PHASE	FUND SOURCE	PRIOR	FY2026	FY2027	FY2028	FY2029	FY2030	FUTURE	TOTAL
RRU	GMR	-	-	-	-	\$2,932,270	-	-	\$2,932,270
Total RRU		-	-	-	-	\$2,932,270	-	-	\$2,932,270
Total Programmed		-	-	-	-	\$2,932,270	-	-	\$2,932,270

4512321 - SFRC DAX CABLE CP CORAL - BELVEDERE RD

Type of Work Description	Managed by	Length	SIS	LRTP #
Rail Preservation Project	Responsible Agency Not Available	0	No	-

Description

-

Notes

-

PHASE	FUND SOURCE	PRIOR	FY2026	FY2027	FY2028	FY2029	FY2030	FUTURE	TOTAL
CAP	DPTO	-	-	\$2,770,200	-	-	-	-	\$2,770,200
Total CAP		-	-	\$2,770,200	-	-	-	-	\$2,770,200
Total Programmed		-	-	\$2,770,200	-	-	-	-	\$2,770,200

4538431 - SFRC OVERPASS FEASIBILITY STUDIES- W PALM

Type of Work Description	Managed by	Length	SIS	LRTP #
Rail Revenue/Operationa Impr	FDOT	0	Yes	-

Description

-

Notes

-

PHASE	FUND SOURCE	PRIOR	FY2026	FY2027	FY2028	FY2029	FY2030	FUTURE	TOTAL
PDE	GMR	-	-	\$24,356	-	-	-	-	\$24,356
Total PDE		-	-	\$24,356	-	-	-	-	\$24,356
Total Programmed		-	-	\$24,356	-	-	-	-	\$24,356

4556361 - SIGNAL SAFETY PROJECT @ BELVEDERE ROAD CROSSING # 272437H

Type of Work Description	Managed by	Length	SIS	L RTP #
Rail Safety Project	FDOT	-	No	-

Description

-

Notes

-

PHASE	FUND SOURCE	PRIOR	FY2026	FY2027	FY2028	FY2029	FY2030	FUTURE	TOTAL
RRU	RHH	-	\$1,590,368	-	-	-	-	-	\$1,590,368
Total RRU		-	\$1,590,368	-	-	-	-	-	\$1,590,368
Total Programmed		-	\$1,590,368	-	-	-	-	-	\$1,590,368

4516951 - SR-700/US-98 CONNORS HWY AT CROSSING #853353T SCFE RAILROAD

Type of Work Description	Managed by	Length	SIS	L RTP #
Rail Preservation Project	FDOT	-	Yes	-

Description

Perform Signal Safety Upgrade at this crossing. Install flashing lights and new signage.

Notes

-

PHASE	FUND SOURCE	PRIOR	FY2026	FY2027	FY2028	FY2029	FY2030	FUTURE	TOTAL
RRU	RHH	\$500,000	-	-	-	-	-	-	\$500,000
Total RRU		\$500,000	-	-	-	-	-	-	\$500,000
Total Prior Costs		\$500,000	-	-	-	-	-	-	\$500,000
Total Programmed		\$500,000	-	-	-	-	-	-	\$500,000

4556381 - SR 704 (OKEECHOBEE BLVD. W.) AT CROSSING

Type of Work Description Rail Safety Project	Managed by FDOT	Length -	SIS No	L RTP # -
---	--------------------	-------------	-----------	--------------

Description

-

Notes

-

PHASE	FUND SOURCE	PRIOR	FY2026	FY2027	FY2028	FY2029	FY2030	FUTURE	TOTAL
RRU	RHH	-	-	\$1,417,741	-	-	-	-	\$1,417,741
Total RRU		-	-	\$1,417,741	-	-	-	-	\$1,417,741
Total Programmed		-	-	\$1,417,741	-	-	-	-	\$1,417,741

4408301 - SR-782/LINTON BLVD @ SFRC CROSSING# 628160C

Type of Work Description Rail Safety Project	Managed by FDOT	Length 0.001	SIS No	L RTP # -
---	--------------------	-----------------	-----------	--------------

Description

UPGRADE CONSTANT WARNING TIME - 4000. TWO (2) NEW BELLS. ADIO KEY DOWN INDICATOR

Notes

-

PHASE	FUND SOURCE	PRIOR	FY2026	FY2027	FY2028	FY2029	FY2030	FUTURE	TOTAL
RRU	RHH	\$288,220	-	-	-	-	-	-	\$288,220
Total RRU		\$288,220	-	-	-	-	-	-	\$288,220
CST	SA	\$3,500	-	-	-	-	-	-	\$3,500
Total CST		\$3,500	-	-	-	-	-	-	\$3,500
Total Prior Costs		\$291,720	-	-	-	-	-	-	\$291,720
Total Programmed		\$291,720	-	-	-	-	-	-	\$291,720

4547411 - SR-802/LAKE WORTH ROAD CROSSING RECONSTRUCTION

Type of Work Description	Managed by	Length	SIS	L RTP #
Rail Safety Project	FDOT	-	No	-

Description

-

Notes

-

PHASE	FUND SOURCE	PRIOR	FY2026	FY2027	FY2028	FY2029	FY2030	FUTURE	TOTAL
RRU	DDR	\$332,826	-	-	-	-	-	-	\$332,826
RRU	DPTO	-	\$664,174	-	-	-	-	-	\$664,174
Total RRU		\$332,826	\$664,174	-	-	-	-	-	\$997,000
Total Prior Costs		\$332,826	-	-	-	-	-	-	\$332,826
Total Programmed		\$332,826	\$664,174	-	-	-	-	-	\$997,000

4547401 - SR-806/WEST ATLANTIC AVENUE CROSSING RECONSTRUCTION

Type of Work Description	Managed by	Length	SIS	L RTP #
Rail Safety Project	FDOT	-	No	-

Description

-

Notes

-

PHASE	FUND SOURCE	PRIOR	FY2026	FY2027	FY2028	FY2029	FY2030	FUTURE	TOTAL
RRU	DDR	\$332,826	-	-	-	-	-	-	\$332,826
RRU	DPTO	-	\$667,174	-	-	-	-	-	\$667,174
Total RRU		\$332,826	\$667,174	-	-	-	-	-	\$1,000,000
Total Prior Costs		\$332,826	-	-	-	-	-	-	\$332,826
Total Programmed		\$332,826	\$667,174	-	-	-	-	-	\$1,000,000

4537741 - TRI-RAIL NORTHERN LAYOVER FACILITY PHASE 2 - RAIL YARD

Type of Work Description	Managed by	Length	SIS	L RTP #
Rail Revenue/Operationa Impr	SFRTA	0	No	-

Description

Completion of the full scope of the Northern Layover Facility and includes layover track #4 and a full service and inspection pit.

Notes

-

PHASE	FUND SOURCE	PRIOR	FY2026	FY2027	FY2028	FY2029	FY2030	FUTURE	TOTAL
CAP	DPTO	-	-	\$8,867,391	-	-	-	-	\$8,867,391
Total CAP		-	-	\$8,867,391	-	-	-	-	\$8,867,391
Total Programmed		-	-	\$8,867,391	-	-	-	-	\$8,867,391

4554071 - US 441 AT CROSSING #272277W SCFE RAILROAD

Type of Work Description	Managed by	Length	SIS	L RTP #
Rail Safety Project	FDOT	-	Yes	-

Description

New pre-wired crossing control Shelter with circuitry, flashing light cantilevers and re-use flashing light gates.

Notes

-

PHASE	FUND SOURCE	PRIOR	FY2026	FY2027	FY2028	FY2029	FY2030	FUTURE	TOTAL
RRU	RHH	\$467,018	-	-	-	-	-	-	\$467,018
Total RRU		\$467,018	-	-	-	-	-	-	\$467,018
Total Prior Costs		\$467,018	-	-	-	-	-	-	\$467,018
Total Programmed		\$467,018	-	-	-	-	-	-	\$467,018

List of Appendices

APPENDIX A - Glossary

Available in Full Document and at PalmBeachTPA.org/TIP

APPENDIX B - Public Participation and Comments

Available at PalmBeachTPA.org/priorities

APPENDIX C - Federal Performance Measures

Available at PalmBeachTPA.org/TIP

APPENDIX D - TPA Priority Projects for FY 25-29

Available at PalmBeachTPA.org/priorities

APPENDIX E - Draft Tentative Work Program for FY 26-30

Available at PalmBeachTPA.org/TIP

APPENDIX F - Eastern Federal Lands Highway Division FY 25-28 TIP

Available at PalmBeachTPA.org/TIP

APPENDIX G - Annual Listing of Obligated Projects

Made available for prior fiscal year each October.

Available at PalmBeachTPA.org/TIP

APPENDIX H

TIP Amendments and Modifications

Available at PalmBeachTPA.org/TIP