



## TPA EXECUTIVE COMMITTEE MEETING AGENDA

DATE: **Friday, June 20, 2025**  
TIME: **3:00 p.m.**  
PLACE: **301 Datura Street, West Palm Beach, FL 33401**

Members of the public can [join the meeting](https://PalmBeachTPA.org/Meeting) in person or virtually at: [PalmBeachTPA.org/Meeting](https://PalmBeachTPA.org/Meeting).

Please call 561-725-0800 or e-mail [info@PalmBeachTPA.org](mailto:info@PalmBeachTPA.org) for assistance joining the virtual meeting.

---

### 1. REGULAR ITEMS

- A. Call to Order and Roll Call
- B. Modifications to the Agenda
- C. General Public Comments

Members of the public are invited to offer comments or questions as follows:

- A written comment may be submitted at [PalmBeachTPA.org/Comment-Form](https://PalmBeachTPA.org/Comment-Form) at any time prior to the commencement of the relevant agenda item.
- A verbal comment may be provided by a virtual attendee using the raise hand feature in the Zoom platform.
- A verbal comment may be provided by an in-person attendee submitting a comment card available at the welcome table.

Note that the Chair may limit comments to 3 minutes or less depending on meeting attendance.

- D. Comments from the Chair and Member Comments

### 2. ACTION ITEMS

- A. MOTION TO RECOMMEND a Fiscal Year (FY) 2026 Merit Increase for the Executive Director

The Executive Committee meets annually to review the Executive Director's performance and determine whether to recommend a merit increase, effective July 1, 2025. The Executive Director will present an overview of key activities performed over the past year. The Draft FY 2025 Annual Report is attached.

- B. MOTION TO RECOMMEND Updates to the FY 2026 Strategic Plan

The Strategic Plan outlines specific actions the TPA will strive to achieve in the upcoming fiscal year in line with the TPA's adopted Unified Planning Work Program (UPWP). The Executive Director will present a progress update on the FY 2025 Strategic Plan and proposed revisions for FY 2026. The final version will be presented to the advisory committees and the Governing Board in July. The Draft FY 2026 Strategic Plan is attached.

### 3. ADMINISTRATIVE ITEMS

- A. Adjournment

**Chelsea S. Reed, Councilmember**  
**TPA Chair**  
City of Palm Beach Gardens

**Maria Marino, Mayor**  
**TPA Vice Chair**  
Palm Beach County

**Michael J. Napoleone, Mayor**  
**At Large Member**  
Village of Wellington

**Yvette Drucker, Council Member**  
**At Large Member**  
City of Boca Raton

**Christy Fox, Commissioner**  
**At Large Member**  
City of West Palm Beach

**NOTICE**

This is a meeting of the Palm Beach MPO doing business as the Palm Beach Transportation Planning Agency. In accordance with Section 286.0105, *Florida Statutes*, if a person decides to appeal any decision made by the board, agency, or commission with respect to any matter considered at such meeting or hearing, they will need a record of the proceedings, and that, for such purposes, they may need to ensure that a verbatim record of the proceedings is made, which record includes the testimony and evidence upon which the appeal is to be based. Public participation is solicited without regard to race, color, national origin, age, sex, religion, disability or family status. Persons who require a printed copy of the agenda package, require special accommodations under the Americans with Disabilities Act or require translation services for a meeting (free of charge) must call 561-725-0800 or send email to [Info@PalmBeachTPA.org](mailto:Info@PalmBeachTPA.org) at least five business days in advance. Hearing impaired individuals are requested to telephone the Florida Relay System at #711.




2.A

# 2025 Annual Report


July 1, 2024 - June 30, 2025




# About the TPA




**1,545,905**  
Residents




**1**  
Seaport




**4**  
Airports



**39**  
Municipalities



**1**  
County



**3**  
Transit Operators

## TPA Highlights



Now designated as a Gold Level **Bicycle Friendly Business**, the TPA is honored to be recognized for creating a space that is welcoming for all employees and visitors who bicycle to the TPA.



For the 5th year in a row, the TPA is recognized as a **Best Workplace for Commuters**. This designation emphasizes the agency's commitment to multimodal transportation to and from the office.



The TPA topped the leaderboard for Small Organization participation in the **2024 Ride Roll Stroll Challenge** for FDOT's Mobility Week! Our team recorded 200+ transit, bike, walk, and carpool trips.

**Mission:** To plan, prioritize and fund the transportation system.

**Vision:** A safe, efficient and connected multimodal transportation system.



# A Letter from the Executive Director



The 2025 Fiscal Year marked incredible achievements for the Palm Beach TPA, from short and long-range planning, to public engagement, safety efforts and more. A key achievement of the past year is the adoption of the 2050 Long Range Transportation Plan, which is the 25-year vision for transportation in Palm Beach County and provides the TPA with a blueprint to address shifting transportation needs over the next two decades.

The TPA also hosted the largest Safe Streets Summit to date, alongside our co-hosts Broward MPO and Miami-Dade TPO. More than 500 people attended the Summit's Mobile Workshops and Conference Day, with speakers from around the country and the world sharing insights about making our transportation system safer for everyone.

The TPA organized transportation mobile tours with partner agencies, including Palm Beach International Airport, Port of Palm Beach, PortMiami, and a ride on Tri-Rail to the Miami Intermodal Center (MIC) at the Miami International Airport to learn more about their regional transit connections and Consolidated Rental Car Facility – a project that may be on the horizon in Palm Beach County. The TPA also participated in a Dutch Cycling Embassy Bicycle Immersion Program with a delegation of South Florida transportation leaders to learn about bicycle infrastructure best practices. In addition, the TPA helped organize and host Leadership Palm Beach County Engage Class of 2025's Transportation and Tourism Day – a full day with local leaders and partner agencies showcasing our county's transportation system and tourism industry as well as their impact on our local economy.

Amongst the various TPA funded projects implemented this year, two stand out as milestones for transportation safety in our county: the first separated bicycle lanes on a FDOT-owned roadway in FDOT District 4 and on a Palm Beach County-owned roadway. In addition, major projects such as the new U.S. 1 Bridge in Jupiter and State Road 80 lighting project to improve roadway in low light conditions to the Glades are underway. As we look ahead to the next year, we are inspired by these recent accomplishments and look forward to building on successes. A heartfelt thank you to all our partners who made this past year a success. The future is bright!





1

## INTRODUCTION

About the TPA  
Letter from Executive Director  
Mission and Vision

2

## WHO WE ARE

Key Accomplishments  
Governing Board Members

3

## ENGAGE THE PUBLIC

Communications Efforts  
Public Outreach  
YouTube Growth  
TPA in the News

4

## PLAN THE SYSTEM

LRTP Adoption  
Transit Oriented Communities Policy  
Micromobility Rail Access Study  
Vision Zero Action Plan Update

5

## PRIORITIZE FUNDING

Transportation Improvement Program  
How Transportation is Funded

6

## IMPLEMENT PROJECTS

Funding Programs  
New and Upcoming Projects  
Project Highlights

7

## COLLABORATE WITH PARTNERS

2025 Safe Streets Summit  
Peer Exchanges  
TPA Workshops

8

## ADMINISTER THE AGENCY

Governing Board & Staff Trainings  
TPA Staff





# Who We Are



**\$3.2 BILLION  
DOLLARS**

OF STATE, FEDERAL &  
TURNPIKE  
FUNDING IN  
FY26-30 TIP



**5 EXISTING  
PROJECTS**

IDENTIFIED FOR  
COMPLETE STREETS  
IMPROVEMENTS



**33 PRIORITY  
PROJECTS**

IN PROCUREMENT  
OR CONSTRUCTION  
IN FY25



**305 PROJECTS**

FUNDED IN THE  
FY 26-30 TIP



**45 MILES**

OF NEW OR  
IMPROVED BICYCLE  
AND PEDESTRIAN  
FACILITIES



**11 APPLICATIONS**

SUPPORTED FOR  
GRANT FUNDING

# Governing Board



**Chelsea Reed**  
Chair  
City of Palm Beach  
Gardens



**Maria Marino**  
Vice Chair  
Palm Beach  
County



**Christy Fox**  
City of West Palm  
Beach



**Michael  
Napoleone**  
Village of  
Wellington



**Yvette Drucker**  
City of Boca Raton



**Steve Wilson**  
City of Belle Glade



**Fran Nachlas**  
City of Boca Raton



**Aimee Kelley**  
City of Boynton  
Beach



**Rob Long**  
City of Delray  
Beach



**Susy Diaz**  
City of Greenacres



**Jim Kuretski**  
Town of Jupiter



**Christopher  
McVoy**  
City of Lake Worth  
Beach



**Joel Flores**  
Palm Beach  
County



**Sara Baxter**  
Palm Beach  
County



**Gregg Weiss**  
Palm Beach  
County



**Marci  
Woodward**  
Palm Beach  
County



**Joni Brinkman**  
Village of Palm  
Springs



**Deandre Poole**  
Port of Palm  
Beach



**Bruce Guyton**  
City of Riviera  
Beach



**Jeff Hmara**  
Village of Royal  
Palm Beach



**Joseph Peduzzi**  
City of West Palm  
Beach



# Engage the Public

The TPA continued its public outreach this year, gathering input for the 2050 LRTP, how to make multimodal transportation safer and more convenient throughout the county, and all of the TPA's required transportation planning documents. New community partnerships were formed and others were strengthened through outreach events, while new audiences were reached through community presentations and events.



## Public Comments

**Goal: 500 comments | Actual: 1034 comments**

Through the TPA's Public Input Map and other feedback opportunities for the 2050 LRTP, traditional Comment Map, public comments for meetings, surveys for Palm Tran Connection, Tri-Rail and bicycling in Palm Beach County, the TPA, once again, exceeded its goal for gathering public comments.



## TPA Video Views

**Goal: 15,000 views | Actual: 21,800 TPA YouTube video views**

This year, the TPA's Public Involvement Team focused on increasing views on the TPA's YouTube channel. This included uploading and sharing YouTube Shorts, short-form videos less than a few minutes long. In addition to the TPA's workshops and Governing Board & advisory committee meetings, Shorts of construction updates, featured projects and event recaps help to share the agency's activities throughout the year.



## Presentations to Partner Agencies & Groups

**Goal: 20 presentations | Actual: 29 presentations**

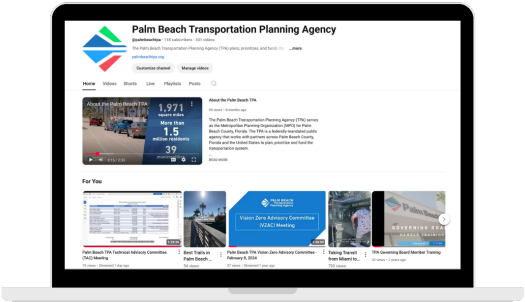
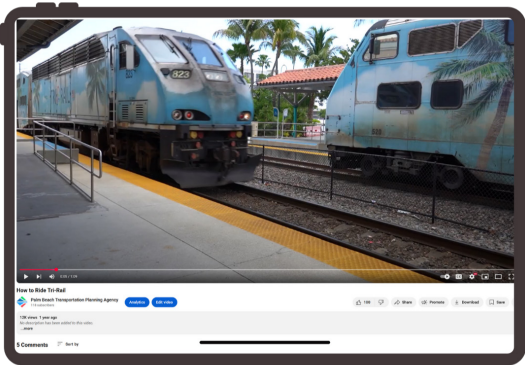
The agency reached audiences this year with presentations at national conferences about TPA best practices such as public involvement, long range planning and pedestrian & bicycle safety. Staff also presented to municipalities, professional organizations and students about current planning efforts and ways to get involved in the process.



## TPA YouTube Growth

As social media evolves, the TPA is working to reach new audiences through each of its channels. This includes creating new content unique to YouTube and sharing videos already available on the TPA's YouTube channel. With this approach, the TPA accomplished:

**43%** increase in video views



## News Media Outreach



The TPA continues to work with its local media partners to share information about transportation planning efforts across Palm Beach County. This included sharing stories about important topics like long-range planning, safety, and the completion of projects like the first separated bicycle lanes on a FDOT-owned roadway in District 4.

From radio to television to newspapers, these outlets allow the TPA to reach thousands of members of the public to encourage their involvement in the transportation planning process.



# Plan the System

## Long Range Transportation Plan

After nearly two years of research, public outreach, and technical reviews, the TPA adopted its 2050 Long Range Transportation Plan (LRTP), known as Vision 2050. This plan is a 25-year vision for transportation in Palm Beach County, forecasting where people will live and work, evaluating the existing transportation network, and identifying projects that will serve our needs in the future.

The TPA held workshops across Palm Beach County to gather input from the public, stakeholders, elected officials and transportation partners on what they'd like the transportation system to look like over the next two decades. The TPA's interactive comment map was also upgraded to allow for project reviews, alongside traditional comments about transportation in the county.

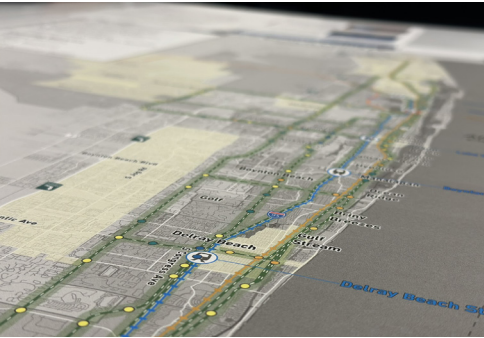
The Vision 2050 LRTP expands upon the 561 enhanced transit corridors identified in the 2045 plan, focusing on technology enhancements such as smart traffic technology to improve transit and emergency response times and mobility-on-demand zones to provide greater last-mile connectivity. The plan refined the priority pedestrian and bicycle network and emphasizes safe facilities for all users. Vision 2050 also included alternative fuel corridors, freight activity areas, and emerging technology for focused study and investment.

The latest LRTP can be viewed at [PalmBeachTPA.org/LRTP](https://PalmBeachTPA.org/LRTP).



## Transit-Oriented Communities Policy Recommendations

Transit-oriented communities (TOCs) link transportation and land use by providing compact, mixed-use development around transit stations and along corridors to provide more transportation options, increased access to amenities, and greater support for economic development. The TPA's TOC Policy Recommendations provide local governments with transit-supportive policies and strategies to support the implementation of premium transit within Palm Beach County and its municipalities. This is part one of a two-part study series, with the second component being an implementation framework tentatively planned for FY 2026.



## Micromobility Rail Access Study

The TPA completed a Micromobility Rail Access Study to identify strategies to create easier and safer micromobility access to the transit system, particularly Tri-Rail stations. Six of the 19 Tri-Rail stations are in Palm Beach County, and an increasing percentage of riders are using these devices. The study advanced efforts to improve first- and last-mile connectivity to the regional transit system. With micromobility, particularly with the growing use of e-bicycles on trains, the study identified strategies to enhance safe and convenient access to commuter rail stations in Palm Beach County. The findings will guide future infrastructure investments and policy recommendations supporting a more integrated and comprehensive transportation network.



## Vision Zero Action Plan Update

In FY 2025, the TPA published its second Vision Zero Action Plan update. This update provides new, focused strategies for the TPA to engage with partners to work towards zero serious injuries and fatalities on our roadways. More specifically, the plan update addresses federal policy developments and the new strategies available to communities based on design manuals and available grant funding. The plan can be viewed at [PalmBeachTPA.org/VisionZero](https://PalmBeachTPA.org/VisionZero).



# Prioritize Funding

The TPA consists of a 21-member Governing Board, which directly prioritizes approximately \$388 million of federal and state urban area funding for TPA priority projects that advance our regional vision for the more than 1.5 million Palm Beach County residents.

As one of the TPA's most important documents, the Transportation Improvement Program (TIP) identifies projects for maintaining and improving the transportation system and to assist local governments with their transportation planning efforts over the next five years.




## TRANSPORTATION FUNDING IN PALM BEACH COUNTY



\$599,415,644  
Federal Funding

\$919,204,966  
State Funding

\$1,619,278,285  
Turnpike Funding


TOTAL:   
\$3,137,898,895  
Source: TPA FY 26-30 TIP

As part its Strategic Plan, the TPA supported **11 applications** for discretionary grants, exceeding the goal set for the year for the seventh year in a row. This included support for seven **Safe Streets and Roads for All (SS4A) grants**. Several municipalities are awaiting award notifications, while the City of Riviera Beach was awarded \$200K and Palm Beach County awarded \$4.4 million for implementation of Vision Zero Action Plans. This brings the total SS4A funding in Palm Beach County to \$11.3 million!






\$25M  
TRANSPORTATION  
PLANNING



\$5M  
ELECTRIC BUSES  
& CHARGING



\$53M  
SIGNALS &  
INTERSECTION  
IMPROVEMENTS




\$122M  
AIRPORTS, SEAPORT  
& RAIL




\$64M  
COMPLETE STREETS,  
BICYCLE AND  
PEDESTRIAN



\$16M  
TRANSIT SHELTERS  
& BUS STOP  
IMPROVEMENTS



\$11M  
NEW RAIL AND TRANSIT  
VEHICLES



\$236M  
ADDITIONAL ROADWAY  
CAPACITY



\$4M  
LIGHTING



# Implement Projects

## UPCOMING FY 2026 PROJECTS

SECTION	PROJECT	TPA FUNDING
Major Projects (MP)	U.S. 1 from Palmetto Park Rd. to Northlake Blvd. enhanced transit shelters	\$7,199,013
MP	U.S. 1 from Camino Real to NE 8th St./Mizner Blvd. lane repurposing	\$8,493,022
Local Initiatives (LI)	36th St. from Australian Ave. to Poinsettia buffered bicycle lanes, sidewalks & bridge	\$13,355,324
LI	Royal Palm Beach ADA Improvements	\$556,853
LI	25th St. from Australian Ave. to Broadway Ave. lane repurposing	\$4,598,700
Transportation Alternatives (TA)	Fairchild Ave. buffered bike lanes and pathway from Fairchild Gardens Ave. to Campus Dr.	\$1,048,283
TA	49th St. traffic calming from Greenwood Ave. to North Flagler Dr.	\$353,702
TA	Royal Palm Beach pedestrian & bicycle wayfinding signs	\$738,149
TA	SW 18th St. from Military Trl. to Addison Ave. shared use paths	\$1,570,326

## NEW PROJECTS IN THE TRANSPORTATION IMPROVEMENT PROGRAM

SECTION	YEAR	PROJECT	TPA FUNDING
TA	FY 28	NW 6th Way shared use path & bicycle facilities from S of NW 28th Dr./Cir. to Spanish River Blvd.	\$1,974,243
TA	FY 28	NW 2nd Ave. two-way bicycle path from Jeffrey St. to Hidden Valley Blvd.	\$1,831,534
TA	FY 28	Camino Real raised bicycle lanes from Dixie Hwy to Federal Hwy	\$1,046,157
LI	FY 30	Boca Raton traffic signal upgrades	\$2,039,070
LI	FY 30	7th St. buffered bicycle lanes and sidewalks from Australian Ave. to Tamarind Blvd.	\$1,851,013
LI	FY 30	Palm Beach County traffic signal upgrades	\$5,293,298
LI	FY 30	Wellington Tr. widened sidewalks * roundabout from E of Draft Horse Ln. to Greenview Shores Blvd.	\$2,988,390
MP	FY 30	U.S. 1 complete streets improvements from 26th St. to 45th St.	\$14,479,492
MP	FY 30	Federal Hwy intersection improvements at Spanish River Blvd.	\$3,014,038
MP	FY 30	Signal upgrades in Palm Beach County and Boca Raton	\$17,377,110



Lake Worth Rd.

The first separated bicycle lanes on a FDOT-owned roadway in Palm Beach County are now complete. The TPA worked with FDOT and the Village of Palm Springs to include bicycle and pedestrian improvements for the resurfacing of Lake Worth Rd. from Raulerson Dr. to Palm Beach State College. This project includes level transit boarding, mid-block crossings, sidewalk improvements as well as lighting upgrades.



Atlantic Ave.

Atlantic Ave. from west of State Rd. 7 to east of Lyons Rd. will be widened from two to four lanes and widened from four to six lanes from Lyons Rd. to east of the Turnpike to enhance traffic flow and safety. Drainage improvements, lighting, bicycle lanes and sidewalks will also be constructed, including the first Zicla dividers on an FDOT-owned roadway in Palm Beach County. This project is expected to be completed in summer 2028.



U.S. 1 Bridge

The replacement of the U.S. 1 Bridge in the Town of Jupiter is more than 90 percent complete with all lanes of traffic, a bicycle lane and sidewalk open in each direction on the bridge. Improvements were completed at several nearby intersections and Riverwalk connection is under construction. Traffic is fully re-opened with the full project expected to be complete in early 2026.



Boynton Beach Blvd.

Improvements on Boynton Beach Blvd. from NW 3rd St. to U.S. 1 are officially complete, with expanded sidewalks, drainage modifications, lighting, a new pedestrian crossing, and resurfacing. This project improves safety for all roadway users include pedestrians, bicyclists, vehicle drivers and transit users. The TPA funded more than \$5 million of this \$5.5 million project.



# Project Highlights



## Westgate Ave. Roadway Repurposing

5-foot designated bicycle lanes, widened 6-foot sidewalks, improved crosswalks and other improvements are now complete on Westgate Ave. The TPA funded \$3.2M of this \$7.8M project through prioritized federal funds. This roadway repurposing creates safer ways for bicyclists and pedestrians to travel through the Westgate neighborhood.



## Lyons Rd. / Sansburys Way Separated Bicycle Lanes

The first separated bicycle lanes on a Palm Beach County-owned roadway were installed on Lyons Rd. and Sansburys Way from Forest Hill Blvd. to Okeechobee Blvd. The project was funded with \$4.2M from the TPA for a project total of \$5.8M and provides a safe route for bicycling through this corridor.



## Lake Worth Beach ADA Curb Ramps and Sidewalks

The City of Lake Worth Beach completed construction of ADA-compliant curb ramps and sidewalks in various locations throughout the city. The TPA funded \$847K of this \$969K project through the Transportation Alternatives (TA) funding program.



## Lowson Blvd. Bicycle Lanes, Sidewalks and Pedestrian Bridges

New sidewalks, bicycle lanes and standalone pedestrian bridges are nearly complete on Lowson Blvd. from Dover Rd. to SE 5th Ave. in the City of Delray Beach. This project also includes drainage improvements and signage/pavement marking improvements. The TPA helped fund \$4.6M for this \$6.1M project.



## North Shore Pedestrian Bridge

A new pedestrian bridge is now constructed on North Shore Dr. between 39th St. and 43rd St. Crossing the Carver Canal, this project also includes added lighting, upgraded signage and reconstructed drainage. The TPA funded nearly \$1M of this \$3M project through the TA program.



## Roosevelt Estates ADA Ramps and Crosswalks

The City of West Palm Beach completed installation of ADA ramp improvements and crosswalks with texturized pavements in the Roosevelt Estates neighborhood. This project also included stormwater improvements, road resurfacing and traffic calming. The TPA funded \$906K of this \$1.6M project through the TA program.



## Lindell Blvd. Shared Use Paths and Sidewalks

Shared use paths and sidewalks are under construction along Lindell Blvd. from Linton Blvd. to U.S. 1 in Delray Beach. The TPA funded \$4.6M of this \$9.9M project, which is currently under construction and expected to be completed in June 2026.



## Barwick Rd. Shared Use Path and Lighting

A 10-foot shared use path and 6-foot sidewalks are under construction along Barwick Rd. from Atlantic Ave. to Lake Ida Rd. Also including road resurfacing, drainage improvements, midblock crossings and lighting, the TPA funded \$3.9M for this \$7.8M project, which is expected to be completed in June 2026.



# Collaborate with Partners

2025 brought the Safe Streets Summit to West Palm Beach for the first time since 2018 and resulted in record attendance! The Palm Beach TPA hosted alongside the Broward Metropolitan Planning Organization and Miami-Dade Transportation Planning Organization. More than 500 participants heard from national and international speakers who shared insights on advancing safer streets across Southeast Florida. Six Mobile Workshops on topics including Complete Streets, bicycle infrastructure, transit oriented development and autonomous vehicles took place in West Palm Beach and Boca Raton, as well as an exclusive workshop on NACTO's newest Urban Bikeway Design Guide. Thank you to all attendees, speakers, and sponsors who helped make this year's event a success!



**2025 Safe Streets Summit Awards**  
Complete Streets Champion: Mayor Michael Napoleone,  
Village of Wellington  
Complete Streets Community: Village of Wellington

The TPA also assisted several local governments with transportation and mobility studies and plans. This included a study of West Avenue A in the City of Belle Glade to determine how a “Main Street” feel can be brought back to the area’s core. The TPA also assisted the Village of Tequesta with its Mobility Plan, participated in the South Downtown Palm Beach International Airport Connector Mobility Study, and was included in U.S. 1 Lane Repurposing and Safety Improvement Efforts in the City of West Palm Beach.



Belle Glade West Avenue A  
Road Safety Audit



Forest Hill Blvd.  
Road Safety Audit

## Peer Exchanges

The TPA Executive Director, Valerie Neilson, and Deputy Director of Multimodal, Brian Ruscher participated in a Bicycle Immersion Trip to the Netherlands and Paris with several Governing Board members and other transportation partners.



Board members and county transportation partners traveled on Tri-Rail to Miami to meet with the Miami-Dade TPO and tour the Miami Intermodal Center, learning about the county’s consolidated Rental Car Center.



## Mobile Tours

The TPA values the experience of visiting its transportation partners to learn about their day-to-day work and upcoming plans. Governing Board members and other key leaders attend these events to experience the county’s transportation system and learn how we can best work together in the future. This year’s tours included:

- Palm Beach International Airport
- South Florida Regional Transportation Authority/Tri-Rail Headquarters
- Port of Palm Beach
- PortMiami





# Administer the Agency

This year, the TPA provided trainings to help enhance and continue the education of its staff and Governing Board members. Staff presented at various conferences including CoMotion MIAMI, Palm Beach County’s Economic Mobility Summit, the Florida Planning Conference and Florida Bicycle Summit. Staff also assisted in leading six mobile workshops during the 2025 Safe Streets Summit, provided Governing Board and Advisory Committee trainings and attended various trainings and workshops for continued education in topics like bicycle safety, social media engagement and advanced air mobility.



**TARGET: 40 TRAININGS**  
**ACTUAL: 67 TRAININGS**



“These trainings and workshops not only helped further educate our staff and Board members, but they offer ways to find new ideas, collaborate with partners and help achieve our Mission and Vision. The continued interest in discovering best practices across the county, Southeast Florida region and country allow us to grow each day.”  
- Valerie Neilson, TPA Executive Director

## TPA Staff

**Valerie Neilson**  
Executive Director

### Programs Team

**Andrew Uhlir**  
Deputy Director of Programs

**Matthew Masa**  
Senior Transportation Planner

### Public Involvement Team

**Melissa Eble**  
Public Relations Director

**Carly Diglio**  
Public Involvement Specialist

### Administrative Team

**Ruth Del Pino**  
Executive Assistant

**Tashoi James**  
Secretary

### Multimodal Team

**Brian Ruscher**  
Deputy Director of Multimodal

**Sol Tangvik**  
Senior Multimodal Planner

### Finance Team

**Alexis Willhite**  
Finance & Operations Manager

**Jessica Lopez**  
Procurement & Contracts Coordinator

**Caroline Chavarria**  
Financial Accounting Specialist







# **PALM BEACH** Transportation Planning Agency

---





## **2025**

**@PalmBeachTPA**

---










2.B



# PALM BEACH TPA

## FY 26 STRATEGIC PLAN



July 2025

PalmBeachTPA.org



## PALM BEACH Transportation Planning Agency

301 Datura Street  
West Palm Beach, FL 33401

Phone: 561.725.0800  
Email: [info@PalmBeachTPA.org](mailto:info@PalmBeachTPA.org)

[PalmBeachTPA.org](http://PalmBeachTPA.org)

Public participation is solicited without regard to race, color, national origin, age, sex, religion, disability, or family status. Persons who require special accommodations under the American with Disabilities Act or translation services for a meeting, free of charge, or for complaints, questions, or concerns about civil rights, please contact Melissa Eble by phone at 561-725-0813 or by email at [MEble@PalmBeachTPA.org](mailto:MEble@PalmBeachTPA.org). Hearing impaired individuals are requested to telephone the Florida Relay System at #711.

## GOVERNING BOARD MEMBERSHIP

### TPA Chair

Councilmember Chelsea Reed  
City of Palm Beach Gardens

### TPA Vice Chair

Mayor Maria Marino  
Palm Beach County

City of

#### **Belle Glade**

Mayor Steve Wilson

City of

#### **Boca Raton**

Deputy Mayor Fran Nachlas  
Council Member Yvette Drucker

City of

#### **Boynton Beach**

Commissioner Aimee Kelley

City of

#### **Delray Beach**

Vice Mayor Rob Long

City of

#### **Greenacres**

Deputy Mayor Susy Diaz

Town of

#### **Jupiter**

Mayor Jim Kuretski

City of

#### **Lake Worth Beach**

Commissioner Christopher McVoy



**Palm Beach County**  
Vice Mayor Sara Baxter  
Commissioner Joel Flores  
Commissioner Gregg Weiss  
Commissioner Marci Woodward

Village of  
**Palm Springs**  
Council Member Joni Brinkman

City of  
**Riviera Beach**  
Council Member Bruce Guyton

Village of  
**Royal Palm Beach**  
Mayor Jeff Hmara

Village of  
**Wellington**  
Mayor Michael Napoleone

City of  
**West Palm Beach**  
Commissioner Christy Fox  
Commissioner Joseph Peduzzi

**Port of Palm Beach**  
Commissioner Deandre Poole

**Florida Department of Transportation**  
(non-voting advisory member)  
District Four Secretary Steven Braun, P.E.

CONTENTS

STRATEGIC PLAN PURPOSE	4
GOALS, ACTIONS, AND OUTCOMES	5
MONITORING AND ANNUAL REPORT CARDS	7

# STRATEGIC PLAN PURPOSE

Strategic planning is an organization's process of defining its strategy, or direction, and then directing its resources to pursue this strategy. The Palm Beach Transportation Planning Agency (TPA) established and annually updates its Strategic Plan as a measurable guide toward executing its mission and achieving its long-term vision. The Strategic Plan defines specific and incremental steps that will be initiated, monitored for timely progress, and annually reported to the TPA Governing Board and the public.

The mission and vision statements concisely communicate the agency's overall purpose and direction. Crafted by the Governing Board, Advisory Committees, Executive Director and staff, the Palm

Beach TPA's mission and vision statements are intended to be inspirational while also providing a focus and direction for the organization. Together, they guide the Governing Board in making decisions consistent with the established priorities of the TPA.

Several benefits are derived from developing and implementing the Strategic Plan. Governing Board priorities are clearly communicated for the TPA Executive Director and staff to follow. Metrics are established for measuring progress on each action and making adjustments to achieve the strategic outcomes efficiently & cost-effectively. Transparency and accountability are provided to the public, the partnering organizations, and the member agencies of the TPA.



To collaboratively plan, prioritize, and fund the transportation system.



A safe, efficient, and connected multimodal transportation system.

# GOALS, ACTIONS AND OUTCOMES

Six goals, aligned with the TPA's Unified Planning Work Program, frame the approach to achieving the Strategic Plan and provide clarity of purpose and direction. The goals are further defined and supported by specific actions and measurable outcomes to monitor progress and promote accountability.



## ENGAGE THE PUBLIC

Action	Outcome(s)
A <u>Conduct and Participate in Outreach Events</u> <del>Collect public comments via online map, surveys, and other platforms to inform transportation planning efforts</del>	<u>4 Events</u> <del>500 comments</del>
B <u>Create TPA Online Tools Tutorials</u> <del>Increase social media engagement</del>	<u>5 How-To Videos</u> <del>350,000 users reached</del>
C <u>Create a 5 E Safety Education Toolkit</u> <del>Increase TPA video views</del>	<u>5 E's Resources</u> <del>15,000 views</del>
D Present TPA initiatives to partner agencies and groups	20 presentations



## PLAN THE SYSTEM

Action	Outcome(s)
A <u>Create Transit Oriented Communities (TOC) Implementation Framework</u> <del>Policy Recommendations</del>	<u>TOC Implementation Framework</u> <del>Policy</del>
B <u>Pedestrian, Bicycle, Micromobility Safety Study</u> <del>Conduct Micromobility Rail Access Study</del>	<u>Safety Study</u> <del>Access Study</del>
C <u>Create Safe Routes to School Action Plan</u> <del>Update Vision Zero Action Plan</del>	<u>Action Plan</u> <del>Action Plan</del>





GOAL  
3

## PRIORITIZE FUNDING

Action	Outcome(s)
A <u>Establish Annual Project Prioritization Process</u> <del>Interactive Projects Status Dashboard</del>	<u>Annual Call for Projects</u> <del>Projects Dashboard</del>
B Support and track applications for discretionary grants	5 applications supported and tracked
C <u>Conduct a Rail Crossing Safety Assessment</u> <del>Revise the List of Priority Projects (LOPP) structure</del>	<u>Prioritized Rail Safety Projects</u> <del>New LOPP Structure</del>



GOAL  
4

## IMPLEMENT PROJECTS

Action	Outcome(s)
A Identify upcoming projects to incorporate <u>safety</u> <del>Complete Streets</del> improvements	3 projects identified
B <u>Update the Congestion Management Process (CMP)</u> <del>Publish Annual System Report Card</del>	<u>Updated CMP</u>
C Assist municipalities with project identification and grant application submittals	4 project submittals



GOAL  
5

## COLLABORATE WITH PARTNERS

Action	Outcome(s)
A Assist local governments with transportation and mobility studies and plans	4 local studies/plans
B Host <u>Think Bike Workshop Training</u> <del>Regional Safe Streets Summit</del>	<u>Think Bike Workshop</u> <del>Regional Summit</del>
C Conduct Local Transportation Mobile Tours	4 Tours
D Conduct site visits to learn from partner agencies	2 site visits



## ADMINISTER THE AGENCY

Action	Outcome(s)
A Provide board member and staff training (MPOAC Institute, national conferences, local workshops)	40 Trainings
B <u>Streamline Standard Operating Procedures (SOPs)</u> <del>Provide Board and Advisory Committee Training</del>	<u>20 SOPs</u> <del>Annual Training</del>
C Provide Strategic Plan and Annual Report	Strategic Plan & Annual Report

## MONITORING AND ANNUAL REPORT CARDS

Monitoring progress toward the desired outcomes informs the day-to-day administrative decisions and actions of the Executive Director, influencing the allocation of agency resources and the prioritization of board agenda items and collaborative discussions with key stakeholders and partners.

Annual reporting of outcomes allows the TPA Governing Board to fully realize and leverage the value of the TPA and informs future TPA Board decisions regarding appropriate revisions to the Strategic Plan.

To support annual review of progress, the TPA has created “report cards” that summarize the TPA’s prior performance in relation to achieving TPA Board objectives. The annual report card for FY 2025 is attached.

# FY 25 STRATEGIC PLAN REPORT CARD

## Goals, Actions, and Outcomes



### ENGAGE THE PUBLIC

Action	Outcome(s)	Status
A. Collect public comments via online map, surveys, and other platforms to inform transportation planning efforts	Received 1,034 comments	
B. Increase social media engagement	219,786 users reached	
C. Increase TPA video views	21,800 for video views	
D. Present TPA initiatives to partner agencies and groups	29 presentations	



### PLAN THE SYSTEM

Action	Outcome(s)	Status
A. Create Transit Oriented Communities (TOC) Policy Recommendations	TOC Policy Recommendations completed	
B. Conduct Micromobility Rail Access Study	Study completed	
C. Update Vision Zero Action Plan	Update completed	



### PRIORITIZE FUNDING

Action	Outcome(s)	Status
A. Interactive Projects Status Dashboard	Dashboard created	
B. Support and track applications for discretionary grants	Supported 11 applications	
C. Revise the List of Priority Projects (LOPP) structure	LOPP Structure revised	



### IMPLEMENT PROJECTS

Action	Outcome(s)	Status
A. Identify upcoming projects to incorporate Complete Streets improvements	5 projects identified	
B. Publish Annual System Report Card	Report Card published	
C. Assist municipalities with project identification and grant application submittals	5 project submittals	



### COLLABORATE WITH PARTNERS

Action	Outcome(s)	Status
A. Assist local governments with transportation and mobility studies & plans	Assisted with 5 local studies/plans	
B. Host Regional Safe Streets Summit	Hosted 2025 Safe Streets Summit	
C. Conduct Local Transportation Mobile Tours	4 tours completed	
D. Conduct site visits to learn from partner agencies	2 site visits completed	



### ADMINISTER THE AGENCY

Action	Outcome(s)	Status
A. Provide board member and staff training (MPOAC Institute, national conferences, local workshops)	Provided 67 trainings	
B. Provide Board and Advisory Committee Training	Provided trainings to Board and Committees	
C. Provide Strategic Plan report	Provided FY25 Annual Report and Strategic Plan Report Card	

MET 
 IN PROCESS 
 NOT BEGUN



