



Transportation Improvement Program (TIP)

Fiscal Years (FY) 2026-2030

MPO Core Planning Products




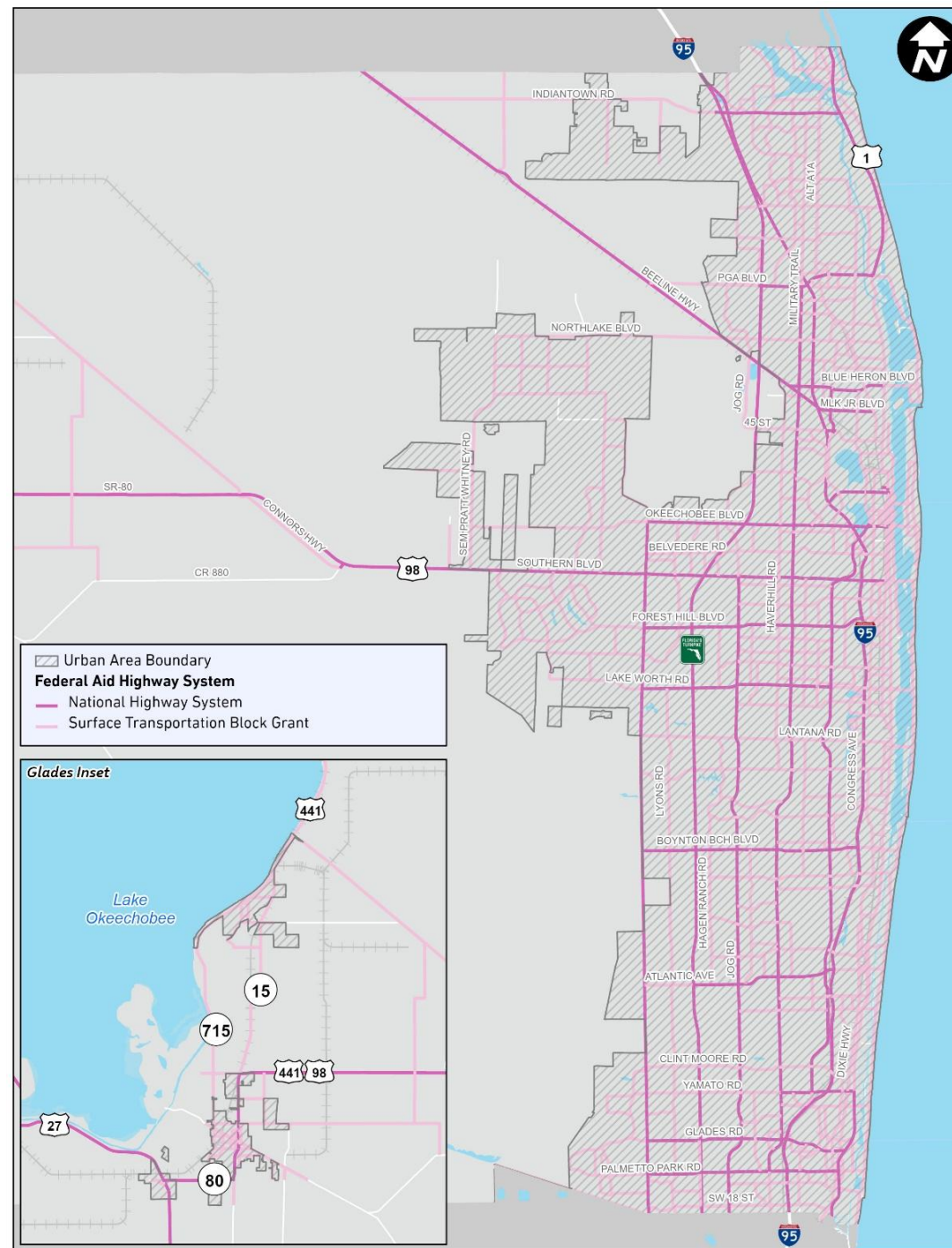
Short/Long Term Transportation Vision
Population, Jobs, & Financial Forecasts
Transportation Analysis
25-year plan horizon

LRTP projects fed into TIP

Schedule of Project Funding
Specific Funding Sources
Project phasing & 5-year plan

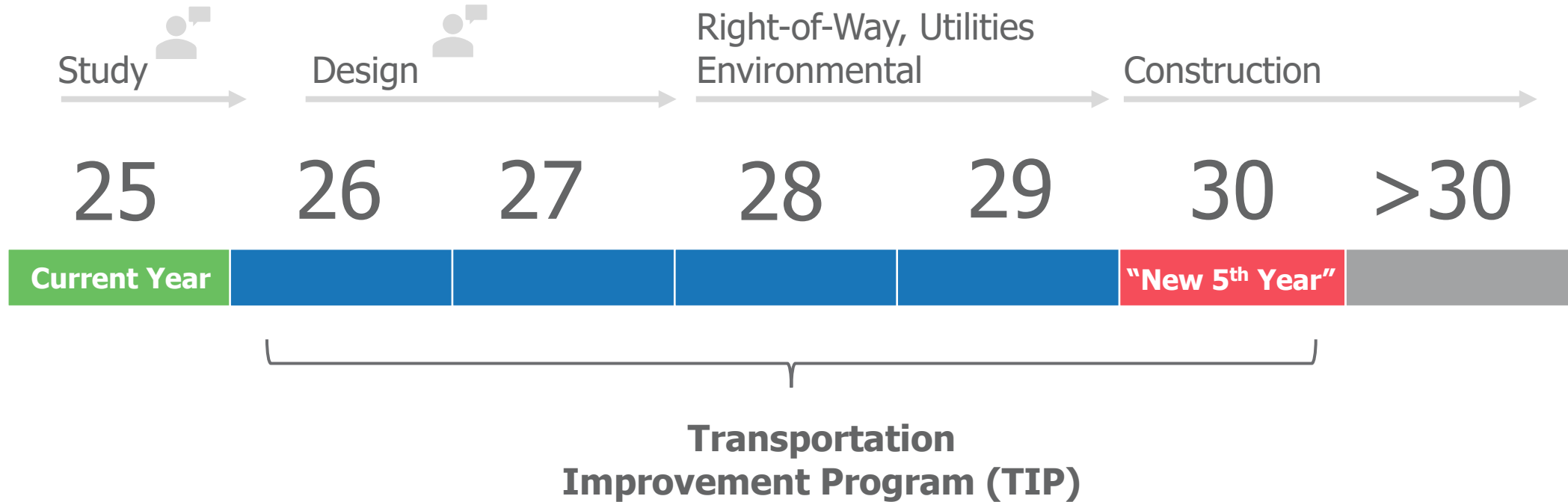


Urban Area Boundary and Federal Aid Network



What is the Transportation Improvement Program (TIP)?

List of projects by phase and funding for the next 5 fiscal years



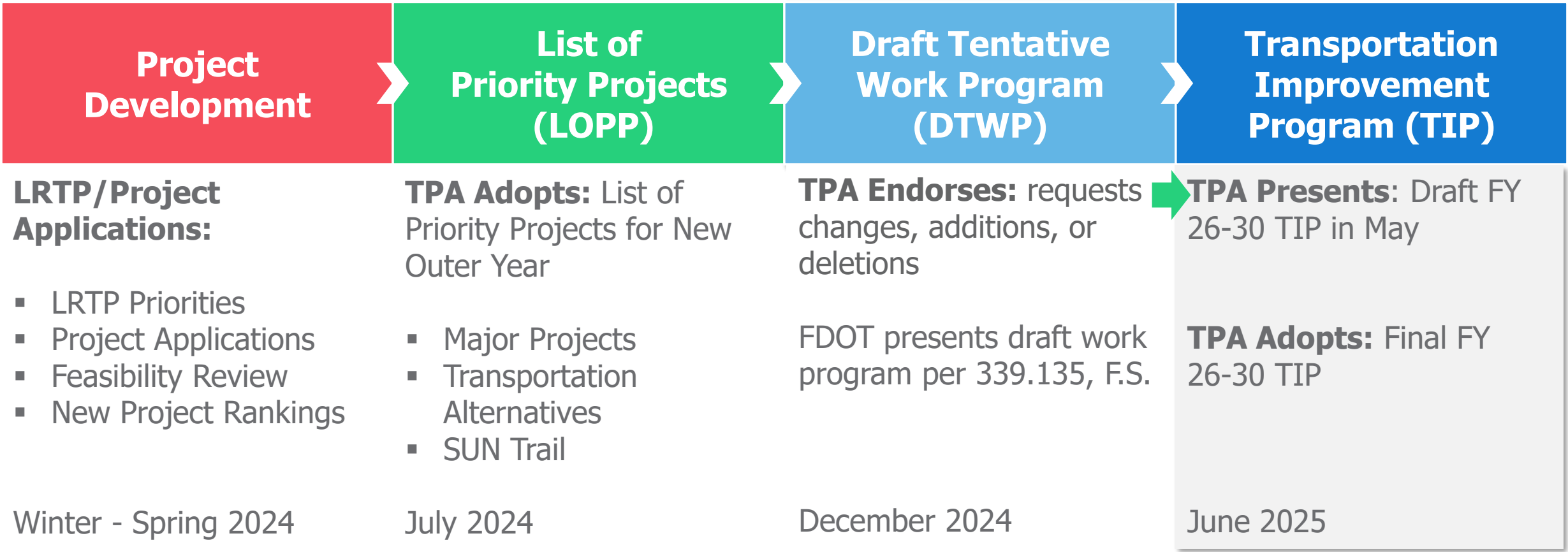
"Maintain Work Program stability"

Keep projects programmed and on their production schedule





TIP Development Process



TIP Project Sections

Approved
TPA Priority List



TPA PRIORITY PROJECTS

Major Projects

Local Initiatives Program

Transportation Alternatives Program

SUN Trail

FDOT PRIORITIES AND OTHER PROJECTS

Strategic Intermodal System (SIS)

Other Federal & State Funded Projects

Airports, Railroads and Seaport

Districtwide

OPERATIONS AND MAINTENANCE

Roadways


Transit


LOCALLY FUNDED

Locally Funded Projects
(Information Purposes Only)

Guide to Summary Tables

 **Year & Priority**

Common years in adopted TIP 

New 5th Year added to TIP 

Funding still needed 

Shown in \$1,000s

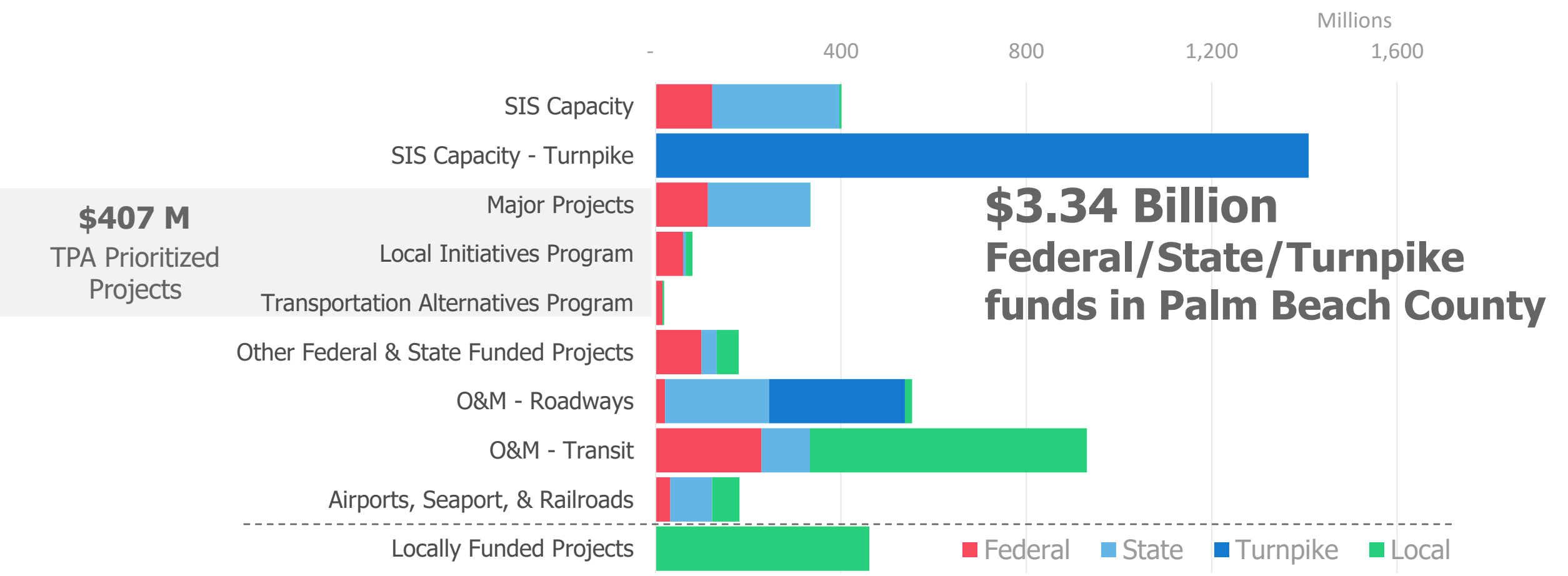
Year Rank	Applicant/ Lead Agency	Location	Description	Proj. No.	Total Cost	<FY 26	TIP FY 2026-2030					Addt'l Funds Needed	Notes
							FY 26	FY 27	FY 28	FY 29	FY 30		
17-1 & 17-5	West Palm Beach/ FDOT	36th St & bridge from Australian Ave to Poinsettia Ave in West Palm Beach	Construct buffered bike lanes, pedestrian enhancements and bridge	4415701	\$18,254	\$2,018	CST \$16,237						
19-2	Palm Beach County	Cresthaven Blvd from S Jog Rd to S Military Trl	Construct 7' buffered bike lanes and three intersection modifications	4460861	\$4,599	\$3,152	CST \$1,447						
19-4	West Palm Beach	25th St from Australian Ave to Broadway Ave	Lane Repurposing from 4 lanes to 3, construct R/R gate enhancements, ADA upgrades, buffered bike lane/ designated bike lane, lighting improvements, sidewalks	4460901	\$7,038	\$5	CST \$7,033						
20-2 21-1 22-2	SFRTA	SFRTA - Tri-Rail Service	Purchase passenger rail cars	4481031	\$17,500	\$6,813	CAP \$6,087	CAP \$4,600					
20-3	Lake Worth Beach	South East Coast Street and S. H Street	Reconstruct roadways to one-way pair with 4' designated bike lanes	4483541	\$7,889	\$5		CST \$7,884					
20-4	Wellington	Greenbriar Blvd from Aero Club Drive to Greenview Shored Blvd.	Construct 10' shared-use path on north side of roadway. Upgrade intersections and pedestrian crossings with enhanced visibility and signage.	4482991	\$4,223	\$3,674	CST \$549						
20-6	Royal Palm Beach	Various Locations - Residential Roads	Construct ADA Improvements - Sidewalks and Curb Ramps	4483051	\$671	\$5	CST \$666						

New/Advanced

Significant Funding Change

Delayed

Funding Summary



Summary of TPA Priorities



\$ in Millions

\$236

Roadway Capacity

\$82

Complete Streets

\$53

Signals & Intersections

\$32

Transit Vehicles and Shelters

\$4

Lighting & Safety

\$407

TPA Priority Projects

Active & Under Construction

Active & Under Construction TPA Priorities

- 12 Major Projects
- 13 Local Initiatives
- 10 Transportation Alternatives

Lake Worth Rd Reconstruction
May 2025





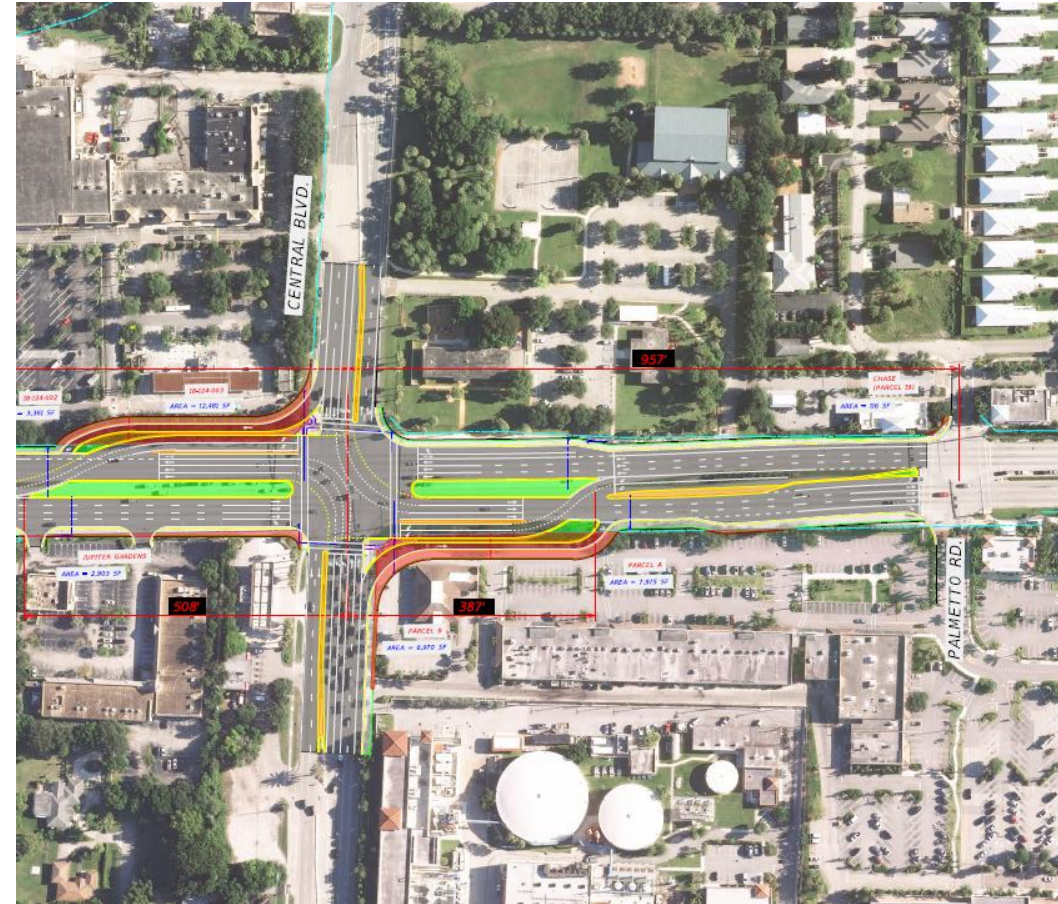
Major Projects – Updates

Projects Now Funded

Yr/Rank	Project/Applicant
17-1d	US-1 from 25th St to 45th St – CST in FY 30
20-1	Federal Hwy at Spanish River Blvd – CST in FY 30
20-2	Palm Beach County Signals – CST in FY 30
20-3	Boca Raton Signals – CST in FY 30
21-3	Boca Raton Signals – CST in FY 30

PDE accelerated

21-6	Indiantown Rd at Central Blvd – PDE advanced to FY 26
------	---



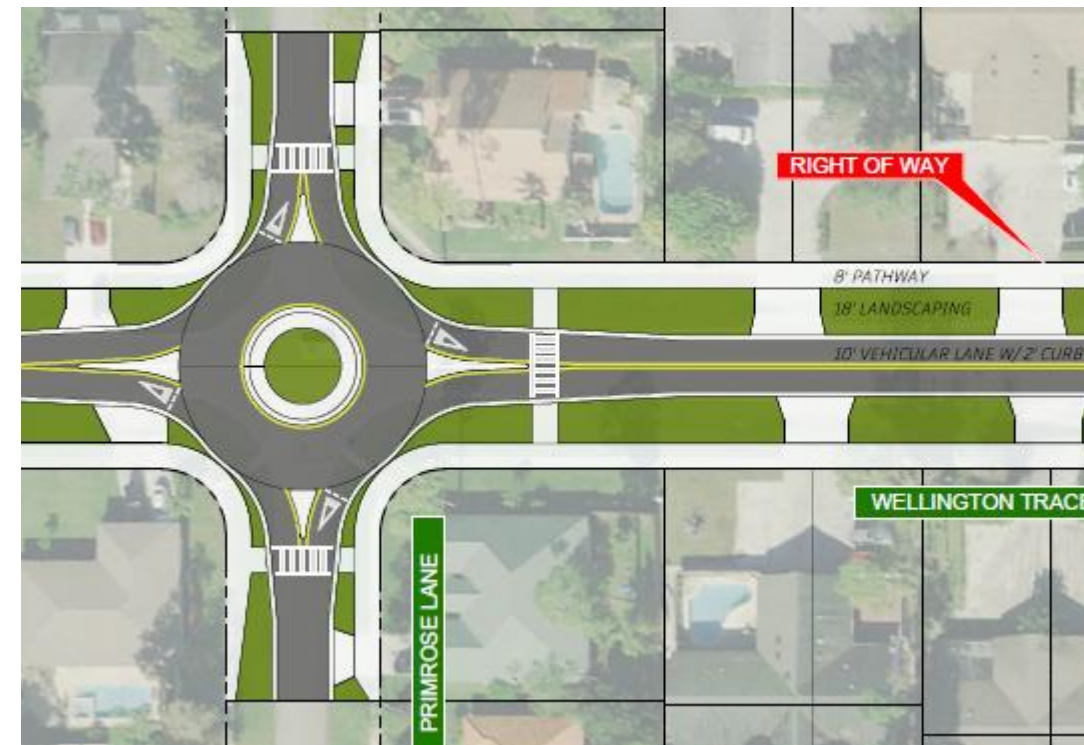
Indiantown Rd at Central Blvd rendering
Study 2021



Local Initiatives (LI)

Projects Now Funded

Yr/ Rank	Project/Applicant
23-3	Traffic Signals Boca Raton in FY 30
23-4	7th St buffered bike lanes & sidewalks from Australian Ave to Tamarind Blvd West Palm Beach in FY 30
23-5	Tri-Rail Service rolling stock SFRTA – advanced to FY 25
23-6	Traffic Signals Palm Beach County in FY 30
23-7	Wellington Trace sidewalks & roundabout Wellington in FY 30
23-8	Traffic Signals in FY 30 Palm Beach County



Wellington Trace design submittal
Sep 2022



Transportation Alternatives (TA)

New projects funded for CST FY 28:

Yr/Rank	Project/Applicant
24-1	Palm St Bicycle Lanes - Lake Ave to US-1/Dixie Hwy West Palm Beach
24-2	NW 2nd Ave cycletrack - Jeffrey St to Hidden Valley Blvd Boca Raton
24-3	Camino Real Bicycle Lane from Dixie Hwy to Federal Hwy Boca Raton



TYPICAL SECTION Palm Street from Florida Avenue to US-1/Broadway Ave.

TYPICAL SECTION



Existing Typical Section



Proposed Typical Section



Strategic Intermodal System (SIS)

SIS Summary of Projects




Programmed: \$1.8 Billion

Cost	Projects
\$1.409B	Turnpike Capacity Projects
\$401M	16 I-95 Interchanges (New or Modified)



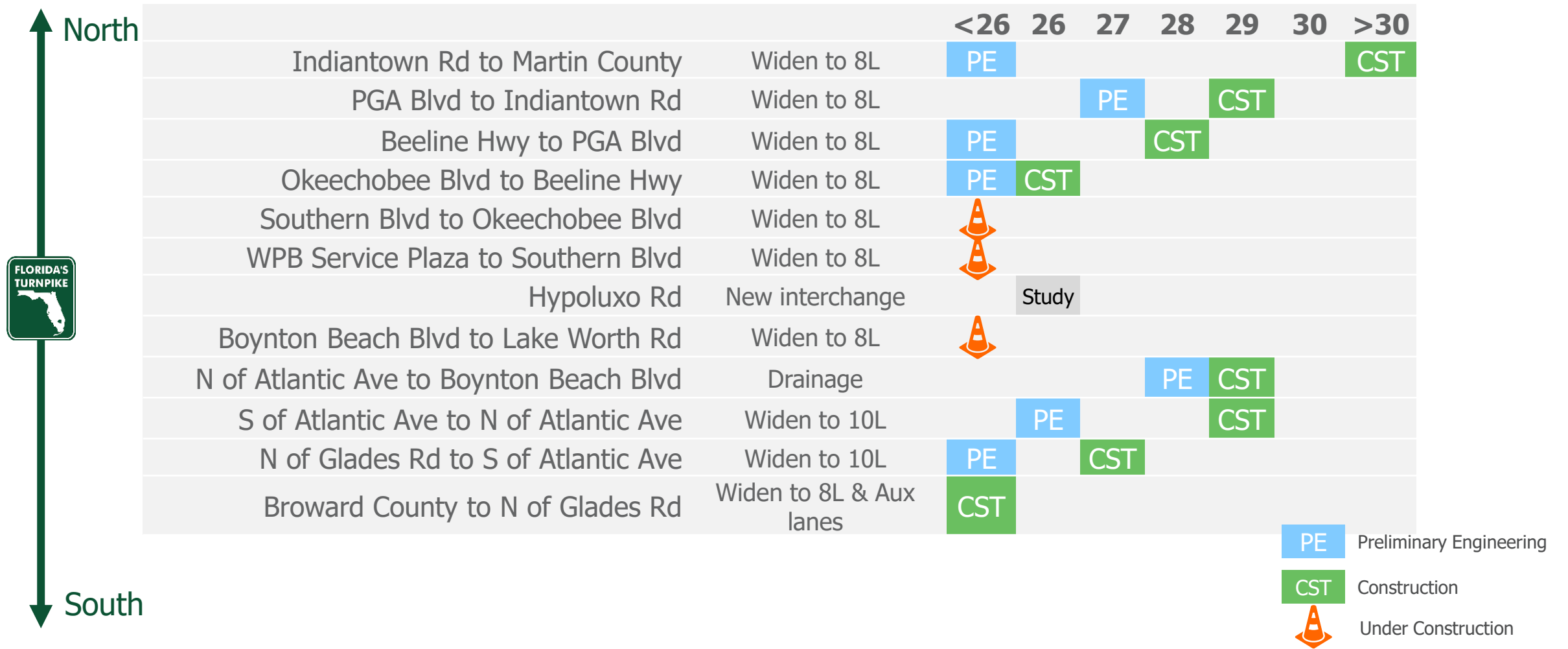
I-95 Projects



			<26	26	27	28	29	30	>30
	Indiantown Rd								
	Central Blvd	New TDI							CST
	Northlake Blvd			CST					
	45th St	TDI				CST			
	Palm Beach Lakes Blvd				CST				
	Southern Blvd		PE						CST
	Forest Hill Blvd				CST				
	10th Ave N	DDI	PE						CST
	6th Ave S								
	Lantana Rd	DDI					CST		
	Hypoluxo Rd	DDI	PE						CST
	Gateway Blvd				CST				
	Boynton Beach Blvd								
	Woolbright Rd		PE						CST
	Linton Blvd		PE						CST

- DDI** Diverging Diamond Interchange
- TDI** Tight Diamond Interchange
- PE** Preliminary Engineering
- CST** Construction
-  Under Construction

Turnpike Projects





Final Adoption at Governing Board

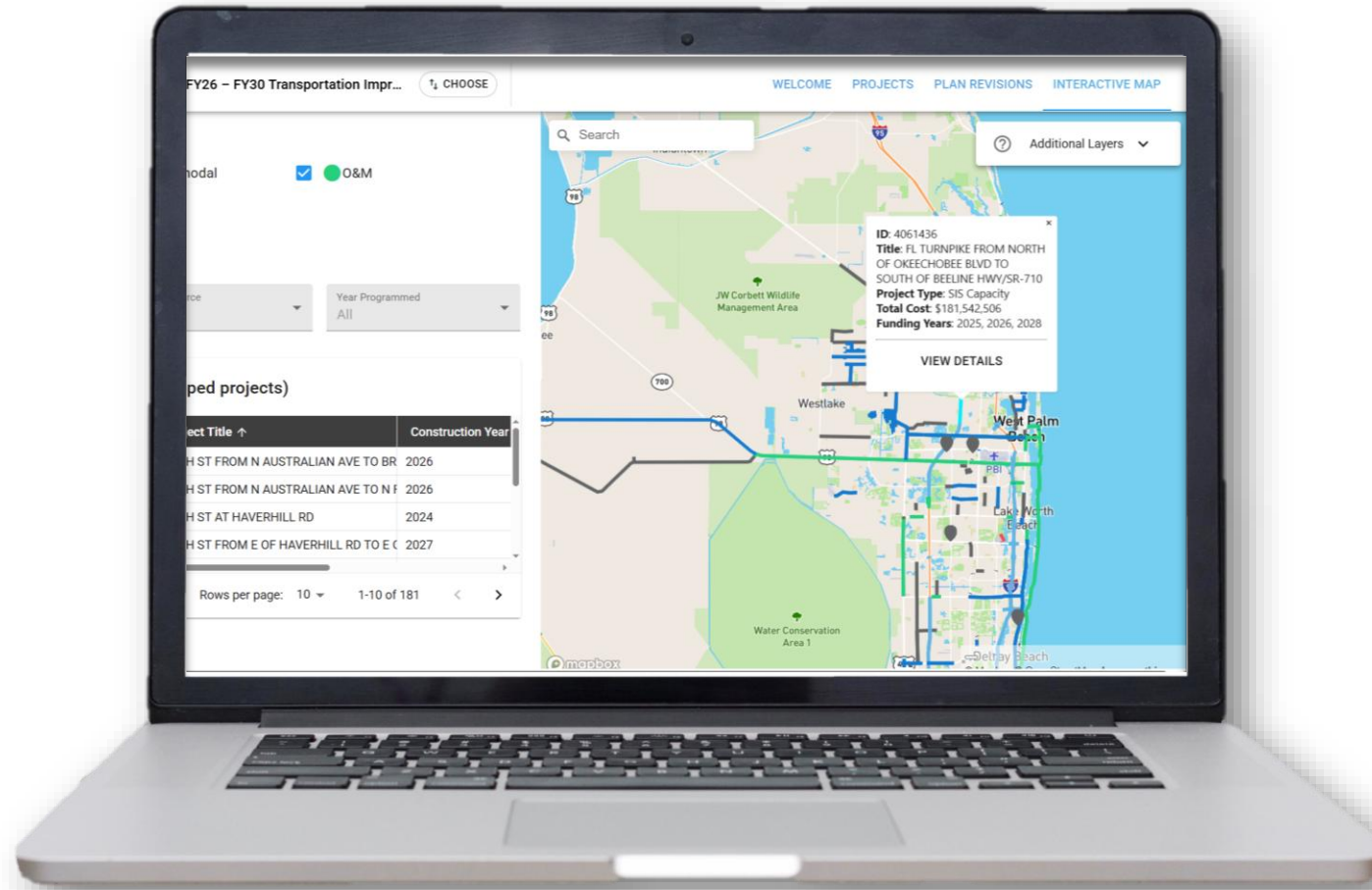
Review Period: April 30 - June 26

Draft – Presented in May

Final – Adopt on June 26

- Local projects for reference
- Updated project details
- Finalized mapping

PalmBeachTPA.org/TIP





ID
Enter ID

Lead Agency
All

Section
All

Project Title
Enter Project Title

ADVANCED SEARCH

RESET

Type of Work Description
All

Year Programmed
All

Fund Source
All

Status
All

Construction Year
All

Jurisdiction
All

Project List

EXPORT

Project ID ↕	Section ↕	Project Title ↑	Lead Agency ↕	Construction Year ↕	Total Cost ↕	TIP Year Funding ↕
4460901	Local Initiatives Program	25TH ST FROM N AUSTRALIAN AVE TO BROADWAY AVE	West Palm Beach	2026	\$7,037,509	\$7,032,509
4415701	Local Initiatives Program	36TH ST FROM N AUSTRALIAN AVE TO N FLAGLER DR	FDOT	2026	\$18,254,476	\$16,236,764
20209916	Locally Funded Projects	45TH ST AT HAVERHILL RD	Palm Beach County	2024	\$1,180,000	\$0
20279903	Locally Funded Projects	45TH ST FROM E OF HAVERHILL RD TO E OF MILITARY TRL	Palm Beach County	2027	\$300,000	\$300,000
4508621	Transportation Alternatives Program	49TH ST FROM GREENWOOD AVE TO N FLAGLER DR	West Palm Beach	2026	\$569,978	\$564,978
20259921	Locally Funded Projects	60TH ST FROM W OF 140TH AVE N TO AVOCADO BLVD	Palm Beach County	2025	\$500,000	\$0
20259925	Locally Funded Projects	60TH ST N FROM 140TH AVE N TO SR-7	Palm Beach County	2028	\$32,000,000	\$29,500,000
20175152	Locally Funded Projects	60TH ST N FROM AVOCADO BLVD TO EAST OF 120TH AVE N	Palm Beach County	2025	\$5,000,000	\$3,000,000
20259924	Locally Funded Projects	60TH ST N FROM SEMINOLE PRATT WHITNEY RD TO 140TH AVE N	Palm Beach County	2029	\$43,500,000	\$40,000,000
20269902	Locally Funded Projects	60TH ST N FROM SEMINOLE PRATT WHITNEY RD TO 140TH AVE N	Palm Beach County	2026	\$500,000	\$500,000
4535201	Local Initiatives Program	7TH ST FROM AUSTRALIAN AVE TO TAMARIND AVE	West Palm Beach	2030	\$1,851,013	\$1,851,013
Grand Total					\$8,991,048,963	\$5,071,637,984



Questions?