



# PALM BEACH Transportation Planning Agency

## TECHNICAL ADVISORY COMMITTEE (TAC) AGENDA

DATE: **Wednesday, June 4, 2025**

TIME: **9:30 a.m.**

PLACE: **301 Datura Street, West Palm Beach, FL 33401**

Members of the public can [join the meeting](#) in person or virtually. For assistance joining the virtual meeting, please call 561-725-0800 or e-mail [info@PalmBeachTPA.org](mailto:info@PalmBeachTPA.org).

---

### 1. **REGULAR ITEMS**

- A. Call to Order and Roll Call
- B. Modifications to the Agenda
- C. MOTION TO APPROVE Minutes for May 7, 2025
- D. General Public Comments

Members of the public are invited to offer general comments unrelated to agenda items at this time. Public comments related to agenda items will be heard following staff presentation of the item. Comments may be submitted in the following ways:

- A written comment may be submitted at [PalmBeachTPA.org/Comment-Form](https://PalmBeachTPA.org/Comment-Form) at any time prior to the commencement of the relevant agenda item.
- A verbal comment may be provided by a virtual attendee using the raise hand feature in the Zoom platform.
- A verbal and/or written comment may be provided by an in-person attendee submitting a comment card available at the welcome table.

The Chair may limit comments to 3 minutes or less depending on meeting attendance.

- E. Comments from the Chair and Member Comments
- F. TAC Liaison's Report

### 2. **ACTION ITEMS**

- A. Draft Fiscal Year (FY) 2026 – 2030 Transportation Improvement Program (TIP)

The TIP is the five-year funding program for federal and state-funded transportation projects in Palm Beach County. This program was developed in collaboration with the Florida Department of Transportation (FDOT) and various local agencies and includes transportation projects funded by federal and state sources for all modes of transportation. The TIP reflects revenue expectations for the next five fiscal years and programs projects by phase, year, and funding source.

The draft executive summary for the FY 2026-2030 TIP is attached. The full TIP document, interactive TIP tool, and appendices can be viewed at [PalmBeachTPA.org/TIP](https://PalmBeachTPA.org/TIP).

### 3. INFORMATION ITEMS

#### A. Advisory Committee Member Training

Staff will present an overview of the Palm Beach TPA's mission as a Metropolitan Planning Organization (MPO) and outline the responsibilities and contributions of the advisory committees within this process. A MPO summary flyer is included, and more information can be found at [PalmBeachTPA.org/About](http://PalmBeachTPA.org/About).

### 4. ADMINISTRATIVE ITEMS

#### A. Governing Board Summary Points – May 22, 2025

#### B. FDOT Scheduling Report – June 2025

#### C. Next Meeting – **July 2, 2025**

#### D. Adjournment

#### NOTICE

In accordance with Section 286.0105, *F.S.*, if a person decides to appeal any decision made by the board, agency, or commission with respect to any matter considered at such meeting or hearing, they will need a record of the proceedings, and that, for such purposes, they may need to ensure that a verbatim record of the proceedings is made, which record includes the testimony and evidence upon which the appeal is to be based.

Public participation is solicited without regard to race, color, national origin, age, sex, religion, disability or family status. Persons who require special accommodations under the Americans with Disabilities Act or persons who require translation services for a meeting (free of charge) should contact Melissa Eble at 561-725-0813 or [MEble@PalmBeachTPA.org](mailto:MEble@PalmBeachTPA.org) at least five (5) business days in advance. Hearing impaired individuals are requested to telephone the Florida Relay System at #711.

Se solicita La participación del público, sin importar la raza, color, nacionalidad, edad, sexo, religión, incapacidad o estado familiar. Personas que requieran facilidades especiales bajo el Acta de Americanos con Discapacidad (Americans with Disabilities Act) o personas que requieren servicios de traducción (sin cargo alguno) deben contactar a Melissa Eble al teléfono 561-725-0813 o [MEble@PalmBeachTPA.org](mailto:MEble@PalmBeachTPA.org) por lo menos cinco días antes de la reunión. Si tiene problemas de audición, llamar al teléfono 711.

**CHAIR****Natalie Crowley**

City of Palm Beach Gardens  
*Alternate:* Giles Rhoads

**Zaytech Marin**

City of Belle Glade  
*Alternate:* VACANT

**Jim Bell**

City of Boca Raton - Planning  
*Alternate:* Tamashbeen Rahman

**Naresh Machavarapu**

City of Boca Raton - Engineering  
*Alternate:* Pia Hansson-Nunoo

**VACANT**

City of Boynton Beach  
*Alternate:* Andrew Mack

**Jason M. Kaufman**

City of Delray Beach  
*Alternate:* Begona Krane

**Jamie Brown**

City of Lake Worth Beach  
*Alternate:* Troy Perry

**Motasem Al-Turk**

Palm Beach County - Engineering  
*Alternate:* Melissa Ackert

**Michael Giambrone**

Palm Beach County - Airports  
*Alternate:* Andrew Gamboa-Villamil

**Bryan Davis**

Palm Beach County - Planning  
*Alternate:* Kevin Fischer

**Christopher Walker**

Palm Tran  
*Alternate:* Ira Brewster

**Aaron Hoffman**

Port of Palm Beach  
*Alternate:* Carl Baker

**Terrence Bailey**

City of Riviera Beach  
*Alternate:* VACANT

**Joyce Cai**

School District of Palm Beach County  
*Alternate:* Latoya Bunche

**VICE CHAIR****Denise Malone**

City of Greenacres  
*Alternate:* Gionni Gallier

**VACANT**

Town of Jupiter  
*Alternate:* Chang-Jen Lan

**Kim DeLaney**

Treasure Coast Regional Planning Council  
*Alternate:* Thomas Lanahan

**Alex Hansen**

City of West Palm Beach – Planning  
*Alternate:* Ana Maria Aponte

**Jessica Keller**

City of West Palm Beach – Engineering  
*Alternate:* Kevin Volbrecht

**Felipe Lofaso**

Village of Palm Springs  
*Alternate:* Kim Glas-Castro

**Christopher Marsh**

Village of Royal Palm Beach  
*Alternate:* Bradford O'Brien

**Jonathan Reinsvold**

Village of Wellington  
*Alternate:* Tim Stillings

**Kenny Wilson**

FL Dept. of Health of Palm Beach County  
*Alternate:* Janelle St. Ange

**Loraine Cargill**

South FL Regional Transportation Authority  
*Alternate:* Jessica Vargas

**FDOT Non-Voting Advisor****Cesar Martinez**

Florida Department of Transportation  
Non-Voting Advisory Member  
*Alternate:* Tony Norat



# PALM BEACH Transportation Planning Agency

## OFFICIAL MEETING MINUTES OF THE TECHNICAL ADVISORY COMMITTEE (TAC)

**Wednesday, May 7, 2025**

301 Datura Street, West Palm Beach, FL 33401  
Meeting was also conducted virtually via Zoom.

---

*These minutes are a summary of the meeting events and may not reflect all discussion that occurred.  
PDF versions of the agenda, backup material and presentations as well as audio recordings are available for review  
at [PalmBeachTPA.org/TAC](http://PalmBeachTPA.org/TAC)*

### 1. REGULAR ITEMS

#### 1.A. Call to Order and Roll Call

CHAIR CROWLEY called the meeting to order at 9:33 a.m.

The Recording Secretary called the roll. A quorum was present in-person as depicted in the table below.

Member	Roll Call	Member	Roll Call	Member	Roll Cal
Tamashbeen Rahman (Alt)	P	Kenny Wilson	P	Anders Viane (Alt)	P
Pia Hansson-Nunoo (Alt)	P	Andrew Gamboa-Villamil (Alt)	P	Kim Delaney	P
Jason M. Kaufman	P	Brian Davis	P	Felipe Lofaso	P
Denise Malone	P	Ira Dangleben (Alt)	P	Christopher Marsh	A
Jamie Brown	P	Aaron Hoffman	P	Jonathan Reinsvold	P
Terrence Bailey	P	Joyce Cai	P	Natalie Crowley	P
JohnPaul O'Connor	A	Loraine Cargill	A	Melissa Ackert (Alt)	P
Alex Hansen	P	Chang-Jen Lan (Alt)	A	Jessica Keller	A
Andrew Mack (Alt)	P	Zaytech Marin	A		

P = Present A = Absent

#### 1.B. Modifications to the Agenda

There were no modifications to the agenda.

### **1.C. APPROVED Minutes for February 5, 2025**

**MOTION to approve minutes for February 5, 2025 made by Andrew Mack seconded by Bryan Davis and carried unanimously 20-0 as depicted in the table below.**

Member	Vote	Member	Vote	Member	Vote
Tamashbeen Rahman (Alt)	Y	Kenny Wilson	Y	Anders Viane (Alt)	Y
Pia Hansson-Nunoo (Alt)	Y	Andrew Gamboa-Villamil (Alt)	Y	Kim Delaney	Y
Jason M. Kaufman	Y	Kevin Fischer (Alt)	Y	Felipe Lofaso	Y
Denise Malone	Y	Ira Dangleben (Alt)	Y	Christopher Marsh	A
Jamie Brown	Y	Aaron Hoffman	Y	Jonathan Reinsvold	Y
Terrence Bailey	Y	Joyce Cai	Y	Natalie Crowley	Y
JohnPaul O'Connor	A	Loraine Cargill	A	Melissa Ackert (Alt)	Y
Alex Hansen	Y	Chang-Jen Lan (Alt)	A	Jessica Keller	A
Andrew Mack (Alt)	Y				

Y = Yes N = No A = Absent ABST = Abstain

### **1.D. General Public Comments and Public Comments on Agenda Items**

There were no public comments.

### **1.E. Comments from the Chair and Member Comments**

There were no comments from the Chair and Members.

### **1.F. TAC Liaison's Report**

BRIAN RUSCHER, Deputy Director of Multimodal, reviewed key items from the Liaison's Report. The full report can be viewed at [PalmBeachTPA.org/TAC](https://PalmBeachTPA.org/TAC).

SOL TANGVIK provided a brief presentation on the Florida Bike Month Survey and the TPA comment map.

CHAIR CROWLEY inquired whether the comment map functions as a public application and whether members of the public can submit comments directly.

TERRENCE BAILEY raised concerns regarding a pattern of collisions in the City of Riviera Beach. He asked if any agencies had model plans or strategies for addressing collisions that he could review for potential implementation.

ALEX HANSEN reported that a recent collision involving teenagers in the Town of Jupiter had resulted in a fatality. He mentioned that Jupiter may be able to share updates to their regulations, particularly those related to e-bikes, as a response to the incident.

## **2. ACTION ITEMS**

There are no Action Items for this agenda.

## **INFORMATION ITEMS**

### **3.A. Draft Fiscal Year (FY) 2026 – 2030 Transportation Improvement Program (TIP)**

BRIAN RUSCHER, Deputy Director of Multimodal, provided a presentation.

Jessica Keller joined the meeting at 9:57am.

KIM DELANEY inquired about two Indian Trail Improvement District (ITID) projects listed as shared-use and multi-use paths. She asked for an explanation on the note indicating that federal funding for these projects is currently on hold.

ALEX HANSEN asked for an update on the passenger rail project along the FEC Railway. He recalled that approximately \$1.3 million was included in the previous TIP to fund a study, with the funding programmed for FY 2024–2025. He noted that he has not heard any recent updates and asked whether there has been any information on the federal funding.

BRYAN DAVIS questioned why a PD&E study was programmed for Indiantown Road and Central Boulevard without funding for the design as the next step.

ANDREW MACK mentioned that the FEC Passenger Railway project has been significantly delayed and asked if FDOT could schedule a meeting or provide an update.

JASON KAUFMAN asked if the tables on the presentation would be updated to show the estimated duration of construction. He also questioned the Indiantown Road and Central Boulevard intersection. JASON KAUFMAN questioned how the design for Boynton Beach Boulevard, which includes both a bike lane and a shared-use path, was determined, noting that there is often pushback and expressing curiosity about the history behind this decision.

KIM DELANEY requested an update on the Jupiter SunTrail project.

KHURSHID MOHYUDDIN, Palm Beach County Planning Department, made a public comment on the status of the SR-7 project.

Bradford O' Brian joined the meeting.

### **3.B. FDOT District 4 Pedestrian and Bicycle Master Plan Update**

CARLOS CASTRO AND CORINN BEAM, FDOT Representatives, provided a presentation.

ALEX HANSEN asked if they could provide detailed maps to help identify the corridors under consideration. He also pointed out sections along Military Trail in Palm Beach Gardens and asked whether any specific segments had been identified in FDOT's studies for corrective measures.

JESSICA KELLER noted that she is looking forward to collaborating with FDOT on the Bicycle Master Plan update.

JASON KAUFMAN also noted he would like to collaborate with FDOT to update the City of Delray Beach's Bicycle Master Plan.

CHAIR CROWLEY echoed Jessica Keller's comments, emphasizing that enhanced intersections are an essential element of the Bicycle Master Plan update.

### **3.C. FDOT District 4 Pedestrian and Bicycle Master Plan Update**

BRIAN RUSCHER led a discussion of SS4A provide updates awarded countywide.

KIM DELANEY provided an update on The City of Greenacres's SS4A Action Plan and noted public workshops are scheduled for the following week.

JAMIE BROWN stated that their implementation plan had received approval from the Commission.

JASON KAUFMAN noted that their solicitation firm is currently active, with the deadline extended to next week.

ALEX HANSEN asked for clarification on which Palm Beach County projects were awarded \$4 million in funding.

CHAIR CROWLEY mentioned that the City of Palm Beach Gardens is moving forward with its public workshops.

#### **4. ADMINISTRATIVE ITEMS**

##### **4.A Governing Board Summary Points – February 20, 2025**

##### **4.B FDOT Scheduling Report – March 2025**

##### **4.C Next Meeting – June 4, 2025**

##### **4.D Adjournment**

There being no further business, the meeting was adjourned at 10:56 a.m.

---

This signature is to attest that the undersigned is the Chair, or a designated nominee, of the Technical Advisory Committee and that information provided herein is the true and correct Minutes for the May 7, 2025, meeting of the Technical Advisory Committee, dated this 4th day of June 2025.

---

Natalie Crowley

TAC Chair

## EXHIBIT A

### TAC Member Attendance Record

REPRESENTATIVE/Alternate Agency Name	Jun '24	July '24	Aug '24	Sep '24	Oct '24	Nov '24	Dec '24	Jan '25	Feb '25	Mar '25	Apr '25	May '25
CHAIR NATALIE CROWLEY/ Giles Rhoads City of Palm Beach Gardens - Planning	P	ALT	No Meeting Held – Scheduled Break	P	P	No Meeting Held – Scheduled Break	P	No Meeting Held – Scheduled Break	P	No Meeting Held – Scheduled Break	No Meeting Held – Scheduled Break	P
VICE CHAIR DENISE MALONE City of Greenacres - Planning & Engineering	E	P		E	P		P		E			P
Motasem Al- Turk /Melissa Ackert PBC Engineering	P	ALT		ALT	ALT		P		ALT			ALT
JAMES BELL/Tamashbeen Rahman City of Boca Raton - Planning	P	P		P	P		P		P			P
NARESH MACHAVARAPU/Pia Hansson-Nunoo City of Boca Raton - Engineering	P	ALT		P	A		ALT		ALT			ALT
VACANT/ANDREW MACK City of Boynton Beach - Public Works & Eng.	-	P		P	ALT		ALT		ALT			ALT
JASON M. KAUFMAN/Begona Krane City of Delray Beach	P	P		P	P		P		P			P
JAMIE BROWN/Troy Perry City of Lake Worth Beach – Public Services	P	P		P	P		P		P			P
TERRENCE BAILEY/Roberto Travieso City of Riviera Beach – Community Dev.	P	P		P	P		P		P			P
JOHNPAUL O'CONNOR/Greg Langowski City of Westlake	P	A		P	E		A		A			A
ALEX HANSEN /Ana Maria Aponte City of West Palm Beach - Planning	P	P	No Meeting Held – Scheduled Break	P	ALT	No Meeting Held – Scheduled Break	P	No Meeting Held – Scheduled Break	P	No Meeting Held – Scheduled Break	No Meeting Held – Scheduled Break	P
JESSICA KELLER /Kevin Volbrecht City of West Palm Beach - Engineering	A	A		-	-		P		P			P
KENNY WILSON/Janelle St. Ange PBC Health Department - Environ/Air Pollution	P	E		P	P		P		E			P
VACANT /Andrew Gamboa-Villamil PBC Airports Department - Planning	P	P		ALT	P		ALT		ALT			P
BRYAN DAVIS/Kevin Fischer PBC Planning, Zoning & Building	P	P		P	P		P		ALT			P
VACANT/Ira Dangleben Palm Tran	ALT	ALT		ALT	ALT		ALT		P			ALT
AARON HOFFMAN/Carl Baker Port of Palm Beach	P	P		P	P		P		P			P
JOYCE CAI /Latoya Bunches School District of Palm Beach County	P	P		P	P		A		P			P
LORAIN CARGILL/VACANT South Florida Regional Transportation Authority	ALT	E		P	P		ALT		E			E
VACANT/Chang-Jen Lan Town of Jupiter- Engineering	ALT	ALT		P	P		ALT		A			A



REPRESENTATIVE/Alternate Agency Name	Jun '24	July '24	Aug '24	Sep '24	Oct '24	Nov '24	Dec '24	Jan '25	Feb '25	Mar '25	Apr '25	May '25
VACANT/Anders Viane Town of Lake Park	ALT	ALT		ALT	ALT		A		ALT			ALT
KIM DELANEY/Thomas Lanahan Treasure Coast Regional Planning Council	P	P		P	P		P		P			P
FELIPE LOFASO/ Kim Glas-Castro Village of Palm Springs	P	P		P	P		P		P			P
CHRISTOPHER MARSH/Bradford O'Brien Village of Royal Palm Beach	P	P		A	P		P		P			ALT
JONATHAN REINSVOLD/Tim Stillings Village of Wellington	P	P		A	P		P		ALT			ALT
ZAYTECH MARIN/ VACANT City of Belle Glade	-	-		-	-		-		-			A

P = Member Present

Alt = Alternate Present  
\*New Appointment

E = Excused Absence  
- = Member not assigned

A = Unexcused Absence

## **EXHIBIT A**

(Continued)

### OTHERS PRESENT

Carlose Castro  
Corinne Beam  
Yanique Kelly  
Khurshid Mohyuddin  
David Wiloch  
Andrew Uhler  
Brian Ruscher  
Ruth Del Pino  
Carly Diglio

### REPRESENTING

FDOT  
FDOT  
FDOT  
Palm Beach County  
Palm Beach County  
Palm Beach TPA  
Palm Beach TPA  
Palm Beach TPA  
Palm Beach TPA




**DRAFT**

# TRANSPORTATION IMPROVEMENT PROGRAM

## FY 2026-2030

Final Draft - June 2025  
Scheduled for Adoption June 26, 2025



*View the projects on the  
Interactive TIP Tool*

[PalmBeachTPA.org/TIP](http://PalmBeachTPA.org/TIP)

# FY 2026 – 2030

## TRANSPORTATION IMPROVEMENT PROGRAM

### PALM BEACH TPA

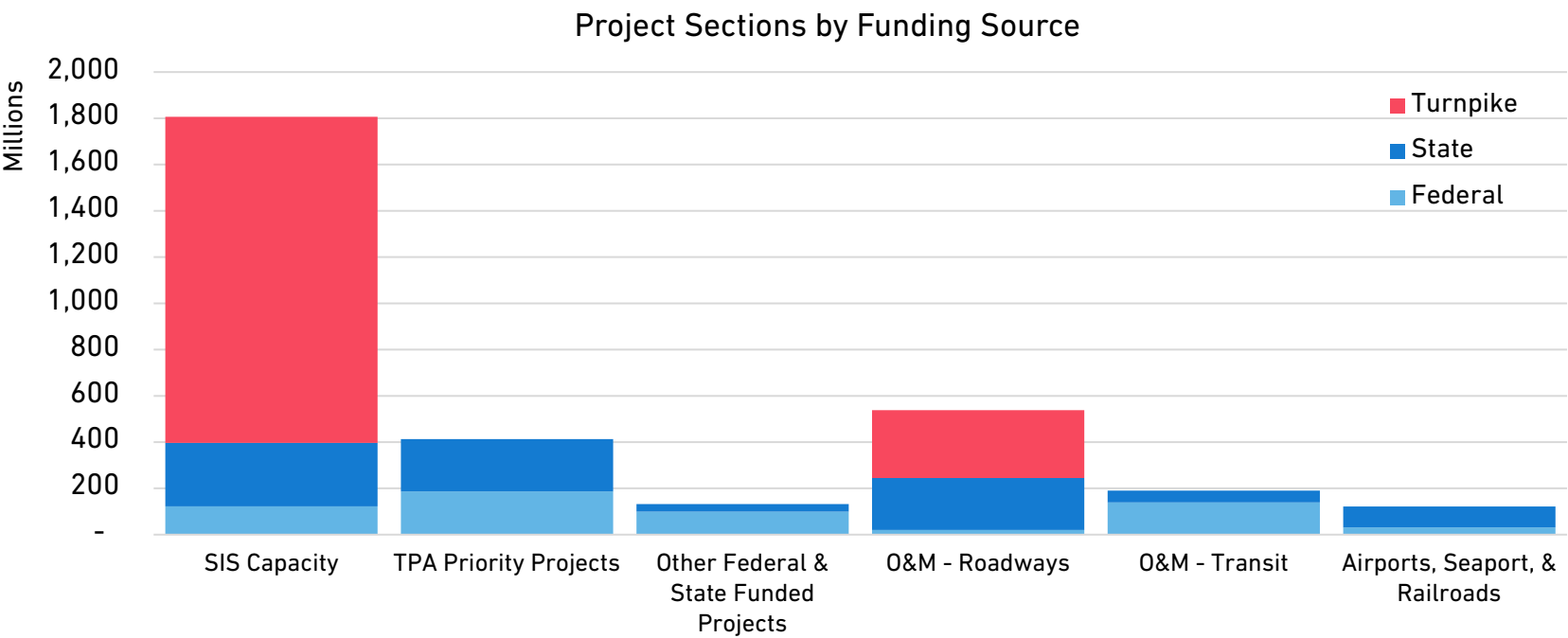
Executive Summary.....	3
Projects Sections in the TIP.....	4
Federal Performance Measures.....	6
Summary of TPA Priority Projects.....	8
Funding Summary.....	8
Project Details	
SIS Capacity .....	22
Major Projects .....	52
Local Initiatives Program.....	73
Transportation Alternatives Program.....	83
Other Federal & State Funded Projects .....	91
O&M Roadways.....	115
O&M Transit .....	184
Airports, Seaports, & Railroads.....	196
Districtwide Projects.....	Available in Separate Document
Locally Funded Projects (Informational).....	Available in Separate Document
Appendices	
A. Glossary .....	PalmBeachTPA.org/TIP
B. Public Participation and Comments .....	PalmBeachTPA.org/TIP
C. Federal Performance Measures .....	PalmBeachTPA.org/TIP
D. TPA Priority Projects List for FY 26-30.....	PalmBeachTPA.org/priorities
E. TPA Draft Tentative Work Program (DTWP) for FY 26-30.....	PalmBeachTPA.org/TIP
F. Eastern Federal Lands Highway Division FY 25-28 TIP .....	PalmBeachTPA.org/TIP
G. Annual Listing of Obligated Projects for FY 25 .....	PalmBeachTPA.org/TIP
H. Amendments and Modifications .....	PalmBeachTPA.org/TIP

# EXECUTIVE SUMMARY

The Transportation Improvement Program (TIP) is the five-year funding program for transportation projects utilizing federal and state funds in Palm Beach County. The Program covers Fiscal Year 2026 through Fiscal Year 2030 following the federal fiscal calendar beginning October 1st and ending September 30th (i.e. Fiscal Year 2026 addresses the dates of October 1, 2025 to September 30, 2026). Projects utilizing state funds are based on a fiscal year beginning July 1st and ending June 30th.

The TIP is developed through a continuous, cooperative, and comprehensive effort involving the Florida Department of Transportation (FDOT), the Board of County Commissioners, the Port of Palm Beach, and municipalities within the County. The TIP was developed in cooperation with the public transit operators including South Florida Regional Transportation Authority (SFRTA) and Palm Tran. Consultation is also carried out with the Miami-Dade TPO, the Broward MPO, and the Martin County MPO. The document complies with the requirements set forth in Section 134 of Title 23, USC and 23 CFR 450.324.

Funding is identified from federal, state, Turnpike, and local sources. The TIP incorporates FDOT's Fiscal Year (FY) 26-30 Work Program and generally moves forward the projects in the timeframe from previous TIPs. The TIP also includes local capital improvement plans and operating budgets for informational purposes.

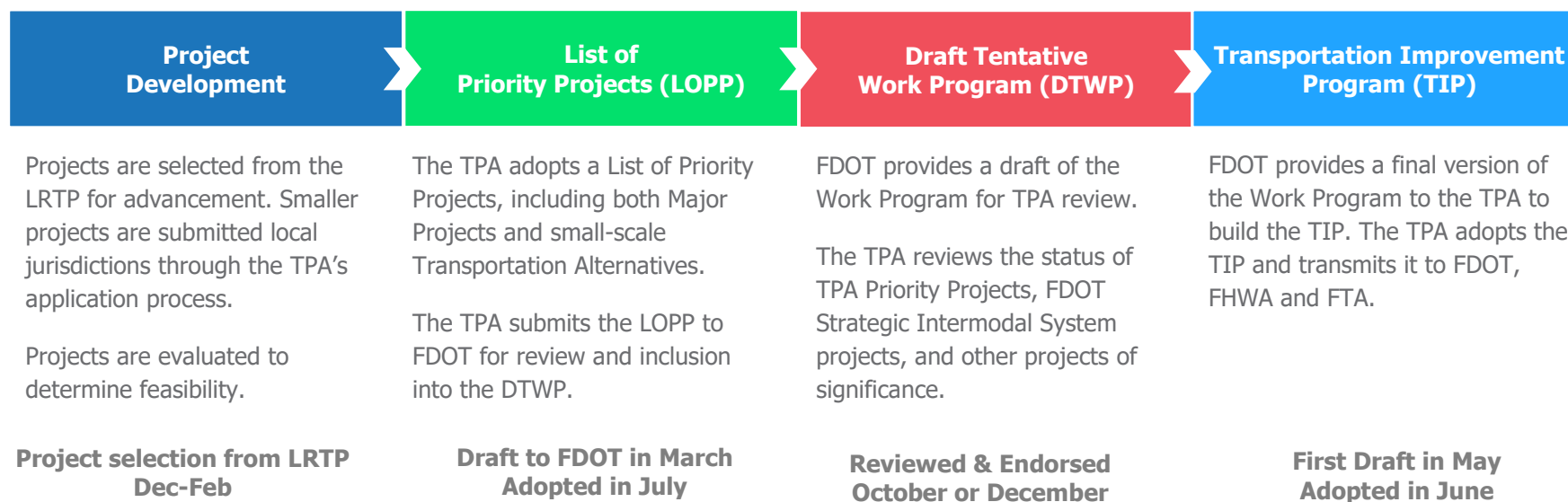


Project Section	# of Projects	5-Year TIP Funding	% of Total Funds
<b>Strategic Intermodal System (SIS) Capacity</b> Capacity projects prioritized by FDOT through the SIS Cost Feasible Plan to support regional mobility	19	\$401,061,561	8.98%
<b>SIS Capacity – Turnpike</b> Capacity projects prioritized by Florida's Turnpike with Turnpike revenues.	14	\$1,409,850,752	31.57%
<b>Major Projects</b> TPA prioritized highway, transit, and freight projects, predominantly on state roadways based on the Goals, Objectives and Values in the LRTP. Projects are programmed out of the LRTP.	30	\$334,016,528	7.48%
<b>Local Initiatives Program</b> Lower cost, non-regionally significant projects submitted to the TPA by local agencies and prioritized using a project scoring system based on the goals, objectives and values in the LRTP.	17	\$79,662,829	1.78%
<b>Transportation Alternatives Program</b> Active transportation projects submitted to the TPA annually by local agencies and prioritized through the TPA Governing Board.	15	\$18,280,406	0.41%
<b>Other Federal &amp; State Funded Projects</b> Additional projects advanced by agencies other than the TPA with state or federal funding, such as needs-based safety programs or discretionary funding sources.	37	\$179,385,278	4.02%
<b>Operations &amp; Maintenance (O&amp;M) – Roadways</b> Projects to maintain the condition of the transportation infrastructure and the need to operate it efficiently.	115	\$553,519,188	12.39%
<b>Operations &amp; Maintenance (O&amp;M) – Transit</b> Projects by the transit agencies to continue to operate existing services.	21	\$1,309,404,321	29.32%
<b>Airports / Seaport / Railroads</b> Projects identified by intermodal facility owners and operators.	46	\$180,856,279	4.05%
<b>TOTAL TIP FY 2026-2030</b>	<b>314</b>	<b>\$4,466,037,142</b>	<b>100.00%</b>
<b><i>Districtwide</i></b> Projects funded and contracted at the FDOT District 4 level. Projects are approved into the TIP.	365	\$1,430,266,619	
<b><i>Locally Funded Projects for Informational Purposes</i></b> Projects from local capital improvement programs or other local work programs using entirely local funding. Projects are provided for informational purposes only.	105	\$460,942,000	

## The Project Development Process

The projects in the TIP are required to be consistent with the TPA's Long Range Transportation Plan (LRTP). The TPA's funding programs – Major Projects, Local Initiatives, and Transportation Alternatives – are scored based on the goals of the LRTP and prioritized for inclusion in the TIP. Project selection is made in accordance with the requirements of 23 CFR 450.332.

The adopted LRTP is Cost Feasible; it prioritizes projects based on anticipated available revenue. The LRTP is referenced and seeks consistency with local comprehensive plans to the maximum extent feasible. The TPA adopted a list of Priority Projects from the LRTP in July and transmitted them to FDOT for use in preparing the tentative Work Program – these are included in Appendix D and highlighted in the summary of projects section. FDOT then developed the Draft Tentative Work Program and provided the program of projects for creation of the TIP. The TIP development process is seen in the diagram below.



## Public Participation

The public participation process for the Draft FY 2026-2030 TIP is in accordance with the policies and procedures of the TPA's Public Participation Plan. Appendix B provides detailed information on the schedule and outreach opportunities for the public to review the Draft TIP. More information on the TPA's public participation process can be found at [palmbeachtpa.org/PPP](https://palmbeachtpa.org/PPP)

## Certification Review

The Palm Beach TPA undergoes a certification review process annually with FDOT and a quadrennial review with Federal Highway Administration (FHWA) and Federal Transit Administration (FTA). The certification review process ensures the TPA is carrying out the metropolitan planning process in adherence with federal and state regulations. The TIP is reviewed during this process. The last joint FHWA and FTA Certification Review was completed on August 31, 2023 and the next review is anticipated to be completed by August 2027. The last Joint State/TPA Certification Review was completed on June 21, 2024.

## Federal Performance Measures

Projects and system-wide effectiveness for all modes of transportation are evaluated through Performance Measures, which are inclusive of the Congestion Management Process (CMP). A CMP is a systematic and regionally accepted approach for managing congestion that provides accurate, up-to-date information on transportation system performance and assesses alternative strategies for congestion management that meet TPA needs. The process is integrated into the TPA's performance measures that cover multiple modes of transportation including travel time reliability of people and trucks, transit v. car vehicle commute time, and walk, bike, transit commuter mode splits.

Performance measures connect investment and policy decisions to achieve the goals adopted in the TPA's Long Range Transportation Plan (LRTP). The TPA's aim is to provide measures that use data-driven, quantitative criteria to set and analyze achievable targets. Using a performance-based method ensures the most efficient investment public funds by increasing accountability, transparency, and providing for better investment decisions geared towards specific outcomes. The TPA is required to adopt targets for established federal performance measures based on national goals enacted by Congress in Moving Ahead for Progress in the 21st Century (MAP-21). The TPA's adopted federal performance measures and targets are summarized in the table on the following page. Please refer to Appendix C for more information on the federal performance measures.



### Federal Performance Measures and Targets

Category	Performance Measure	TPA Target
Safety	Fatalities	(2025) Zero
	Serious Injuries	Zero
	Rate of Serious Injuries per 100M vehicle miles travelled (VMT)	Zero
	Rate of Fatalities per 100M VMT	Zero
	Nonmotorized Fatalities and Serious Injuries	Zero
System Performance	Percent of reliable person-miles traveled on the Interstate	(2025) ≥ 75%
	Percent of reliable person-miles traveled on the non-Interstate NHS	≥ 60%
	Truck travel time reliability ratio (TTTR) on the Interstate	≤ 2.00
Bridges	Percent of NHS bridges classified as in Good condition by deck area	(2025) ≥ 50%
	Percent of NHS bridges classified as in Poor condition by deck area	≤ 5%
Pavement	Percent of Interstate pavements in Good condition	(2025) ≥ 60%
	Percent of Interstate pavements in Poor condition	≤ 5%
	Percent of non-Interstate NHS pavements in Good condition	≥ 40%
	Percent of non-Interstate NHS pavements in Poor condition	≤ 5%
Transit (Palm Tran) <i>Vehicles</i>	Percent of Vehicles exceeding useful life	(2025)
	Vehicles – Articulated Bus	≤ 10%
	Vehicles – Fixed Route Bus	≤ 10%
	Vehicles – Paratransit Bus	≤ 25%
	Vehicles – Paratransit Van	≤ 25%
<i>Equipment</i>	Percent of Equipment exceeding useful life	
	Equipment – Automobiles	≤ 20%
	Equipment – Trucks	≤ 20%
<i>Facilities</i>	Percent of Facilities exceeding useful life	≤ 0%
Transit (SFRTA)		(2023)
<i>Rolling Stock</i>	Revenue vehicles (>39 yrs old)	≤ 30%
<i>Equipment</i>	Non-revenue support service & maintenance vehicles (>8 yrs old)	≤ 50%
<i>Facilities</i>	Stations, maintenance facilities, & operations center (<2.5 on 1-5 scale)	≤ 5%
<i>Fixed Guideway</i>	Rail fixed-guideway track with performance restrictions	≤ 3.5%
Transit Safety (Palm Tran)	Fixed Route / Paratransit	Fixed Route/Paratransit
	Fatalities	(2025) Zero/Zero
	Fatality Rate per 100k vehicle revenue miles (VRM)	Zero/Zero
	Injuries	63/34
	Injury Rate per 100k VRM	0.9/0.4
	Safety Events	43/32
	Safety Event Rate per 100k VRM	0.6/0.3
	System Reliability (VRM per failure)	14,000/7,700

## Funding Summary

The TIP is financially constrained for each fiscal year. Federally funded projects identified in the TIP can be implemented using current proposed revenue sources based on the FDOT Tentative Work Program and locally dedicated transportation revenues. All Projects funded by FDOT with federal or non-federal dollars are included in a balanced 36-month forecast of cash and expenditures and a five-year finance plan supporting the FDOT Work Program. All local government projects (non-federally funded) that are included in the TIP are part of member local government's capital improvement programs. The tables on the next page provide a summary of federal, state and local funding for each funding code type by fiscal year. Note that all project costs are shown in year of expenditure dollars, meaning the costs reflect the adjusted value of the work at the time the funds will be expended on the project.

## Summary of TPA Priority Projects

Following the funding summary are summary tables providing the status of TPA Priority Projects. Projects with significant changes from the prior FY 2025-2029 are highlighted.

- **TPA Major Projects**
- **Local Initiatives**
- **Transportation Alternatives**
- **Shared-Use Network (SUN) Trail Priorities**
- **Active and Under Construction TPA Priorities**

Projects are shown by priority year and ranking, along with the funding amount and phase. A typical project may include a Project Development and Environment (PD&E) phase, a Design (PE) phase, a Right of Way (ROW) phase and a Construction (CST) phase. An explanation of all potential project phases included in the TIP is provided below.

### Project Phases

CODE	NAME	CODE	NAME
CAP	Capital	OPS	Operations
CST	Construction	PDE	Project Development and Environmental
DSB	Design Build	PE	Preliminary Engineering
ENV	Environmental	PLN	Planning
INC	Contract Incentives	ROW	Right of Way Acquisition
MNT	Maintenance	RRU	Railroad & Utilities
MSC	Miscellaneous Construction		

For a list of additional terms and their definitions, see Appendix A.

**Total Programmed by Funding Code**

Fund Code / Name		2026	2027	2028	2029	2030	Total
<b>Federal</b>							
<b>ROADS, BRIDGES, &amp; MAJOR PROJECTS</b>							
ACBR	AC FED BRIDGE FUNDS	300,000	-	-	-	-	300,000
ACFP	AC NATIONAL FREIGHT PROG (NFP)	-	599,771	18,596,928	3,806,806	-	23,003,505
ACNP	AC NATIONAL HWY FUNDS	68,191,634	14,987,303	53,752,753	11,198,475	-	148,130,165
ACNR	AC NATIONAL HWY RESURFACING	8,457,866	4,423,976	2,408,373	-	3,753,908	19,044,123
ACPR	ADVANCED CONSTRUCTION PROTECT GRANT	4,965,148	-	10,064,737	-	-	15,029,885
ACSA	AC STATEWIDE STP (SA) FUNDS	10,000	-	-	-	-	10,000
ACSS	ADVANCE CONSTRUCTION (SS,HSP)	8,045,939	7,335,627	10,766,399	2,979,374	13,533,584	42,660,923
ACSU	AC PALM BEACH TPA (SU) FUNDS	9,221,946	-	-	-	-	9,221,946
CM	CONGESTION MITIGATION FOR AIR QUALITY	-	-	-	2,431,113	-	2,431,113
FAA	FEDERAL AVIATION ADMIN	6,100,000	22,500,000	-	-	-	28,600,000
GFEV	GENERAL FUND - VEHICLE CHARGING PROGRAM	1,500,000	-	-	-	-	1,500,000
HP	FEDERAL HIGHWAY PLANNING	1,450,000	-	-	-	-	1,450,000
PL	METRO PLAN (85% FA; 15% OTHER)	2,571,365	2,571,365	2,571,365	2,571,365	2,571,365	12,856,825
RHH	RAIL HIGHWAY X-INGS - HAZARD	1,590,368	1,417,741	-	-	-	3,008,109
SA	STP, ANY AREA STATEWIDE	2,877,674	5,139,287	511,610	4,427,043	196,029	13,151,643
SU	STP, PALM BEACH TPA	36,477,207	23,426,427	23,295,129	23,673,150	18,126,132	124,998,045
TALT	TRANSPORTATION ALTS- ANY AREA STATEWIDE	2,163,235	1,598,187	394,950	-	-	4,156,372
TALU	TRANSPORTATION ALTS PALM BEACH TPA	3,528,817	3,510,386	3,528,817	-	-	10,568,020
<b>FEDERAL TRANSIT ADMINISTRATION</b>							
5307	FEDERAL TRANSIT URBAN AREA FORMULA FUNDS	48,718,290	48,718,290	48,558,290	48,558,290	24,966,675	219,519,835
5311	FEDERAL TRANSIT RURAL AREA FORMULA FUNDS	1,094,985	1,102,797	1,111,469	1,111,469	651,827	5,072,547
5339	FTA BUS & BUS FACILITIES INFRASTRUCTURE	4,000,000	4,000,000	4,000,000	4,000,000	2,000,000	18,000,000
<i>Federal Subtotal</i>		<i>211,764,474</i>	<i>141,331,157</i>	<i>179,560,820</i>	<i>104,757,085</i>	<i>65,799,520</i>	<i>703,213,056</i>

**Total Programmed by Funding Code**

Fund Code / Name		2026	2027	2028	2029	2030	Total
<b>State</b>							
BNIR	INTRASTATE R/W & BRIDGE BONDS	13,673,034	-	2,581,620	-	-	16,254,654
BRRP	STATE BRIDGE REPAIR & REHAB	1,887,460	-	20,359,695	-	-	22,247,155
CIGP	COUNTY INCENTIVE GRANT PROGRAM	-	-	10,658,324	400,000	-	11,058,324
D	UNRESTRICTED STATE PRIMARY	20,387,241	20,168,723	22,422,817	22,808,834	18,321,568	104,109,183
DDR	DISTRICT DEDICATED REVENUE	50,140,872	46,653,658	48,552,269	125,149,755	62,186,446	332,683,000
DI	ST. - S/W INTER/INTRASTATE HWY	17,613,265	58,402,918	1,564,314	101,463,350	3,319,746	182,363,593
DIH	STATE IN-HOUSE PRODUCT SUPPORT	2,328,763	1,310,081	890,273	780,176	1,022,392	6,331,685
DITS	STATEWIDE ITS - STATE 100%.	3,349,094	3,060,103	-	-	-	6,409,197
DPTO	STATE - PTO	15,559,378	22,946,012	16,631,773	24,030,230	7,958,369	87,125,762
DS	STATE PRIMARY HIGHWAYS & PTO	1,648,939	521,930	4,318,715	25,779,616	1,841,898	34,111,098
DSPC	SERVICE PATROL CONTRACT	3,250,842	2,377,240	1,115,531	2,288,478	1,952,850	10,984,941
DSBD	I-95 EXPRESS LANES	8,716,420	5,299,400	849,389	2,099,814	-	16,965,023
DU	STATE PRIMARY/FEDERAL REIMB	-	-	-	-	-	-
FCO	PRIMARY/FIXED CAPITAL OUTLAY	370,000	-	350,000	275,000	-	995,000
GMR	GROWTH MANAGEMENT FOR SIS	-	24,356	-	2,932,270	-	2,956,626
SCRC	SMALL COUNTY OUTREACH PROGRAM - RURAL	685,725	-	-	-	-	685,725
SIWR	2015 SB2514A-STRATEGIC INT SYS	-	2,453,972	-	-	-	2,453,972
STED	2012 SB1998-STRATEGIC ECON COR	10,300,000	48,896,980	-	-	-	59,196,980
TDTF	TRANS DISADV - TRUST FUND	6,732,152	6,732,152	6,732,152	6,732,152	3,535,152	30,463,760
TMBD	I-95 EXPRESS LANES	725,848	725,848	725,848	2,411,448	-	4,588,992
TOBD	I-95 EXPRESS LANES	332,000	563,000	584,000	377,000	390,880	2,246,880
TO04	MIAMI-DADE EXPRESSWAY AUTH.	10,000,000	-	-	-	-	10,000,000
TO06	TAMPA-HILLSBOROUGH EXPR. AUTH.	3,000,000	-	-	-	-	3,000,000
TRIP	TRANS REGIONAL INCENTIVE PROGM	4,681,382	2,100,000	-	4,500,000	-	11,281,382
TRWR	TRIP, WHEELS ON THE ROAD	1,346,043	-	-	-	-	1,346,043
<i>State Subtotal</i>		<i>176,728,458</i>	<i>222,236,373</i>	<i>138,336,720</i>	<i>322,028,123</i>	<i>100,529,301</i>	<i>959,858,975</i>
<b>Turnpike</b>							
PKBD	TURNPIKE MASTER BOND FUND	176,959,657	283,612,503	258,132,314	455,685,284	-	1,174,389,758
PKYI	TURNPIKE IMPROVEMENT	17,301,274	11,405,871	13,048,247	132,327,514	1,225,000	175,307,906
PKYO	TURNPIKE TOLL COLLECTION/OPER.	44,716,207	54,716,207	57,716,000	54,716,000	57,716,207	269,580,621
<i>Turnpike Subtotal</i>		<i>238,977,138</i>	<i>349,734,581</i>	<i>328,896,561</i>	<i>642,728,798</i>	<i>58,941,207</i>	<i>1,619,278,285</i>

**Total Programmed by Funding Code**

Fund Code / Name		2026	2027	2028	2029	2030	Total
<b>Local</b>							
ADR	ADVERTISING REVENUE	1,461,000	1,461,000	1,356,000	1,386,000	736,000	6,400,000
ADV	AD-VALOREM	117,934,740	117,934,740	117,934,740	117,934,740	80,104,740	551,843,700
BOCA	BOCA RATON	880,000	880,000	981,000	981,000	505,000	4,227,000
CENW	CENTURY WEST	725,000	725,000	700,000	700,000	350,000	3,200,000
FBR	FAREBOX REVENUE	19,963,400	22,628,400	23,265,400	23,265,400	10,850,400	99,973,000
GT	LOCAL OPTION GAS TAX	33,695,000	33,695,000	33,695,000	33,695,000	33,695,000	168,475,000
IST	INFRASTRUCTURE SURTAX	8,852,000	23,530,000	-	-	-	32,382,000
LGT	LOCAL OPTION GAS TAX	33,045,000	33,045,000	33,045,000	33,045,000	-	132,180,000
LF	LOCAL FUNDS	267,173,942	95,175,091	102,313,096	101,700,000	9,833,609	576,195,738
PKLF	LOCAL SUPPORT FOR TURNPIKE	-	-	-	63,755,058	-	63,755,058
RTA	SFRTA	1,332,666	1,332,666	1,332,666	1,332,666	666,666	5,997,330
<i>Local Total</i>		<i>485,062,748</i>	<i>330,406,897</i>	<i>314,622,902</i>	<i>377,794,864</i>	<i>136,741,415</i>	<i>1,644,628,826</i>
<b>Summary</b>							
Federal		211,764,474	141,331,157	179,560,820	104,757,085	65,799,520	703,213,056
State		176,728,458	222,236,373	138,336,720	322,028,123	100,529,301	959,858,975
Turnpike		238,977,138	349,734,581	328,896,561	642,728,798	58,941,207	1,619,278,285
Local		485,062,748	330,406,897	314,622,902	377,794,864	136,741,415	1,644,628,826
<b>Grand Total</b>		<b>1,112,532,818</b>	<b>1,043,709,008</b>	<b>961,417,003</b>	<b>1,447,308,870</b>	<b>362,011,443</b>	<b>4,926,979,142</b>

## Table 1: Major Projects

Projects are predominantly on state roadways using state funding sources, including but not limited to District Dedicated Revenue (DDR) and Primary Highways & Public Transportation Funds (DS).  
Projected funding availability is anticipated to be approximately \$20.4 Million/year but varies yearly. FDOT requests the TPA "oversubscribe" to ensure programming of all available funds.

*Shown in \$1,000s*

Year - Rank	Applicant/ Lead Agency	Location	Description	Proj. No.	Total Cost		TIP FY 2026-2030						Add't'l Funds Needed	Notes
						< FY 26	FY 26		FY 27		FY 28			
--	Palm Beach TPA	TPA Planning & Administration as detailed in the UPWP			4393255 4393256 4393257	\$23,413	N/A	PL \$2,571 SU \$2,006	PL \$2,571 SU \$2,100	PL \$2,571 SU \$2,150	PL \$2,571 SU \$2,150	PL \$2,571 SU \$2,150		
04-1	FDOT	SR-7 from 60th St to Northlake Blvd	Construct new 4L road	2296645	\$257						PE \$257			Pending litigation
				2296646	\$100,003	\$8,393	PE \$3,000		RRU \$24	ENV \$473 CST \$81,003	ENV \$2,369 CST \$4,740			
04-2	FDOT	SR-7 from Okeechobee Blvd to 60th St	Widen from 2L to 4L	2296647	\$48,762	\$477	PE \$750	RRU \$3	CST \$47,532					Pending litigation
14-1	FDOT/ SFRTA	Passenger Rail Service on FEC	Transit Alternative Analysis to extend commuter rail service onto the FEC corridor from Broward County Line or via the Northwood Crossover; Construct Stations and Rolling Stock	4170317	\$542,100	\$1,350							\$540,750	FEC easement/ access fee and O&M needed for PD&E. TPA/FDOT Feasibility Study Underway.
14-3	FDOT	Atlantic Ave from SR-7 to E of Lyons Rd	Widen from 2L to 4L, including buffered 7' bike lanes and 6' sidewalks	2296584	\$41,204	\$36,857	ROW \$1,080	ROW \$142			ROW \$124	ROW \$3,000		Under Construction
16-1b	FDOT	Atlantic Ave from Florida's Turnpike to Cumberland Dr	Widen from 4L to 6L, including 7' buffered bike lanes and 10' shared-use-paths where feasible	4405754	\$57,235	\$3,501	ROW \$6,540		ROW \$5,198	CST \$39,989	CST \$2,007			
16-1c	FDOT	Atlantic Ave from Cumberland Dr to Jog Rd	Widen from 4L to 6L, including 7' buffered bike lanes and 10' shared-use-paths where feasible	4405755	\$39,195	\$2,822	ROW \$946	ROW \$2,000	ROW \$4,140 RRU \$50	CST \$27,230	CST \$2,007			
17-1	FDOT/ Palm Tran	US-1: Camino Real Rd to Indiantown Rd	561 Plan Transit Corridor: New enhanced transit service with associated multimodal facilities											
17-1b	Palm Tran/ FDOT	US-1: Palmetto Park Rd to Northlake Blvd	Construct 14 enhanced transit shelters within existing ROW	4383864	\$7,202	\$1,153	CST \$6,002	CST \$48						
17-1c	Boca Raton/ FDOT	US-1: Camino Real to NE 8th St/Mizner Blvd in Boca Raton	Lane Repurposing from 6L to 4L between Camino Real and SE Mizner Blvd; associated multimodal facilities	4383865	\$9,105	\$944	CST \$8,161							
17-1d	WPB/ FDOT	US-1: 25th St to 45th St in West Palm Beach	Reconstruct roadway to include pedestrian and bicycle facilities and safety enhancements	4383866	\$14,479	\$823						CST \$13,657		
17-1f	FDOT/ N Palm Beach	US 1: Northlake Blvd to Parker Bridge in North Palm Beach	Lane Repurposing from 6L to 4L with shared-use paths, bicycle lanes, landscaping and furnishing zone	4383867	\$8,672					PE \$920			\$7,752	Lane repurposing application approved by FDOT.
17-1g	Lake Worth Beach/ FDOT	US-1: Dixie/Federal Junction to Gregory Rd in Lake Worth Beach	Speed Mitigation; Safety Improvements; Pedestrian and Bicycle Improvements; Signalization	TBD	\$5,674								\$5,674	

**Table 1: Major Projects**

Shown in \$1,000s

Year - Rank	Applicant/Lead Agency	Location	Description	Proj. No.	Total Cost	TIP FY 2026-2030						Add'l Funds Needed	Notes		
						< FY 26	FY 26	FY 27	FY 28	FY 29	FY 30				
18-1	TPA & Palm Tran /FDOT	Okeechobee Blvd from SR-7 to US-1; SR-7 from Forest Hill Blvd to Okeechobee Blvd	561 Plan Transit Corridor: New enhanced transit service with associated multimodal facilities												
18-1b	Palm Tran/ FDOT	Okeechobee Blvd from SR-7 to US-1; SR-7 from Forest Hill Blvd to Okeechobee Blvd	Construct enhanced transit shelters within existing ROW	4417584	\$5,805	\$805				CAP	\$5,000				
18-1c	TPA/ FDOT	Okeechobee Blvd from SR-7 to US-1; SR-7 from Forest Hill Blvd to Okeechobee Blvd	FDOT feasibility study based on TPA planning study recommendations	4513801	\$2,000	\$550	PLN	\$1,450							
18-2	TPA/ FDOT/FPL	SR-80 from SR-15 to CR-880	Add street lighting and guardrails	4417561	\$16,160	\$16,160							Under Construction. In phases.		
				4535581	\$4,181	\$621		RRU CST	\$15 \$3,545						
18-3	TPA/ FDOT	US-27 Connector from US-27 to SR-715	Construct new 2-lane road	4417571	\$134,705	\$250					PDE	\$1,500	\$68,455	Request of \$3.955M for PDE. Alternative Corridor Evaluation (ACE) underway. Estimated cost of PE, ROW, CST is \$64.5 M	
19-1	TPA & Palm Tran /FDOT	Lake Worth Rd from SR-7 to US-1; SR-7 from Lake Worth Rd to Forest Hill Blvd	561 Plan Transit Corridor: New enhanced transit service with associated multimodal facilities												
20-1	Boca Raton/ FDOT	Federal Hwy at Spanish River Blvd	Convert EB to SB right turn only to right/through with bike lane and mast arm conversion	4482641	\$3,014		PE	\$279	PE	\$21			CST	\$2,714	
20-2 & 20-4	Palm Beach County/ FDOT	Atlantic Ave at Military Trl; Belvedere at Military Trl; Forest Hill Blvd at I-95	Replace span wire traffic signals with mast arms and steel strain pole span wires and upgrade supporting infrastructure. Upgrade to mast arm signals; enhanced pedestrian signals and detection; upgrade ITS elements and roadway lighting; curb ramp and sidewalk upgrades to meet ADA.	4479441	\$40,202		PE	\$566					CST	\$3,856	
		US-1 at Silver Beach Rd, Military at Investment Ln, Okeechobee at Quadrille Blvd, Lakeview Ave at Quadrille Blvd		4480731			PE	\$422	PE	\$21				\$11,200	ROW and CST remain unfunded
		US-1 at SE 1st St, 7th Ave N, 10th Ave N, 13th Ave N; Boynton Beach Blvd at US-1, Congress Ave, Seacrest Blvd, Military Trl, Hagen Ranch Rd; Congress Ave at Dolan Rd; Atlantic Ave at Hamlet Dr; Lake Ave at SR-A1A (include w/ FM 4476631)		4481071			PE	\$637						\$23,500	ROW and CST remain unfunded
20-3	Boca Raton/ FDOT	Glades Rd/SR-808 at Town Center Blvd; I-95 NB off ramp at W Palmetto Park Rd; I-95 SB off ramp at Palmetto Park Rd; US-1 at Royal Palm Way; US-1 at Hidden Valley Blvd	Replace span wire traffic signals with mast arms and upgrade supporting infrastructure	4480641	\$12,605		PE	\$719					CST	\$6,657	
		US-1 at Glades Rd, NE 15th Ter, and NE 24th Ter		4481351			PE	\$550		ROW	\$547	ROW	\$259	ROW	\$387 CST \$3,487

**Table 1: Major Projects**

*Shown in \$1,000s*

Year - Rank	Applicant/Lead Agency	Location	Description	Proj. No.	Total Cost	TIP FY 2026-2030						Add'l Funds Needed	Notes
						< FY 26	FY 26	FY 27	FY 28	FY 29	FY 30		
20-5	Palm Beach County/FDOT	SR-715 from Hatcher Rd to Paul Rardin Park SR-715 from Airport Rd to SW 14th St	Construct 6' sidewalk on W side of roadway.	4479451	\$2,263		PE \$467			CST \$1,796			
21-1	TPA/FDOT	Forest Hill Blvd from W of Jog Rd to Military Trl	Add roadway lighting on N side and pedestrian lighting, bus bay layover facility, enhanced crosswalks at three signalized intersections, green markings in bicycle conflict zones	4498771	\$2,616		PE \$670	ENV \$30				\$1,916	
21-2	TPA/FDOT	Congress Ave from Lake Worth Rd to Forest Hill Blvd	Add pedestrian lighting, enhanced crosswalks at six signalized intersections, and bus stop amenities	4498791	\$2,966		PE \$434	ENV \$30				\$2,502	
21-3	Boca Raton/FDOT	SR-A1A at Spanish River Blvd and Camino Real (include w/ FM 4476611); US-1 at Jeffery St, NE 32nd St, NE 20th St, Fire Station #1, NE Mizner Blvd, SE Mizner Blvd, and Camino Real; Yamato Rd at NW 2nd Ave (include w/ FM 447657.1); Glades Rd at NW 2nd Ave and Pinehurst Ln; I-95 NB Ramp at Peninsula Corp Dr; I-95 SB Ramp at Peninsula Corp Dr	Replace span wire traffic signals with mast arms and steel strain pole span wires and upgrade supporting infrastructure	4495531	\$9,347		PE \$495 ENV \$30					\$5,090	
				4498751			PE \$325 ENV \$30				CST \$3,377		
21-4	TPA/FDOT	SR-7 from Glades Rd to Bridgebrook Dr	Modify resurfacing project to add sidewalk on E side and green markings in bicycle conflict zones	4476701	\$13,224	\$13,196	CST \$28						Under Construction
21-6	FDOT	Indiantown Rd at Central Blvd	Conduct PD&E to evaluate congestion mitigation alternatives with minimal adverse impacts to pedestrians, bicycles, and local businesses	4499351	\$3,810	\$500	PDE \$3,310						Accelerated from FY 28 to FY 26
23-1	TPA/FDOT	US-1 from Universe Blvd to Indiantown Road	Widen existing sidewalks to shared use paths	TBD	\$10,700							\$10,700	Potential SUN Trail eligibility requiring coordination from Ocean Dr to Ocean Way. Possible Resurfacing project alignment.
23-2	PBC/FDOT	Palm Beach County Traffic Signals at a various locations	Flashing Yellow Arrows	4535891	\$2,103							\$2,103	Program ready but additional coordination needed.
23-3	PBC/FDOT	Palm Beach County Traffic Signals at a various locations	Signal Upgrades	4535901	\$4,109							\$4,109	Program ready but additional coordination needed.
<b>Cost Summary</b>					<b>\$1,167,111</b>	<b>\$88,403</b>	<b>\$40,587</b>	<b>\$11,407</b>	<b>\$62,213</b>	<b>\$161,772</b>	<b>\$54,479</b>	<b>\$683,750</b>	



**Table 2: Local Initiatives Program**

This program is for projects on non-state roadways that are federal-aid eligible. Funding typically comes from the \$22.8 Million/year federal Surface Transportation Block Grant (STBG) program, known locally as SU funds, allocated to the TPA for prioritization. STGB funds allocated to FDOT, known as SA, sometimes supplement the projects.

*Shown in \$1,000s*

Year Rank	Applicant/Lead Agency	Location	Description	Proj. No.	Total Cost	<FY 26	TIP FY 2026-2030					Addtl Funds Needed	Notes
							FY 26	FY 27	FY 28	FY 29	FY 30		
17-1 & 17-5	West Palm Beach/ FDOT	36th St & bridge from Australian Ave to Poinsettia Ave in West Palm Beach	Construct buffered bike lanes, pedestrian enhancements and bridge	4415701	\$18,254	\$2,018	CST \$16,237						
19-2	Palm Beach County	Cresthaven Blvd from S Jog Rd to S Military Trl	Construct 7' buffered bike lanes and three intersection modifications	4460861	\$4,599	\$3,152	CST \$1,447						
19-4	West Palm Beach	25th St from Australian Ave to Broadway Ave	Lane Repurposing from 4 lanes to 3, construct R/R gate enhancements, ADA upgrades, buffered bike lane/ designated bike lane, lighting improvements, sidewalks	4460901	\$7,038	\$5	CST \$7,033						
20-2 21-1 22-2	SFRTA	SFRTA - Tri-Rail Service	Purchase passenger rail cars	4481031	\$17,500	\$6,813	CAP \$6,087	CAP \$4,600					
20-3	Lake Worth Beach	South East Coast Street and S. H Street	Reconstruct roadways to one-way pair with 4' designated bike lanes	4483541	\$7,889	\$5		CST \$7,884					
20-4	Wellington	Greenbriar Blvd from Aero Club Drive to Greenview Shored Blvd.	Construct 10' shared-use path on north side of roadway. Upgrade intersections and pedestrian crossings with enhanced visibility and signage.	4482991	\$4,223	\$3,674	CST \$549						
20-6	Royal Palm Beach	Various Locations - Residential Roads	Construct ADA Improvements - Sidewalks and Curb Ramps	4483051	\$671	\$5	CST \$666						
21-2	Palm Beach County	Prosperity Farms from 800' N of Northlake Blvd to Donald Ross Rd	Construct 4' designated bike lanes	4498471	\$5,980	\$5	CST \$2,447	CST \$3,528					
22-3	Palm Beach Gardens	Gardens Parkway from Alternate A1A to Prosperity Farms Road	5' designated bike lane and 8' sidewalk	4508001	\$4,625	\$5		CST \$4,620					
22-4	Palm Tran	Palm Tran electric buses and Palm Tran Maintenance Facility (Electronics Way) charging stations	Purchase 4 electric buses and install electric charging at maintenance facility	4507981	\$5,000					CAP \$5,000			
22-5	Delray Beach	Barwick Rd from Lake Ida Rd to Sabal Lakes Rd (N)	10' shared use path and new sidewalk	4507931	\$2,531	\$5		CST \$2,091					
22-6	Palm Tran	Countywide	Bus Stop Improvements	4507971	\$5,000					CAP \$5,000			
22-7	ITID	Temple Blvd, Hall Blvd, 140th Ave	Seminole Speed Tables	4507951	\$627	\$5		CST \$526					Federal eligibility on hold
23-1	ITID	140th Ave N, Temple Blvd, and Hall Blvd	Construct 10' shared use pathways and 8' pathways.	TBD	\$5,369							\$4,109	Federal eligibility on hold
23-3	Boca Raton	Boca Raton Traffic Signals	Traffic Signal Updates and ITS Improvements Phase 1	4535181	\$2,039					PE \$5	CST \$2,034		
23-4	West Palm Beach	7th Street from Australian Ave to Tamarind Blvd	Construct buffered bike lanes and widen sidewalks	4535201	\$1,851					PE \$5	CST \$1,846		
23-6	Palm Beach County	Palm Beach County Traffic Signals	Signal Upgrades	4535261	\$5,293					PE \$5	CST \$5,288		
23-7	Wellington	Wellington Trace from east of Draft Horse Ln to Greenview Shores Blvd	Widen sidewalks and construct roundabout at Primrose Lane	4535911	\$2,988					PE \$5	CST \$2,764		

Table 2: Local Initiatives Program

Shown in \$1,000s

Year Rank	Applicant/Lead Agency	Location	Description	Proj. No.	Total Cost	<FY 26	TIP FY 2026-2030					Addt'l Funds Needed	Notes
							FY 26	FY 27	FY 28	FY 29	FY 30		
23-8	Palm Beach County	Palm Beach County Traffic Signals	Flashing Yellow Left & Right Turn Arrow Upgrades	4535171	\$4,693							\$3,062	
Cost Summary					\$106,172	\$15,692	\$34,466	\$23,249	\$10,020		\$11,933	\$7,171	

**Table 3: Transportation Alternatives Program**

This program is for non-motorized projects on or off the federal-aid eligible network. Sources of funding are from the approximately \$5.1 Million/year of the federal STBG Transportation Alternatives (TA) set-aside program, known locally as TA, that is allocated to the TPA for prioritization.  
Shown in \$1,000s

Year - Rank	Applicant/Lead Agency	Location	Description	Proj. No.	Total Cost	TIP FY 2026-2030						Addt'l Funds Needed	Notes
						< FY 26	FY 26	FY 27	FY 28	FY 29	FY 30		
21-3	ITID	Grapeview Blvd from Key Lime Blvd to 60th St and Key Lime Blvd from Hall to M-1 Canal	Construct 10' shared use path and 8' pathway	4490021	\$1,663	\$5	CST \$1,658						Federal eligibility on hold
22-1	ITID	Hamlin Blvd from Hall Blvd to Grapeview Blvd; Grapeview Blvd from Hamlin Blvd to Citrus Grove Blvd; Citrus Grove Blvd from Hall Blvd to Avocado Blvd	Construct 10' shared use path and expand existing sidewalk to 8'	4507871	\$1,305	\$5	CST \$1,300						Federal eligibility on hold
22-2	Palm Beach Gardens	Fairchild Ave from Fairchild Gardens Ave to Campus Dr	Construct buffered bicycle lanes and 8' pathway on south side of roadway	4508291	\$1,413	\$5	CST \$1,408						
22-3	West Palm Beach	49th St from Greenwood Ave to North Flagler Drive	Construct ADA curb ramps and sidewalks, traffic calming speed humps and sharrowes	4508621	\$570	\$5	CST \$565						
22-4	Royal Palm Beach	Various Locations - Local Roads	Install pedestrian and bicycle network wayfinding signage	4508241	\$879	\$5	CST \$874						
22-5	Boca Raton	SW 18th Street from Military Trl to Addison Ave	Construct 10' shared use paths and missing crosswalks and sidewalks	4507841	\$415	\$5	CST \$410						
	SFRTA	SW 18th Street from Military Trl to Addison Ave	Construct 10' shared use paths and missing crosswalks and sidewalks	4507842	\$1,155	\$	CAP \$1,155						
23-1	Boca Raton	NW 6th Way from South of NW 38th Drive/Circle to Spanish River Blvd	Construct 10' shared use path and include bicycle and pedestrian intersection upgrades.	4529981	\$1,401	\$5		CST \$1,396					
23-2	Palm Beach County	Camino Real from Spanish River Rd to South Ocean Blvd	Construct 7' buffered bike lanes on both sides of the road and 5 ft sidewalk on the south side	4530021	\$1,367	\$5		CST \$1,362					
23-3	West Palm Beach	Spruce Ave from 36th St to 40th St	Construct designated bike lanes, ADA curb ramps and sidewalks, new crosswalks, traffic calming, and pedestrian scale lighting.	4529991	\$1,583	\$5		CST \$1,578					
23-4	Palm Beach Gardens	Lilac St from North Military Trl to Plant Dr	Widen existing sidewalk to 10' shared use path and construct new 10' shared use path with a midblock crossing.	4530011	\$1,149	\$5		CST \$1,144					
23-5	ITID	140th Ave North from Orange St to 61st St North and 61st St North from 140th Ave North to the M-1 Canal	Construct 8' unpaved path	4530001	\$1,004	\$	PE \$5	CST \$999					Federal eligibility on hold
24-1	West Palm Beach	Palm St from Lake Ave to US-1/Dixie Hwy	Construct bike lanes and ADA improvements for pedestrian facilities	4548781	\$1,974	\$	PE \$5		CST \$1,969				
24-2	Boca Raton	NW 2nd Ave from Jeffrey St to Hidden Valley Blvd	Construct two-way bicycle path on east side of the road with bicycle intersection improvements	4548771	\$1,832	\$	PE \$5		CST \$1,827				
24-3	Palm Beach County/Boca Raton	Camino Real from Dixie Hwy to Federal Hwy	Construct a raised bicycle lane on both sides of the road	4549511	\$1,046	\$	PE \$5		CST \$1,041				
24-4	Palm Tran	Palm Beach Lakes Blvd from Executive Center Dr to Australian Ave	Transit Access Improvements	new	\$789	\$						\$789	Cancelled at the request of applicant.
<b>Cost Summary</b>					<b>\$18,757</b>	<b>\$50</b>	<b>\$ \$7,391</b>	<b>\$ \$6,479</b>	<b>\$ \$4,837</b>				

Table 4: SUN Trail Priorities

Projects must be located on the SUN Trail Network. SUN Trail projects are through a competitive state application process that must by FDOT in addition to inclusion on the TPA's List of Priority Projects (LOPP).

Shown in \$1,000s

Year	Applicant/ Lead Agency	Location	Description	Proj. No.	Total Cost	<FY 26	TIP FY 2026-2030					Addt'l Funds Needed	Notes
							FY 26	FY 27	FY 28	FY 29	FY 30		
2023	Jupiter	US 1 from Indiantown Rd to Loxahatchee River	All project phases to close gap in SUN Trail and East Coast Greenway Network	4545791	\$6,847	\$300						\$6,847	Planning Study in FY 25
2023	Boca Raton	A1A from Camino Real to Beach Club Way	Feasibility Study and Design for SUN Trail Connection across the Camino Real Inlet Bridge	TBD	\$3,000							\$3,000	
Cost Summary												\$16,994	

**Table 5: Active and Under Construction TPA Priorities**

The table below summarizes projects that are close to construction or are currently under construction. The list includes previously funded TPA Priorities that do not appear in the 5-Year TIP. However, the list may include some projects that still have funding in the TIP. Projects are noted until the project reaches completion.

*Shown in \$1,000s*

Year - Rank	Applicant/ Lead Agency	Location	Description	Proj. No.	Total Cost	Status
<b>Major Projects</b>						
14-3	FDOT	Atlantic Ave from SR-7 to E of Lyons Rd	Widen from 2L to 4L, including buffered 7' bike lanes and 6' sidewalks	2296584	\$41,204	Under Construction. Estimated Completion: Apr 2028.
16-1a	FDOT	Atlantic Ave from east of Lyons Rd to Florida's Turnpike	Widen from 4L to 6L, including 7' buffered bike lanes and 10' shared-use-paths where feasible	4405752	\$8,265	Under Construction. Estimated Completion: Apr 2028.
17-1a	Palm Tran	US-1: Palmetto Park Rd to Northlake Blvd	Implement Transit Signal Prioritization for entire corridor	4383863	\$2,000	Public meetings in 2025; implementation in 2026.
17-2	Boynton Beach/ FDOT	Boynton Beach Blvd from I-95 to US-1	Reconstruct to narrow vehicle lanes, construct 9' sidewalk on N, 15' shared use path on S, pedestrian lighting	4440791	\$10,177	Construction Completed Apr 2025.
18-1a	Palm Tran	Okeechobee Blvd from SR-7 to US-1; SR-7 from Forest Hill Blvd to Okeechobee Blvd	Implement Transit Signal Prioritization for entire corridor	4417582	\$1,000	Funding to be flexed in 2025.
18-2	TPA/ FDOT/FPL	SR-80 from SR-15 to CR-880	Add street lighting and guardrails	4417561 4535581	\$20,341	Under Construction. Project is in phases. Guardrail programmed in FY 27.
20-6	TPA/ FDOT	SR-715 from SR-80 to W of Canal St South	Modify resurfacing project to add buffered bicycle lanes, missing sidewalk connections to SR-80 and to PB State College entrance, and roadway lighting.	4398451	\$5,661	Under Construction. Estimated Completion Aug 2025.
20-8	Lake Worth Beach/ FDOT	Lake Ave/Lucerne Ave/SR-802 from E of A St to E of Golfview Rd	Modify resurfacing project to add stamped concrete crosswalks, replacement of sidewalk pavers, and improved stormwater drainage.	4461041	\$5,207	Construction Completed Apr 2025.
21-4	TPA/ FDOT	SR-7 from Glades Rd to Bridgebrook Dr	Modify resurfacing project to add sidewalk on E side and green markings in bicycle conflict zones	4476701	\$12,629	Under Construction.
17-1e	TPA/ FDOT	US-1: 59th St to Northlake Blvd in Riviera Beach and Lake Park	Reconstruct as 4L, add bike lanes and medians; move barrier wall on bridge to protect bike lanes;-add street lights/ped-scale lights where feasible	4383862	\$14,622	Under Construction May 2025.
19-1a	Palm Tran	Lake Worth Rd from SR-7 to US-1; SR-7 from Lake Worth Rd to Forest Hill Blvd	Implement Transit Signal Prioritization	4463361	\$1,000	In Procurement.
21-5	TPA/ FDOT	Boynton Beach Blvd from Congress Ave to E of I-95	Modify resurfacing project and interchange capacity project to provide wider sidewalks and buffered bike lanes on both sides of roadway	4358041 4476671	\$94,874	In Design. Notice to Proceed June 2025.
<b>Local Initiatives</b>						
14-5	Lake Park/ FDOT	FEC Railroad Crossings Countywide	Install Safety/Quiet Zone infrastructure on FEC corridor	4353432	\$3,506	Under Construction. Estimated Completion: Summer/Fall 2025.
14-6	SFRTA	Tri Rail Northern Layover Facility: CSX tracks E of I-95 in Mangonia Park/WPB	Construct new facility to enhance O&M for existing system and support Jupiter extension	4297671 4537741 2368542	\$59,822	Includes modifications for train wash; 90% design plans and cost estimates expected in early 2025.
14-7	Delray Beach	Lowson Blvd/SW 10th St from Dover Rd to SE 5th Ave	Construct designated bike lanes and sidewalks. Includes stand:	4368961	\$6,501	Under Construction. Anticipated Completion: Summer 2025

**Table 5: Active and Under Construction TPA Priorities**

*Shown in \$1,000s*

Year - Rank	Applicant/ Lead Agency	Location	Description	Proj. No.	Total Cost	Status
15-2	West Palm Beach	West Palm Beach: 25th St to Tri-Rail Station to SR 80	Purchase seven (7) vehicles to support new N/S trolley service	4383901	\$1,505	Project cancellation underway
15-3	Palm Tran	Various locations along existing Palm Tran bus routes	Construct 30 transit shelters	4383921	\$600	Design underway; improvements to start by end of 2025.
15-4	West Palm Beach	Various locations along existing WPB trolley lines	Construct seven (7) trolley shelters	4383961	\$571	Project cancellation underway
17-2	Delray Beach	Lindell Blvd from Linton Blvd to Federal Hwy/US 1	Construct sidewalks and separated bike lanes	4415331	\$12,143	Under Construction. Estimated Completion: June 2026
17-4	Palm Tran	Various Palm Tran bus stops	Replace 40 transit shelters	4415711	\$800	Design underway; improvements to start by end of 2025.
17-6	Delray Beach	Barwick Rd from Atlantic Ave to Lake Ida Rd	Construct sidewalks and separated bike lanes	4415321	\$10,446	Under Construction. Estimated Completion: June 2026
17-7	Delray Beach	Brant Bridge connector from Lindell Blvd to Brant Bridge	Construct sidewalks and separated bike lanes	4415861	\$2,540	Anticipated Construction Nov 2025.
18-2	West Palm Beach	Parker Ave from Forest Hill Blvd to Congress Ave	Install separated bike lanes, pedestrian lighting and street trees.	4443761	\$7,400	Anticipated Construction Mar 2026.
18-6	Delray Beach	Germantown Rd from Old Germantown Rd to Congress Ave	Construct sidewalks and separated bike lanes	4443771	\$6,385	Anticipated Construction May 2025.
19-1	Palm Tran	Palm Tran electric buses and Palm Tran Maintenance Facility (Electronics Way) charging stations	Purchase 3 electric buses and install electric charging at maintenance facility	4460981	\$4,336	Orders expected in 2025, anticipated delivery 1 year after.
20-1	Palm Tran	Palm Tran electric buses and Palm Tran Maintenance Facility (Electronics Way) charging stations	Purchase 4 electric buses and install electric charging at maintenance facility	4482951	\$5,000	Orders expected in 2025, anticipated delivery 1 year after.
23-5	SFRTA	SFRTA - Tri-Rail Service	Rolling Stock - New Train	4535271	\$5,000	In procurement.
<b>Transportation Alternatives</b>						
16-2	West Palm Beach/ FDOT	North Shore Bridge in West Palm Beach	Construct pedestrian bridge west of existing roadway bridge	4400151	\$1,812	Under Construction. Estimated Completion: May 2025
17-1	West Palm Beach	Northmore neighborhood	Construct sidewalks and shared use pathways	4415271	\$1,325	Anticipated Construction Jun 2025.
19-2	Boynton Beach	SE 1st St from Boynton Beach Blvd to Woolbright Rd	Construct 10' shared use path on western side of roadway	4460781	\$5,500	Anticipated Construction Nov 2025.
20-1	Lake Worth Beach	Various Locations - Local Roads	Construct ADA Curb Ramps and Sidewalk	4483011	\$1,309	Under Construction. Estimated Completion: Fall 2025
20-3	Westgate CRA/ Palm Beach County	Cherry Rd from Military Trl to Quail Dr	Construct 10-12' shared use path and pedestrian lighting on north side of roadway	4483031	\$1,209	Under Construction. Estimated Completion: Sep 2025.
20-4	Palm Tran	Countywide - 110 bus stops	Install 5' sidewalk connections and ADA bus stop enhancements	4483041	\$281	In procurement.
21-1	Palm Beach Gardens	Burns Rd from Military Trl to Alt A1A	Construct 9.5' separated two-way bicycle track	4490051	\$1,405	Anticipated Construction Nov 2025.

**Table 5: Active and Under Construction TPA Priorities**

*Shown in \$1,000s*

Year - Rank	Applicant/ Lead Agency	Location	Description	Proj. No.	Total Cost	Status
21-2	Boca Raton	El Rio Trail from Glades Rd to Yamato Rd	Install lighting	4489991	\$1,274	Anticipated Construction Nov 2025.
21-4	Wellington	C-8 Canal from Forest Hill Blvd to Stribling Way	Construct 10' shared use path	4490061	\$739	Anticipated Construction Nov 2025.

## List of Appendices

### **APPENDIX A - Glossary**

Available in Full Document and at [PalmBeachTPA.org/TIP](https://PalmBeachTPA.org/TIP)

### **APPENDIX B - Public Participation and Comments**

Available at [PalmBeachTPA.org/priorities](https://PalmBeachTPA.org/priorities)

### **APPENDIX C - Federal Performance Measures**

Available at [PalmBeachTPA.org/TIP](https://PalmBeachTPA.org/TIP)

### **APPENDIX D - TPA Priority Projects for FY 25-29**

Available at [PalmBeachTPA.org/priorities](https://PalmBeachTPA.org/priorities)

### **APPENDIX E - Draft Tentative Work Program for FY 26-30**

Available at [PalmBeachTPA.org/TIP](https://PalmBeachTPA.org/TIP)

### **APPENDIX F - Eastern Federal Lands Highway Division FY 25-28 TIP**

Available at [PalmBeachTPA.org/TIP](https://PalmBeachTPA.org/TIP)

### **APPENDIX G - Annual Listing of Obligated Projects**

Made available for prior fiscal year each October.

Available at [PalmBeachTPA.org/TIP](https://PalmBeachTPA.org/TIP)

### **APPENDIX H**

TIP Amendments and Modifications

Available at [PalmBeachTPA.org/TIP](https://PalmBeachTPA.org/TIP)





# What is an MPO?

A Metropolitan Planning Organization (MPO) is a federally mandated and funded agency that consists of local government representatives. The MPO works collaboratively with FDOT and partner agencies to coordinate the planning and prioritization of federal and state funds for transportation projects in the urbanized area.

## History of MPOs



MPOs were created to ensure regional cooperation in transportation planning. MPOs were introduced by the Federal-Aid Highway Act of 1962, which required the formation of an MPO for any urbanized area (UZA) with a population greater than 50,000.

Federal funding for transportation projects and programs are channeled through this planning process. Congress created MPOs to ensure existing and future expenditures of governmental funds for transportation projects and programs are based on a continuing, cooperative, and comprehensive ("Three Cs") planning process. Statewide and metropolitan transportation planning processes are governed by federal law.

## 3 C's Planning Process

### Continuing

Planning is an ongoing process that addresses both short-term and long-term needs.

### Cooperative

The process must involve a variety of interested parties through public participation.

### Comprehensive

The process must cover all transportation modes and be consistent with regional and local land-use and economic development plans.

## Planning Considerations



Population Growth



Federal & State Goals



Economic Development



Traffic Congestion



Land Use



Public Input



Safety

**MISSION:** Plan, prioritize and fund the transportation system.

**VISION:** A safe, efficient, and connected multimodal transportation system.



## MPO Required Work Products

### Long Range Transportation Plan (LRTP)



- 25-year transportation plan
- Updated every 5 years
- Prioritizes projects that advance State and Federal Performance Measures

### Transportation Improvement Program (TIP)



- 5-year Work Program of Funded Projects
- Updated annually for new outer year
- Developed in coordination with the Florida Department of Transportation (FDOT)

### Unified Planning Work Program (UPWP)



- 2-year agency business plan
- Updated every two years

### Public Participation Plan (PPP)



- Outlines strategies for public involvement
- Updated as needed

MPOs identify transportation needs and prioritize funds to advance state and federal goals. Each of the required planning documents work to plan, prioritize and fund the transportation system. Through a continuing, cooperative and comprehensive process, MPOs ensure all systems work together cohesively through purposeful planning, communication, and coordination.



### Summary Points of the May 22, 2025 Governing Board Meeting

*PDFs of the agenda, backup materials, and presentations as well as audio and video recordings are available at [PalmBeachTPA.org/Board](https://PalmBeachTPA.org/Board).*

**Approved Minutes** – The Board approved minutes for the Board meeting on February 20, 2025.

**Active People, Healthy Nation Proclamation** – The Board passed a proclamation in support of this initiative.

**Approved Transportation Disadvantaged Local Coordinating Board (TD LCB) Appointments** – The Board approved the appointment of Ron Jones as the Palm Tran Connection Representative and Ivan Maldonado as the Alternate; Jerome Hill as the Florida Agency for Health Care Administrative Representative and Marielisa Amador as the Alternate; and Arielle Richardson as the Private Industry Representative.

**Approved TD LCB Reappointments** – The Board approved the reappointment of Michael Corbit as the Workforce Development Representative.

**Approved Technical Advisory Committee (TAC) Appointments** – The Board approved the appointment of Christopher Walker as the Palm Tran Representative and Jessica Vargas as the South Florida Regional Transportation Authority Alternate.

**Approved Citizens Advisory Committee (CAC) Appointments** – The Board approved the appointment of Michael Cuevas as the City of West Palm Beach Representative; James Lafferty as the Village of Royal Palm Beach Representative; and Lauren Steif as the Palm Beach County District 6 Representative.

**Approved Vision Zero Advisory Committee (VZAC) Appointments** – The Board approved the appointment of Farah Tekbali as the Palm Tran Representative; Simone Marseille as the Palm Beach County School Board Representative, and Evan Frost as the Palm Beach County Parks and Recreation Alternate.

**Adopted TPA Resolution 2025-03** – The Board approved a resolution amending the TPA Operating Procedures to revise committee roles.

**Draft Fiscal Year (FY) 2026-2030 Transportation Improvement Program (TIP)** – Staff presented the Draft FY 2026-2030 TIP.

**Palm Beach County Tourism Update** – Discover the Palm Beaches provided an update on the state of tourism.

## Project Scheduling Report – June 2025

### Phases occurring within the next 90 days

#### Palm Beach TPA & FDOT District 4

The purpose of this report is to ensure stakeholders are aware of upcoming activities for each project to allow for increased input. The TPA has consolidated the FDOT report to focus on TPA priorities and scheduling activities that are occurring within the next 90 days. The full list of scheduling activities is described below.

Scheduled Activity	Description
Multimodal Scoping Checklist (MMSC)	FDOT's Office of Modal Development (OMD) notifies impacted agencies to enter comments about the project scope. The local agency can confirm or discuss context class, minor comments about multimodal features.
Resolution from Agency (for Off-System Projects Only)	If an off-system project is administered by FDOT, the local agency's governing board must pass a resolution endorsing FDOT's delivery of the project.
Review of Scope with Agency	Meet with local agency to review and confirm scope prior to FDOT advertising for consultant acquisition.
Execution Date (Design)	FDOT Design starts.
Project Kickoff Meeting	FDOT Design Team coordinates with local agency. Contact the FDOT project manager for date/time/location of the meeting.
Initial Field Review	Field Review meeting. Typically occurs at the project site.
Initial Engineering	30% plans to reviewers. Stakeholders provide review and feedback on the approved Typical Section.
Public Information Workshop	Tentative date to conduct a public information workshop. Date may differ than final workshop date.
Constructability Plans	60% plans to reviewers. At this time most of the Design is complete, no scope discussion, review focuses on items to be constructed, their construction impacts, and materials to be used.
Plans Specification and Estimates (PSE) Meeting	FDOT PM arranges field review with all reviewers to evaluate the final engineering plans with respect to actual field conditions.
Biddability Plans to Reviewers	90% plans. At this time, Design is complete. Verifying quantities and pay items.
Production	100% plans. Plans are complete.
Local Agency Program (LAP) Commitment	Agency and FDOT commits the project funds and budget to the Legislature and the Governor's office.
Letting	Bids are opened and the apparent low bid contract is determined. Construction typically begins 4 to 6 months after letting.
Construction Notice to Proceed (NTP)	Construction starts. Construction dates for FDOT administered projects can be found through the FDOT Operations Center.

For more information on a project, please contact the FDOT District 4 office at 954.486.1400 and ask to be transferred to the FDOT Project Manager for the specific project. For the FDOT copy of the report with the full project schedule, contact Claudette DeLosSantos at [Claudette.DeLosSantos@dot.state.fl.us](mailto:Claudette.DeLosSantos@dot.state.fl.us) or 954.777.4208.

Please note, the dates shown in this report are a snapshot and dates can change frequently. Updated reports are requested monthly from FDOT.

FM #	Location	Type of Work	Lead Agency	Phase Milestone	Date
<b>SIS Capacity</b>					
4475471	I-95 AT FOREST HILL BLVD/SR-882	Safety Project	FDOT	Public Information Workshop	7/25/2025
4378681	SOUTHERN BLVD/SR-80 RAMPS AND SR-7/US-441	Add Turn Lane(s)	FDOT	Letting	7/30/2025
4475471	I-95 AT FOREST HILL BLVD/SR-882	Safety Project	FDOT	PSE Meeting	8/1/2025
4512241	SR-80/SOUTHERN BLVD AT JOG RD INTERSECTION IMPROVEMENTS	Add Left Turn Lane(s)	FDOT	Constructability Plans	8/14/2025
<b>Major Projects</b>					
4535581	SR-80 FROM SR-15 TO CR-880	Guardrail	FDOT	Initial Field Review	6/5/2025
4383864	US-1/SR-5 FROM PALMETTO PARK RD TO NORTHLAKE BLVD/SR-850	Public Transportation Shelter	FDOT	Biddability	6/6/2025
4479441	SIGNAL UPGRADES AT VARIOUS LOCATIONS	Traffic Signals	FDOT	Agency Scope Review	6/12/2025
4480731	SIGNAL UPGRADES - VARIOUS LOCATIONS IN NORTHERN PALM BEACH	Traffic Signals	FDOT	Agency Scope Review	6/12/2025
4481071	SIGNAL IMPROVEMENTS - VARIOUS LOCATIONS	Traffic Signals	FDOT	Agency Scope Review	6/12/2025
4383865	US-1/SR-5 FROM CAMINO REAL TO NE 8TH ST/MIZNER BLVD	Bike Lane/Sidewalk	FDOT	Public Information Workshop	6/19/2025
4383865	US-1/SR-5 FROM CAMINO REAL TO NE 8TH ST/MIZNER BLVD	Bike Lane/Sidewalk	FDOT	PSE Meeting	6/26/2025
4383866	US-1/SR-5 FROM 25TH ST TO 45TH ST	Traffic Ops Improvement	FDOT	Initial Engineering	7/8/2025
4515792	SIGNAL UPGRADES AT VARIOUS LOCATIONS IN PALM BEACH COUNTY	Traffic Signals	FDOT	Biddability	7/10/2025
4479451	SR-715/HATCHER RD TO PAUL RADIN PARK & AIRPORT RD TO SW 14TH ST	Sidewalk	FDOT	Execution Date (Design)	7/11/2025
4479451	SR-715/HATCHER RD TO PAUL RADIN PARK & AIRPORT RD TO SW 14TH ST	Sidewalk	FDOT	Kickoff Meeting	7/24/2025
4383865	US-1/SR-5 FROM CAMINO REAL TO NE 8TH ST/MIZNER BLVD	Bike Lane/Sidewalk	FDOT	Biddability	8/20/2025
<b>Local Initiatives Program</b>					
4483051	VILLAGE OF ROYAL PALM BEACH VARIOUS LOCATIONS	Sidewalk	Royal Palm Beach	Production	7/7/2025
4460901	25TH ST FROM NORTH AUSTRALIAN AVE TO BROADWAY AVE	Bike Lane/Sidewalk	West Palm Beach	LAP Commitment	8/1/2025
<b>Transportation Alternatives Program</b>					
4508241	VILLAGE OF ROYAL PALM BEACH - VARIOUS LOCATIONS	Bike Path/Trail	Royal Palm Beach	Production	7/7/2025
4508291	FAIRCHILD AVE FROM FAIRCHILD GARDENS AVE TO CAMPUS DR	Bike Path/Trail	Palm Beach Gardens	Production	8/4/2025
<b>O&amp;M - Roadways</b>					
4476641	SR-15/E MAIN ST FROM ANNONA ST TO SR-700/CONNERS HWY	Resurfacing	FDOT	Letting	5/28/2025
4438672	ALT A1A//SR-811 OVER LOXAHATCHEE RIVER BRIDGE 930339	Bridge-Repair/Rehabilitation	FDOT	PSE Meeting	6/5/2025
4476641	SR-15/E MAIN ST FROM ANNONA ST TO SR-700/CONNERS HWY	Resurfacing	FDOT	Construction Notice to Proceed (NTP)	6/12/2025
4259608	PALM BEACH COUNTY PUSH-BUTTON CONTRACT FOR SIGNALIZATION	Traffic Control Devices/System	FDOT	Letting	6/12/2025
4498341	SR-717/E CANAL ST FROM SR-80 TO SE AVE E	Resurfacing	FDOT	Constructability Plans	6/20/2025
4438672	ALT A1A//SR-811 OVER LOXAHATCHEE RIVER BRIDGE 930339	Bridge-Repair/Rehabilitation	FDOT	Biddability	7/7/2025
4292506	PALM BEACH COUNTY PAVEMENT MARKING AND SIGNING	Signing/Pavement Markings	FDOT	Production	7/7/2025

FM #	Location	Type of Work	Lead Agency	Phase Milestone	Date
4492561	SR A1A AT BOYNTON INLET BRIDGE 930061	Bridge - Painting	FDOT	Letting	7/11/2025
4498321	S FEDERAL HWY/SR-5 FROM SR-5/US-1/N DIXIE HWY TO 10TH AVE S	Resurfacing	FDOT	Public Information Workshop	7/21/2025
4498321	S FEDERAL HWY/SR-5 FROM SR-5/US-1/N DIXIE HWY TO 10TH AVE S	Resurfacing	FDOT	PSE Meeting	7/28/2025
4498101	SR-802/LAKE WORTH RD FR EVERETT COURT TO EAST OF ERIE ST	Resurfacing	FDOT	Constructability Plans	7/29/2025
4484351	SR-811 FROM SOUTH OF RCA BLVD TO NORTH OF DONALD ROSS RD	Resurfacing	FDOT	Letting	7/30/2025
4463731	FOREST HILL BLVD/SR-882 FR E OF LAKE CLARKE DR TO US-1/DIXIE HWY	Resurfacing	FDOT	Public Information Workshop	8/1/2025
4484171	SR-A1A/OCEAN BLVD FROM N OF IBIS WAY TO N OF EMERALD BEACH WAY	Resurfacing	FDOT	Production	8/4/2025
4259608	PALM BEACH COUNTY PUSH-BUTTON CONTRACT FOR SIGNALIZATION	Traffic Control Devices/System	FDOT	Construction Notice to Proceed (NTP)	8/5/2025
4463731	FOREST HILL BLVD/SR-882 FR E OF LAKE CLARKE DR TO US-1/DIXIE HWY	Resurfacing	FDOT	PSE Meeting	8/8/2025
4506841	SR-A1A/ OCEAN BLVD BRIDGE# 930060 OVER BOCA INLET	Bridge Rehabilitation	FDOT	Initial Engineering	8/15/2025
4498321	S FEDERAL HWY/SR-5 FROM SR-5/US-1/N DIXIE HWY TO 10TH AVE S	Resurfacing	FDOT	Biddability	8/20/2025
<b>Railroads</b>					
4537761	ALLENDAL ST, CAROLINE ST AND NW 22ND AVE	Rail Revenue/Operationa Impr	FDOT	Agency Scope Review	8/6/2025