



PALM BEACH Transportation Planning Agency

CITIZENS ADVISORY COMMITTEE (CAC) AGENDA

DATE: **Wednesday, May 7, 2025**

TIME: **1:30 p.m.**

PLACE: **301 Datura Street, West Palm Beach, FL 33401**

Members of the public can [join the meeting](#) in person or virtually. For assistance joining the virtual meeting, please call 561-725-0800 or e-mail info@PalmBeachTPA.org.

1. REGULAR ITEMS

- A. Call to Order, Roll Call and Pledge of Allegiance
- B. Modifications to the Agenda
- C. MOTION TO APPROVE Minutes for February 5, 2025
- D. General Public Comments and Public Comments on Agenda Items
Members of the public are invited to offer general comments and/or comments or questions on specific agenda items as follows:
 - A written document, comment and/or question may be submitted at PalmBeachTPA.org/Comment-Form at any time prior to the commencement of the relevant agenda item.
 - A verbal comment may be provided by a virtual attendee using the raise hand feature in the Zoom platform.
 - A verbal comment may be provided by an in-person attendee submitting a comment card available at the welcome table.Note that the Chair may limit comments to 3 minutes or less depending on meeting attendance.
- E. Comments from the Chair and Member Comments
- F. CAC Liaison's Report

2. ACTION ITEMS

There are no Action Items for this agenda.

3. INFORMATION ITEMS

- A. Draft Fiscal Year (FY) 2026 – 2030 Transportation Improvement Program (TIP)
The TIP is the five-year funding program for transportation projects in Palm Beach County. This program was developed in collaboration with the Florida Department of Transportation (FDOT) and various local agencies and includes transportation projects funded by federal and state sources for all modes of transportation. The TIP reflects revenue expectations for the next five fiscal years and programs projects by phase, year, and funding source.

This is the first review of the TIP. The final adoption is scheduled for the TPA Governing Board meeting on June 26, 2025.

The draft executive summary for the FY 2026-2030 TIP is attached. The full TIP document, interactive TIP tool, and appendices can be viewed at PalmBeachTPA.org/TIP.

4. ADMINISTRATIVE ITEMS

- A. Governing Board Summary Points – February 20, 2025
- B. FDOT Scheduling Report – March 2025
- C. Public Involvement Activity Report (PIAR) – January, February, and March 2025
- D. Next Meeting – **June 4, 2025**
- E. Adjournment

NOTICE

In accordance with Section 286.0105, *F.S.*, if a person decides to appeal any decision made by the board, agency, or commission with respect to any matter considered at such meeting or hearing, they will need a record of the proceedings, and that, for such purposes, they may need to ensure that a verbatim record of the proceedings is made, which record includes the testimony and evidence upon which the appeal is to be based.

Public participation is solicited without regard to race, color, national origin, age, sex, religion, disability or family status. Persons who require special accommodations under the Americans with Disabilities Act or persons who require translation services for a meeting (free of charge) should contact Melissa Eble at 561-725-0813 or MEble@PalmBeachTPA.org at least five (5) business days in advance. Hearing impaired individuals are requested to telephone the Florida Relay System at #711.

Se solicita La participación del público, sin importar la raza, color, nacionalidad, edad, sexo, religión, incapacidad o estado familiar. Personas que requieran facilidades especiales bajo el Acta de Americanos con Discapacidad (Americans with Disabilities Act) o personas que requieren servicios de traducción (sin cargo alguno) deben contactar a Melissa Eble al teléfono 561-725-0813 o MEble@PalmBeachTPA.org por lo menos cinco días antes de la reunión. Si tiene problemas de audición, llamar al teléfono 711.

CHAIR

James Garvin

Nominated by the City of Palm Beach Gardens

Uyen Dang

Nominated by the City of Boca Raton

VACANT

Nominated by the City of Belle Glade

Lisette Hilton

Nominated by the City of Boca Raton

Lily-Charlotte Landstrom

Nominated by the City of Boynton Beach

Aquannette Tyson Thomas

Nominated by the City of Greenacres

Kate Layton

Nominated by the Town of Jupiter

VACANT

Nominated by the City of Lake Worth Beach

Johnnie Tieche

Nominated by the Village of Palm Springs

Greg Fagan

Nominated by Palm Beach County – District 1

Paula Ryan

Nominated by Palm Beach County – District 2

VICE CHAIR

Albert Richwagen

Nominated by the City of Delray Beach

Sherryl Muriente

Nominated by Palm Beach County – District 3

Jim Knight

Nominated by Palm Beach County – District 4

VACANT

Nominated by Palm Beach County – District 6

Tay Gaines

Nominated by Port of Palm Beach

Alexander Freeman

Nominated by City of Riviera Beach

VACANT

Nominated by Village of Royal Palm Beach

Vijay Mishra

Nominated by Village of Wellington

VACANT

Nominated by the City of West Palm Beach

Myron Uman

Nominated by the City of West Palm Beach

OFFICIAL MEETING MINUTES OF THE CITIZEN'S ADVISORY COMMITTEE (CAC)

Wednesday, February 5, 2025

301 Datura Street, West Palm Beach, FL 33401
 Meetings were also conducted virtually via Zoom.

*These minutes are a summary of the meeting events and may not reflect all the discussion that occurred.
 PDF versions of the agenda, backup material and presentations as well as audio recordings are available for review at
PalmBeachTPA.org/CAC*

1. REGULAR ITEMS

1.A. Call to Order, Roll Call and Pledge of Allegiance

CHAIR GARVIN called the meeting to order at 1:33 p.m. and provided an overview of the meeting procedures.

The Recording Secretary called the roll. A quorum was present in-person as shown in the table below.

Member	Roll Call	Member	Roll Call	Member	Roll Call
City of Boca Raton - VACANT	-	Jim Knight	P	Belle Glade – VACANT	-
Lily-Charlotte Landstrom	P	Palm Beach County District 6- VACANT	-	James McCormack	A
Aquanette Tyson Thomas	P	Alexander Freeman	P	Tay Gaines	P
Kate Layton	P	City of Royal Palm Beach- VACANT	-	Albert Richwagen	P
James Garvin	P	Vijay Mishra	P	Uyen Dang	A
Johnnie Tieche	P	City of West Palm Beach- VACANT	-		
Greg Fagan	P	Myron Uman	P		
Paula Ryan	A				

A = Absent P = Present

1.B. Modifications to the Agenda

There were no modifications to the agenda.

1.C. APPROVED Minutes for December 4, 2024

MOTION to approve minutes made by Alexander Freeman seconded by Jim Knight and carried unanimously 12-0 as depicted in the table below.

Member	Vote	Member	Vote	Member	Vote
City of Boca Raton - VACANT	-	Jim Knight	Y	Belle Glade – VACANT	-
Lily-Charlotte Landstrom	Y	Palm Beach County District 6- VACANT	-	James McCormack	A
Aquanette Tyson Thomas	Y	Alexander Freeman	Y	Tay Gaines	Y
Kate Layton	Y	City of Royal Palm Beach- VACANT	-	Albert Richwagen	Y
James Garvin	Y	Vijay Mishra	Y	Uyen Dang	A

Member	Vote	Member	Vote	Member	Vote
Johnnie Tieche	Y	City of West Palm Beach-VACANT	-		
Greg Fagan	Y	Myron Uman	Y		
Paula Ryan	A				

Y = Yes, N = No, A = Absent, ABST = Abstain

1.D. General Public Comments and Public Comments on Agenda Items

There were no public comments.

1.E. Comments from the Chair and Member Comments

MYRON UMAN stated Mayor Keith James recently announced he had a plan to relieve traffic in the City of West Palm Beach. BRIAN RUSCHER, TPA Deputy Director of Multimodal summarized the current Request for Services for a suite of mobility services, including on demand service.

JIM KNIGHT brought up the recent Delray Beach crash involving a firetruck with a train. He mentioned the lack of quad gates at the railroad crossing.

Paula Ryan joined the meeting at 1:37pm.

1.F. CAC Liaison's Report

ANDREW UHLIR, TPA Deputy Director of Programs, reviewed key items from the Liaison's Report. The full report can be viewed at PalmBeachTPA.org/CAC.

There were no public comments on this item.

VICTORIA WILLIAMS, Florida Turnpike representative, provided a brief update on the Turnpikes plan to widen the Turnpike from North of Okeechobee Boulevard to South of Beeline Highway and the upcoming public meetings on February 25 and 27. Construction is anticipated to take two years. Bridges will also be reconstructed to accommodate the widening.

2. ACTION ITEMS

2.A. MOTION TO RECOMMEND ADOPTION OF 2025 Safety Targets

BRIAN RUSCHER, Deputy Director of Multimodal provided a presentation.

A discussion ensued on the reasonings for the increase in fatalities from 2019-2023, the impact of increased population, and the impact of mental health and distracted drivers.

MOTION to recommend adoption of 2025 Safety Targets made by Myron Uman seconded by Albert Richwagen and passed 13-0 as depicted in the table below.

Member	Vote	Member	Vote	Member	Vote
City of Boca Raton - VACANT	-	Jim Knight	Y	Belle Glade – VACANT	-
Lily-Charlotte Landstrom	Y	Palm Beach County District 6- VACANT	-	James McCormack	A
Aquanette Tyson Thomas	Y	Alexander Freeman	Y	Tay Gaines	Y
Kate Layton	Y	City of Royal Palm Beach-VACANT	-	Albert Richwagen	Y
James Garvin	Y	Vijay Mishra	Y	Uyen Dang	A
Johnnie Tieche	Y	City of West Palm Beach-VACANT	-		
Greg Fagan	Y	Myron Uman	Y		
Paula Ryan	Y				

Y = Yes, N = No, A = Absent, ABST = Abstain

2.B. MOTION TO RECOMMEND ADOPTION of Amendment #2 to the TPA’s Fiscal Year (FY) 25-29 Transportation Improvement Program (TIP)

ANDREW UHLIR, Deputy Director of Programs, provided a presentation.
There were no public comments on this item.

MOTION to recommend adoption of Amendment #2 to the TPA’s Fiscal Year (FY) 25-29 Transportation Improvement Program (TIP) made by Paula Ryan seconded by Alexander Freeman and passed 13-0 as depicted in the table below.

Member	Vote	Member	Vote	Member	Vote
City of Boca Raton - VACANT	-	Jim Knight	Y	Belle Glade – VACANT	-
Lily-Charlotte Landstrom	Y	Palm Beach County District 6- VACANT	-	James McCormack	A
Aquanette Tyson Thomas	Y	Alexander Freeman	Y	Tay Gaines	Y
Kate Layton	Y	City of Royal Palm Beach- VACANT	-	Albert Richwagen	Y
James Garvin	Y	Vijay Mishra	Y	Uyen Dang	A
Johnnie Tieche	Y	City of West Palm Beach- VACANT	-		
Greg Fagan	Y	Myron Uman	Y		
Paula Ryan	Y				

Y = Yes, N = No, A = Absent, ABST = Abstain

3. INFORMATION ITEMS

3.A. Florida Bicycle Month in March

BRIAN RUSCHER, Deputy Director of Multimodal provided a presentation.
There were no public comments on this item.

There were no committee member comments on this item.

3.B. Federal Listing of Obligated Projects for FY 2024

ANDREW UHLIR, Deputy Director of Programs, provided a presentation.
There were no public comments on this item.

MYRON UMAN commented on the ongoing discussions within the current administration concerning federal funding.

4. ADMINISTRATIVE ITEMS

4.A. Governing Board Summary Points – December 12, 2024

4.B. FDOT Scheduling Report- February 2025

4.D. Public Involvement Activity Report (PAIR) – November & December 2024

4.E. Next Meeting –May 7, 2025

4.F. Adjournment

The meeting was adjourned at 2:29 p.m.

This signature is to attest that the undersigned is the Chair, or a designated nominee of the Citizen's Advisory Committee and that information provided herein is the true and correct Minutes for the February 5, 2025, meeting of the Citizen's Advisory Committee, dated this 7th day of May 2025.

James Garvin
CAC Chair

EXHIBIT A
CAC Member Attendance Record

MEMBER Nominated by	Mar '24	Apr '24	May '24	Jun '24	Jul '24	Aug '24	Sep '24	Oct '24	Nov '24	Dec '24	Jan '25	Feb '25
CHAIR JAMES GARVIN City of Palm Beach Gardens	P	P	P	P	P	No Meeting Held – Scheduled Break	P	P	No Meeting Held – Scheduled Break	P	No Meeting Held – Scheduled Break	P
VICE CHAIR ALBERT RICHWAGEN City of Delray Beach	P	P	P	P	E		E	E		P		P
VACANT City of Belle Glade	-	-	-	-	-		-	-		-		-
VACANT City of Boca Raton	P	P	A	P	P		P	P		P		-
LILY-CHARLOTTE LANDSTROM City of Boynton Beach	A	P	P	A	A		P	P		P		P
AQUANETTE TYSON THOMAS City of Greenacres	E	P	E	P	E		P	P		E		P
KATE LAYTON Town of Jupiter	P	P	P	P	P		P	P		P		P
JAMES MCCORMACK City of Lake Worth Beach	P	E	P	P	P		P	P		P		E
UYEN DANG City of Boca Raton	P	P	P	P	P		P	P		P		E
Johnnie Tieche Village of Palm Springs	P	-	-	-	-		-	P		P		P
Greg Fagan Palm Beach County – District 1	P	P	P	P	P		P	P		A		P
PAULA RYAN Palm Beach County – District 2	P	P	P	E	P		E	E		P		P
JIM KNIGHT Palm Beach County – District 4	E	P	A	P	A		P	P		P		P
VACANT Palm Beach County – District 5	-	-	-	-	-		-	-		-		-
VACANT Palm Beach County – District 3	-	-	-	-	-		-	-		-		-
Tay Gaines Port of Palm Beach	A	A	-	-	-		-	-		P		P
Alexander Freeman City of Riviera Beach	P	P	P	A	A		A	-		P		P
VACANT Village of Royal Palm Beach	A	A	-	-	-		-	-		-		-
VIJAY MISHRA Village of Wellington	P	P	P	P	P		P	P		P		P
VACANT City of West Palm Beach	A	A	A	A	-		-	-		-		-
MYRON UMAN City of West Palm Beach	P	P	P	E	P		P	P		P		P

P = Member Present E = Excused Absence A = Unexcused Absence
 *New Appointment - = Member not assigned **Nominated Prior to current Operating Procedures

EXHIBIT A
(Continued)

OTHERS PRESENT

Andrew Uhler
Brian Ruscher
Carly Diglio
Ruth Del Pino
Victoria Williams

REPRESENTING

Palm Beach TPA
Palm Beach TPA
Palm Beach TPA
Palm Beach TPA
FDOT- Turnpike




PALM BEACH
Transportation
Planning Agency

DRAFT

TRANSPORTATION IMPROVEMENT PROGRAM

FY 2026-2030

First Draft - May 2025
Scheduled for Adoption June 26, 2025



*View the projects on the
Interactive TIP Tool*

PalmBeachTPA.org/TIP

FY 2026 – 2030
TRANSPORTATION IMPROVEMENT PROGRAM
PALM BEACH TPA

Executive Summary.....	3
Projects Sections in the TIP.....	4
Federal Performance Measures.....	6
Summary of TPA Priority Projects.....	8
Funding Summary.....	8

Appendices

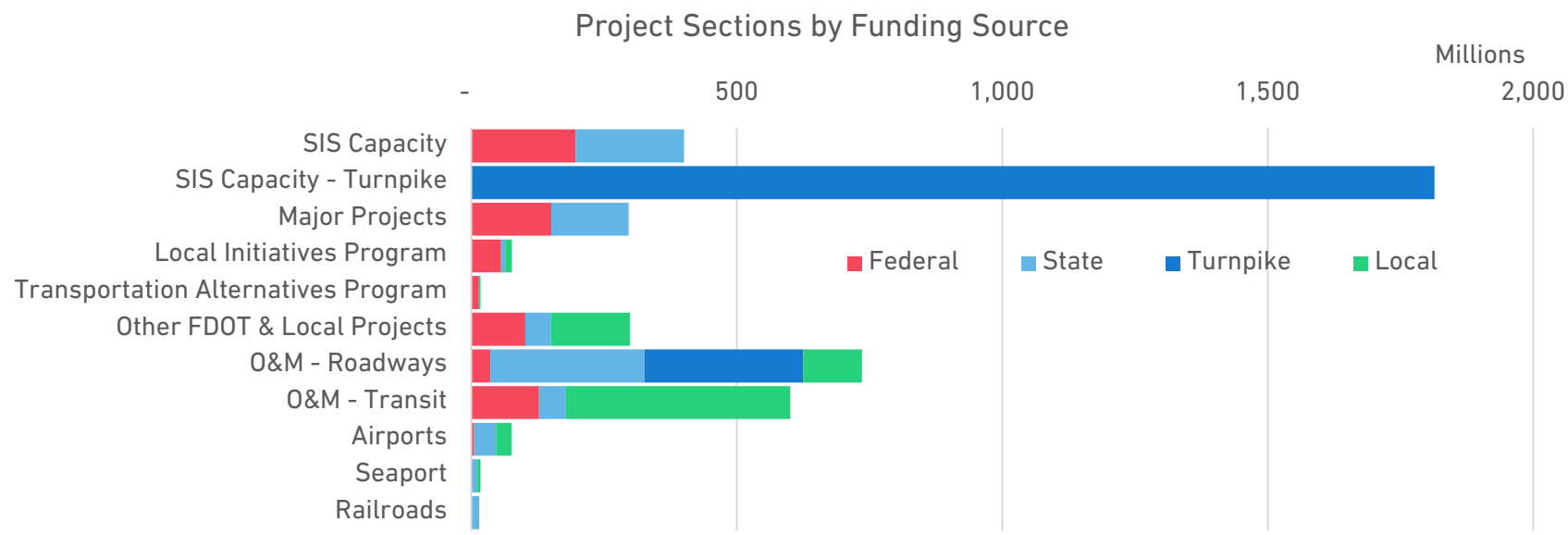
A. Glossary.....	PalmBeachTPA.org/TIP
B. Public Participation and Comments.....	PalmBeachTPA.org/TIP
C. Federal Performance Measures	PalmBeachTPA.org/TIP
D. TPA Priority Projects List for FY 26-30	PalmBeachTPA.org/priorities
E. TPA Draft Tentative Work Program (DTWP) for FY 26-30.....	PalmBeachTPA.org/TIP
F. Eastern Federal Lands Highway Division FY 25-28 TIP	PalmBeachTPA.org/TIP
G. Long Range Transportation Plan (LRTP) and Fiscal Analysis	PalmBeachTPA.org/TIP
H. Annual Listing of Obligated Projects for FY 25	PalmBeachTPA.org/TIP
I. Amendments and Modifications	PalmBeachTPA.org/TIP

EXECUTIVE SUMMARY

The Transportation Improvement Program (TIP) is the five-year funding program for transportation projects utilizing federal and state funds in Palm Beach County. The Program covers Fiscal Year 2026 through Fiscal Year 2030 following the federal fiscal calendar beginning October 1st and ending September 30th (i.e. Fiscal Year 2026 addresses the dates of October 1, 2025 to September 30, 2026). Projects utilizing state funds are based on a fiscal year beginning July 1st and ending June 30th.

The TIP is developed through a continuous, cooperative, and comprehensive effort involving the Florida Department of Transportation (FDOT), the Board of County Commissioners, the Port of Palm Beach, and municipalities within the County. The TIP was developed in cooperation with the public transit operators including South Florida Regional Transportation Authority (SFRTA) and Palm Tran. Consultation is also carried out with the Miami-Dade TPO, the Broward MPO, and the Martin County MPO. The document complies with the requirements set forth in Section 134 of Title 23, USC and 23 CFR 450.324.

Funding is identified from federal, state, Turnpike, and local sources. The TIP incorporates FDOT’s Fiscal Year (FY) 26-30 Work Program and generally moves forward the projects in the timeframe from previous TIPs. The TIP also includes local capital improvement plans and operating budgets for informational purposes.



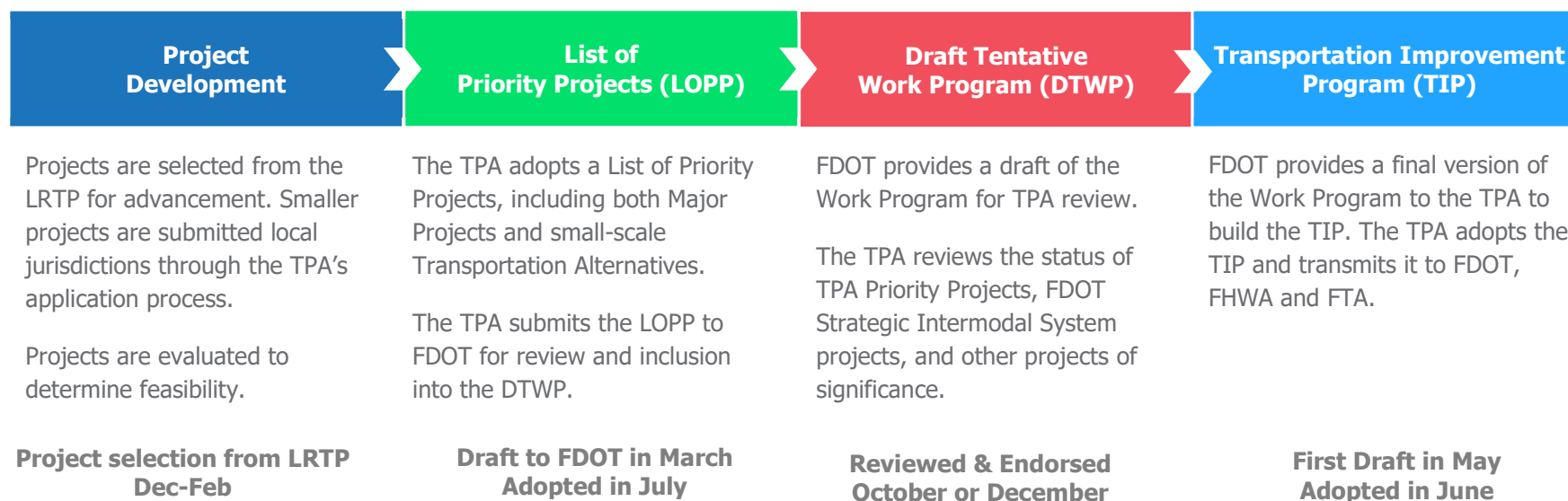
Projects At a Glance

Project Section	# of Projects	5-Year TIP Funding	% of Total Funds
Strategic Intermodal System (SIS) Capacity Capacity projects prioritized by FDOT through the SIS Cost Feasible Plan to support regional mobility	19	\$401,061,561	9.81%
SIS Capacity – Turnpike Capacity projects prioritized by Florida's Turnpike with Turnpike revenues.	14	\$1,409,350,752	34.49%
Major Projects TPA prioritized highway, transit, and freight projects, predominantly on state roadways based on the Goals, Objectives and Values in the LRTP. Projects are programmed out of the LRTP.	30	\$334,173,492	8.18%
Local Initiatives Program Lower cost, non-regionally significant projects submitted to the TPA by local agencies and prioritized using a project scoring system based on the goals, objectives and values in the LRTP.	17	\$79,662,829	1.95%
Transportation Alternatives Program Active transportation projects submitted to the TPA annually by local agencies and prioritized through the TPA Governing Board.	15	\$18,280,406	0.45%
Other Federal & State Funded Projects Additional projects advanced by agencies other than the TPA with state or federal funding, such as needs-based safety programs or discretionary funding sources.	36	\$179,128,314	4.38%
Operations & Maintenance (O&M) – Roadways Projects to maintain the condition of the transportation infrastructure and the need to operate it efficiently.	115	\$553,519,188	13.54%
Operations & Maintenance (O&M) – Transit Projects by the transit agencies to continue to operate existing services.	22	\$930,545,266	22.77%
Airports / Seaport / Railroads Projects identified by intermodal facility owners and operators.	46	\$180,856,279	4.43%
TOTAL TIP FY 2026-2030	314	\$4,086,578,087	100.00%
<i>Districtwide</i> Projects funded and contracted at the FDOT District 4 level. Projects are approved into the TIP.	365	\$1,430,266,619	
<i>Locally Funded Projects</i> Projects from local capital improvement programs or other local work programs using entirely local funding. Projects are provided for informational purposes only.	105	\$460,942,000	

The Project Development Process

The projects in the TIP are required to be consistent with the TPA's Long Range Transportation Plan (LRTP). The TPA's funding programs – Major Projects, Local Initiatives, and Transportation Alternatives – are scored based on the goals of the LRTP and prioritized for inclusion in the TIP. Project selection is made in accordance with the requirements of 23 CFR 450.332.

The adopted LRTP is Cost Feasible; it prioritizes projects based on anticipated available revenue. The LRTP is referenced and seeks consistency with local comprehensive plans to the maximum extent feasible. The TPA adopted a list of Priority Projects from the LRTP in July and transmitted them to FDOT for use in preparing the tentative Work Program – these are included in Appendix D and highlighted in the summary of projects section. FDOT then developed the Draft Tentative Work Program and provided the program of projects for creation of the TIP. The TIP development process is seen in the diagram below.



Public Participation

The public participation process for the Draft FY 2026-2030 TIP is in accordance with the policies and procedures of the TPA's Public Participation Plan. Appendix B provides detailed information on the schedule and outreach opportunities for the public to review the Draft TIP. More information on the TPA's public participation process can be found at palmbeachtpa.org/PPP

Certification Review

The Palm Beach TPA undergoes a certification review process annually with FDOT and a quadrennial review with Federal Highway Administration (FHWA) and Federal Transit Administration (FTA). The certification review process ensures the TPA is carrying out the metropolitan planning process in adherence with federal and state regulations. The TIP is reviewed during this process. The last joint FHWA and FTA Certification Review was completed on August 31, 2023 and the next review is anticipated to be completed by August 2027. The last Joint State/TPA Certification Review was completed on June 21, 2024.

Federal Performance Measures

Projects and system-wide effectiveness for all modes of transportation are evaluated through Performance Measures, which are inclusive of the Congestion Management Process (CMP). A CMP is a systematic and regionally accepted approach for managing congestion that provides accurate, up-to-date information on transportation system performance and assesses alternative strategies for congestion management that meet TPA needs. The process is integrated into the TPA's performance measures that cover multiple modes of transportation including travel time reliability of people and trucks, transit v. car vehicle commute time, and walk, bike, transit commuter mode splits.

Performance measures connect investment and policy decisions to achieve the goals adopted in the TPA's Long Range Transportation Plan (LRTP). The TPA's aim is to provide measures that use data-driven, quantitative criteria to set and analyze achievable targets. Using a performance-based method ensures the most efficient investment public funds by increasing accountability, transparency, and providing for better investment decisions geared towards specific outcomes. The TPA is required to adopt targets for established federal performance measures based on national goals enacted by Congress in Moving Ahead for Progress in the 21st Century (MAP-21). The TPA's adopted federal performance measures and targets are summarized in the table on the following page. Please refer to Appendix C for more information on the federal performance measures.

Federal Performance Measures and Targets

Category	Performance Measure	TPA Target
Safety	Fatalities	(2024) Zero
	Serious Injuries	Zero
	Rate of Serious Injuries per 100M vehicle miles travelled (VMT)	Zero
	Rate of Fatalities per 100M VMT	Zero
	Nonmotorized Fatalities and Serious Injuries	Zero
System Performance	Percent of reliable person-miles traveled on the Interstate	(2025) ≥ 70%
	Percent of reliable person-miles traveled on the non-Interstate NHS	≥ 50%
	Truck travel time reliability ratio (TTTR) on the Interstate	≤ 2.00
Bridges	Percent of NHS bridges classified as in Good condition by deck area	(2025) ≥ 50%
	Percent of NHS bridges classified as in Poor condition by deck area	≤ 10%
Pavement	Percent of Interstate pavements in Good condition	(2025) ≥ 60%
	Percent of Interstate pavements in Poor condition	≤ 5%
	Percent of non-Interstate NHS pavements in Good condition	≥ 40%
	Percent of non-Interstate NHS pavements in Poor condition	≤ 5%
Transit (Palm Tran)	Percent of Vehicles exceeding useful life	(2022)
<i>Vehicles</i>	Vehicles – Articulated Bus	≤ 0%
	Vehicles – Fixed Route Bus	≤ 0%
	Vehicles – Paratransit Bus	≤ 0%
	Vehicles – Paratransit Van	≤ 0%
<i>Equipment</i>	Percent of Equipment exceeding useful life	
	Equipment – Automobiles	≤ 0%
	Equipment - Trucks	≤ 0%
<i>Facilities</i>	Percent of Facilities exceeding useful life	≤ 0%
Transit (SFRTA)		(2023)
<i>Rolling Stock</i>	Revenue vehicles (>39 yrs old)	≤ 30%
<i>Equipment</i>	Non-revenue support service & maintenance vehicles (>8 yrs old)	≤ 50%
<i>Facilities</i>	Stations, maintenance facilities, & operations center (<2.5 on 1-5 scale)	≤ 5%
<i>Fixed Guideway</i>	Rail fixed-guideway track with performance restrictions	≤ 3.5%
Transit Safety (Palm Tran)	Fixed Route / Paratransit	Fixed Route/Paratransit
	Fatalities	(2022) Zero/Zero
	Fatality Rate per 100k vehicle revenue miles (VRM)	Zero/Zero
	Injuries	63/34
	Injury Rate per 100k VRM	0.9/0.4
	Safety Events	43/32
	Safety Event Rate per 100k VRM	0.6/0.3
	System Reliability (VRM per failure)	14,000/7,700

Funding Summary

The TIP is financially constrained for each fiscal year. Federally funded projects identified in the TIP can be implemented using current proposed revenue sources based on the FDOT Tentative Work Program and locally dedicated transportation revenues. All Projects funded by FDOT with federal or non-federal dollars are included in a balanced 36-month forecast of cash and expenditures and a five-year finance plan supporting the FDOT Work Program. All local government projects (non-federally funded) that are included in the TIP are part of member local government's capital improvement programs. The tables on the next page provide a summary of federal, state and local funding for each funding code type by fiscal year. Note that all project costs are shown in year of expenditure dollars, meaning the costs reflect the adjusted value of the work at the time the funds will be expended on the project.

Summary of TPA Priority Projects

Following the funding summary are summary tables providing the status of TPA Priority Projects. Projects with significant changes from the prior FY 2025-2029 are highlighted.

- **TPA Major Projects**
- **Local Initiatives**
- **Transportation Alternatives**
- **Shared-Use Network (SUN) Trail Priorities**
- **Active and Under Construction TPA Priorities**

Projects are shown by priority year and ranking, along with the funding amount and phase. A typical project may include a Project Development and Environment (PD&E) phase, a Design (PE) phase, a Right of Way (ROW) phase and a Construction (CST) phase. An explanation of all potential project phases included in the TIP is provided below.

Project Phases

CODE	NAME	CODE	NAME
CAP	Capital	OPS	Operations
CST	Construction	PDE	Project Development and Environmental
DSB	Design Build	PE	Preliminary Engineering
ENV	Environmental	PLN	Planning
INC	Contract Incentives	ROW	Right of Way Acquisition
MNT	Maintenance	RRU	Railroad & Utilities
MSC	Miscellaneous Construction		

For a list of additional terms and their definitions, see Appendix A.

Total Programmed by Funding Code

Fund Code / Name		2026	2027	2028	2029	2030	Total
Federal							
ROADS, BRIDGES, & MAJOR PROJECTS							
ACBR	AC FED BRIDGE FUNDS	300,000	-	-	-	-	300,000
ACFP	AC NATIONAL FREIGHT PROG (NFP)	-	599,771	18,596,928	3,806,806	-	23,003,505
ACNP	AC NATIONAL HWY FUNDS	68,191,634	14,987,303	53,752,753	11,198,475	-	148,130,165
ACNR	AC NATIONAL HWY RESURFACING	8,457,866	4,423,976	2,408,373	-	3,753,908	19,044,123
ACPR	ADVANCED CONSTRUCTION PROTECT GRANT	4,965,148	-	10,064,737	-	-	15,029,885
ACSA	AC STATEWIDE STP (SA) FUNDS	10,000	-	-	-	-	10,000
ACSS	ADVANCE CONSTRUCTION (SS,HSP)	8,045,939	7,335,627	10,766,399	2,979,374	13,533,584	42,660,923
ACSU	AC PALM BEACH TPA (SU) FUNDS	9,221,946	-	-	-	-	9,221,946
CM	CONGESTION MITIGATION FOR AIR QUALITY	-	-	-	2,431,113	-	2,431,113
FAA	FEDERAL AVIATION ADMIN	6,100,000	22,500,000	-	-	-	28,600,000
GFEV	GENERAL FUND - VEHICLE CHARGING PROGRAM	1,500,000	-	-	-	-	1,500,000
HP	FEDERAL HIGHWAY PLANNING	1,450,000	-	-	-	-	1,450,000
PL	METRO PLAN (85% FA; 15% OTHER)	2,571,365	2,571,365	2,571,365	2,571,365	2,571,365	12,856,825
RHH	RAIL HIGHWAY X-INGS - HAZARD	1,590,368	1,417,741	-	-	-	3,008,109
SA	STP, ANY AREA STATEWIDE	2,877,674	5,139,287	511,610	4,427,043	196,029	13,151,643
SU	STP, PALM BEACH TPA	36,477,207	23,426,427	23,295,129	23,673,150	18,126,132	124,998,045
TALT	TRANSPORTATION ALTS- ANY AREA STATEWIDE	2,163,235	1,598,187	394,950	-	-	4,156,372
TALU	TRANSPORTATION ALTS PALM BEACH TPA	3,528,817	3,510,386	3,528,817	-	-	10,568,020
FEDERAL TRANSIT ADMINISTRATION							
5307	FEDERAL TRANSIT URBAN AREA FORMULA FUNDS	45,947,615	45,977,615	45,817,615	45,817,615	21,434,615	204,995,075
5311	FEDERAL TRANSIT RURAL AREA FORMULA FUNDS	1,094,985	1,102,797	1,111,469	1,111,469	651,827	5,072,547
5339	FTA BUS & BUS FACILITIES INFRASTRUCTURE	4,000,000	4,000,000	4,000,000	4,000,000	2,000,000	18,000,000
<i>Federal Subtotal</i>		208,993,799	138,590,482	176,820,145	102,016,410	62,267,460	688,688,296

Total Programmed by Funding Code

Fund Code / Name		2026	2027	2028	2029	2030	Total
State							
BNIR	INTRASTATE R/W & BRIDGE BONDS	13,673,034	-	2,581,620	-	-	16,254,654
BRRP	STATE BRIDGE REPAIR & REHAB	1,887,460	-	20,359,695	-	-	22,247,155
CIGP	COUNTY INCENTIVE GRANT PROGRAM	-	-	10,658,324	400,000	-	11,058,324
D	UNRESTRICTED STATE PRIMARY	20,387,241	20,168,723	22,422,817	22,808,834	18,321,568	104,109,183
DDR	DISTRICT DEDICATED REVENUE	55,928,207	53,530,188	52,348,100	128,945,586	62,263,848	353,015,929
DI	ST. - S/W INTER/INTRASTATE HWY	17,613,265	58,402,918	1,564,314	101,463,350	3,319,746	182,363,593
DIH	STATE IN-HOUSE PRODUCT SUPPORT	2,328,763	1,310,081	890,273	780,176	1,022,392	6,331,685
DITS	STATEWIDE ITS - STATE 100%.	3,349,094	3,060,103	-	-	-	6,409,197
DPTO	STATE - PTO	16,587,675	23,121,657	20,095,033	27,493,490	8,035,962	95,333,817
DS	STATE PRIMARY HIGHWAYS & PTO	1,648,939	521,930	4,318,715	25,779,616	1,841,898	34,111,098
DSPC	SERVICE PATROL CONTRACT	3,250,842	2,377,240	1,115,531	2,288,478	1,952,850	10,984,941
DSBD	I-95 EXPRESS LANES	8,716,420	5,299,400	849,389	2,099,814	-	16,965,023
DU	STATE PRIMARY/FEDERAL REIMB	-	-	-	-	-	-
FCO	PRIMARY/FIXED CAPITAL OUTLAY	370,000	-	350,000	275,000	-	995,000
GMR	GROWTH MANAGEMENT FOR SIS	-	24,356	-	2,932,270	-	2,956,626
SCRC	SMALL COUNTY OUTREACH PROGRAM - RURAL	685,725	-	-	-	-	685,725
SIWR	2015 SB2514A-STRATEGIC INT SYS	-	2,453,972	-	-	-	2,453,972
STED	2012 SB1998-STRATEGIC ECON COR	10,300,000	48,896,980	-	-	-	59,196,980
TDTF	TRANS DISADV - TRUST FUND	3,527,000	3,527,000	3,527,000	3,527,000	330,000	14,438,000
TMBD	I-95 EXPRESS LANES	725,848	725,848	725,848	2,411,448	-	4,588,992
TOBD	I-95 EXPRESS LANES	332,000	563,000	584,000	377,000	390,880	2,246,880
TO04	MIAMI-DADE EXPRESSWAY AUTH.	10,000,000	-	-	-	-	10,000,000
TO06	TAMPA-HILLSBOROUGH EXPR. AUTH.	3,000,000	-	-	-	-	3,000,000
TRIP	TRANS REGIONAL INCENTIVE PROGM	4,681,382	2,100,000	-	4,500,000	-	11,281,382
TRWR	TRIP, WHEELS ON THE ROAD	1,346,043	-	-	-	-	1,346,043
<i>State Subtotal</i>		<i>180,338,938</i>	<i>226,083,396</i>	<i>142,390,659</i>	<i>326,082,062</i>	<i>97,479,144</i>	<i>972,374,199</i>
Turnpike							
PKBD	TURNPIKE MASTER BOND FUND	176,959,657	283,612,503	258,132,314	455,685,284	-	1,174,389,758
PKYI	TURNPIKE IMPROVEMENT	16,801,274	11,405,871	13,048,247	132,327,514	1,225,000	174,807,906
PKYO	TURNPIKE TOLL COLLECTION/OPER.	44,716,207	54,716,207	57,716,000	54,716,000	57,716,207	269,580,621
<i>Turnpike Subtotal</i>		<i>238,477,138</i>	<i>349,734,581</i>	<i>328,896,561</i>	<i>642,728,798</i>	<i>58,941,207</i>	<i>1,618,778,285</i>

Total Programmed by Funding Code

Fund Code / Name		2026	2027	2028	2029	2030	Total
Local							
ADR	ADVERTISING REVENUE	6,470,587	7,524,128	4,338,429	4,368,429	3,718,429	26,420,002
ADV	AD-VALOREM	38,015,000	38,015,000	38,015,000	38,015,000	185,000	152,245,000
BOCA	BOCA RATON	995,000	995,000	1,096,000	1,096,000	620,000	4,802,000
CENW	CENTURY WEST	875,000	875,000	850,000	850,000	500,000	3,950,000
FBR	FAREBOX REVENUE	47,893,500	50,558,500	51,195,500	51,195,500	38,780,500	239,623,500
GT	LOCAL OPTION GAS TAX	666,000	666,000	666,000	666,000	1,332,000	3,996,000
IST	INFRASTRUCTURE SURTAX	8,852,000	23,530,000	-	-	-	32,382,000
LGT	LOCAL OPTION GAS TAX	33,045,000	33,045,000	33,045,000	33,045,000	-	132,180,000
LF	LOCAL FUNDS	273,934,579	102,072,271	109,417,192	108,804,096	9,833,609	604,061,747
PKLF	LOCAL SUPPORT FOR TURNPIKE	-	-	-	63,755,058	-	63,755,058
RTA	SFRTA	986,000	986,000	986,000	986,000	320,000	4,264,000
<i>Local Total</i>		<i>411,732,666</i>	<i>258,266,899</i>	<i>239,609,121</i>	<i>302,781,083</i>	<i>55,289,538</i>	<i>1,267,679,307</i>
Summary							
Federal		208,993,799	138,590,482	176,820,145	102,016,410	62,267,460	688,688,296
State		180,338,938	226,083,396	142,390,659	326,082,062	97,479,144	972,374,199
Turnpike		238,477,138	349,734,581	328,896,561	642,728,798	58,941,207	1,618,778,285
Local		411,732,666	258,266,899	239,609,121	302,781,083	55,289,538	1,267,679,307
Grand Total		1,039,542,541	972,675,358	887,716,486	1,373,608,353	273,977,349	4,547,520,087

Table 1: Major Projects

Projects are predominantly on state roadways using state funding sources, including but not limited to District Dedicated Revenue (DDR) and Primary Highways & Public Transportation Funds (DS).
Projected funding availability is anticipated to be approximately \$20.4 Million/year but varies yearly. FDOT requests the TPA "oversubscribe" to ensure programming of all available funds.

Shown in \$1,000s

Year - Rank	Applicant/ Lead Agency	Location	Description	Proj. No.	Total Cost		TIP FY 2026-2030						Add't'l Funds Needed	Notes
						< FY 26	FY 26		FY 27		FY 28			
--	Palm Beach TPA	TPA Planning & Administration as detailed in the UPWP			4393255 4393256 4393257	\$23,413	N/A	PL \$2,571 SU \$2,006	PL \$2,571 SU \$2,100	PL \$2,571 SU \$2,150	PL \$2,571 SU \$2,150	PL \$2,571 SU \$2,150		
04-1	FDOT	SR-7 from 60th St to Northlake Blvd	Construct new 4L road	2296645	\$257						PE \$257			Pending litigation
				2296646	\$100,003	\$8,393	PE \$3,000		RRU \$24	ENV \$473 CST \$81,003	ENV \$2,369 CST \$4,740			
04-2	FDOT	SR-7 from Okeechobee Blvd to 60th St	Widen from 2L to 4L	2296647	\$48,762	\$477	PE \$750	RRU \$3	CST \$47,532					Pending litigation
14-1	FDOT/ SFRTA	Passenger Rail Service on FEC	Transit Alternative Analysis to extend commuter rail service onto the FEC corridor from Broward County Line or via the Northwood Crossover; Construct Stations and Rolling Stock	4170317	\$542,100	\$1,350							\$540,750	FEC easement/ access fee and O&M needed for PD&E. TPA/FDOT Feasibility Study Underway.
14-3	FDOT	Atlantic Ave from SR-7 to E of Lyons Rd	Widen from 2L to 4L, including buffered 7' bike lanes and 6' sidewalks	2296584	\$41,204	\$36,857	ROW \$1,080	ROW \$142			ROW \$124	ROW \$3,000		Under Construction
16-1b	FDOT	Atlantic Ave from Florida's Turnpike to Cumberland Dr	Widen from 4L to 6L, including 7' buffered bike lanes and 10' shared-use-paths where feasible	4405754	\$57,235	\$3,501	ROW \$6,540			ROW \$5,198	CST \$39,989	CST \$2,007		
16-1c	FDOT	Atlantic Ave from Cumberland Dr to Jog Rd	Widen from 4L to 6L, including 7' buffered bike lanes and 10' shared-use-paths where feasible	4405755	\$39,195	\$2,822	ROW \$946	ROW \$2,000	ROW \$4,140 RRU \$50	CST \$27,230		CST \$2,007		
17-1	FDOT/ Palm Tran	US-1: Camino Real Rd to Indiantown Rd	561 Plan Transit Corridor: New enhanced transit service with associated multimodal facilities											
17-1b	Palm Tran/ FDOT	US-1: Palmetto Park Rd to Northlake Blvd	Construct 14 enhanced transit shelters within existing ROW	4383864	\$7,202	\$1,153	CST \$6,002	CST \$48						
17-1c	Boca Raton/ FDOT	US-1: Camino Real to NE 8th St/Mizner Blvd in Boca Raton	Lane Repurposing from 6L to 4L between Camino Real and SE Mizner Blvd; associated multimodal facilities	4383865	\$9,105	\$944	CST \$8,161							
17-1d	WPB/ FDOT	US-1: 25th St to 45th St in West Palm Beach	Reconstruct roadway to include pedestrian and bicycle facilities and safety enhancements	4383866	\$14,479	\$823						CST \$13,657		
17-1f	FDOT/ N Palm Beach	US 1: Northlake Blvd to Parker Bridge in North Palm Beach	Lane Repurposing from 6L to 4L with shared-use paths, bicycle lanes, landscaping and furnishing zone	4383867	\$8,672						PE \$920		\$7,752	Lane repurposing application approved by FDOT.
17-1g	Lake Worth Beach/ FDOT	US-1: Dixie/Federal Junction to Gregory Rd in Lake Worth Beach	Speed Mitigation; Safety Improvements; Pedestrian and Bicycle Improvements; Signalization	TBD	\$5,674								\$5,674	

Table 1: Major Projects

Shown in \$1,000s

Year - Rank	Applicant/ Lead Agency	Location	Description	Proj. No.	Total Cost		TIP FY 2026-2030						Addt'l Funds Needed	Notes
						< FY 26	FY 26	FY 27	FY 28	FY 29	FY 30			
18-1	TPA & Palm Tran /FDOT	Okeechobee Blvd from SR-7 to US-1; SR-7 from Forest Hill Blvd to Okeechobee Blvd	561 Plan Transit Corridor: New enhanced transit service with associated multimodal facilities											
18-1b	Palm Tran/ FDOT	Okeechobee Blvd from SR-7 to US-1; SR-7 from Forest Hill Blvd to Okeechobee Blvd	Construct enhanced transit shelters within existing ROW	4417584	\$5,805	\$805				CAP \$5,000				
18-1c	TPA/ FDOT	Okeechobee Blvd from SR-7 to US-1; SR-7 from Forest Hill Blvd to Okeechobee Blvd	FDOT feasibility study based on TPA planning study recommendations	4513801	\$2,000	\$550	PLN \$1,450							
18-2	TPA/ FDOT/FPL	SR-80 from SR-15 to CR-880	Add street lighting and guardrails	4417561	\$16,160	\$16,160							Under Construction. In phases.	
				4535581	\$4,181	\$621		RRU \$15 CST \$3,545						
18-3	TPA/ FDOT	US-27 Connector from US-27 to SR-715	Construct new 2-lane road	4417571	\$134,705	\$250					PDE \$1,500	\$68,455	Request of \$3.955M for PDE. Alternative Corridor Evaluation (ACE) underway. Estimated cost of PE, ROW, CST is \$64.5 M	
19-1	TPA & Palm Tran /FDOT	Lake Worth Rd from SR-7 to US-1; SR-7 from Lake Worth Rd to Forest Hill Blvd	561 Plan Transit Corridor: New enhanced transit service with associated multimodal facilities											
20-1	Boca Raton/ FDOT	Federal Hwy at Spanish River Blvd	Convert EB to SB right turn only to right/through with bike lane and mast arm conversion	4482641	\$3,014		PE \$279	PE \$21			CST \$2,714			
20-2 & 20-4	Palm Beach County/ FDOT	Atlantic Ave at Military Trl; Belvedere at Military Trl; Forest Hill Blvd at I-95	Replace span wire traffic signals with mast arms and steel strain pole span wires and upgrade supporting infrastructure. Upgrade to mast arm signals; enhanced pedestrian signals and detection; upgrade ITS elements and roadway lighting; curb ramp and sidewalk upgrades to meet ADA.	4479441	\$40,202		PE \$566				CST \$3,856			
		US-1 at Silver Beach Rd, Military at Investment Ln, Okeechobee at Quadrille Blvd, Lakeview Ave at Quadrille Blvd		4480731			PE \$422	PE \$21				\$11,200	ROW and CST remain unfunded	
		US-1 at SE 1st St, 7th Ave N, 10th Ave N, 13th Ave N; Boynton Beach Blvd at US-1, Congress Ave, Seacrest Blvd, Military Trl, Hagen Ranch Rd; Congress Ave at Dolan Rd; Atlantic Ave at Hamlet Dr; Lake Ave at SR-A1A (include w/ FM 4476631)		4481071			PE \$637					\$23,500	ROW and CST remain unfunded	
20-3	Boca Raton/ FDOT	Glades Rd/SR-808 at Town Center Blvd; I-95 NB off ramp at W Palmetto Park Rd; I-95 SB off ramp at Palmetto Park Rd; US-1 at Royal Palm Way; US-1 at Hidden Valley Blvd	Replace span wire traffic signals with mast arms and upgrade supporting infrastructure	4480641	\$12,605		PE \$719				CST \$6,657			
		US-1 at Glades Rd, NE 15th Ter, and NE 24th Ter	4481351			PE \$550		ROW \$547	ROW \$259	ROW \$387 CST \$3,487				

Table 1: Major Projects

Shown in \$1,000s

Year - Rank	Applicant/Lead Agency	Location	Description	Proj. No.	Total Cost	TIP FY 2026-2030						Add'l Funds Needed	Notes
						< FY 26	FY 26	FY 27	FY 28	FY 29	FY 30		
20-5	Palm Beach County/FDOT	SR-715 from Hatcher Rd to Paul Rardin Park SR-715 from Airport Rd to SW 14th St	Construct 6' sidewalk on W side of roadway.	4479451	\$2,263		PE \$467			CST \$1,796			
21-1	TPA/FDOT	Forest Hill Blvd from W of Jog Rd to Military Trl	Add roadway lighting on N side and pedestrian lighting, bus bay layover facility, enhanced crosswalks at three signalized intersections, green markings in bicycle conflict zones	4498771	\$2,616		PE \$670	ENV \$30				\$1,916	
21-2	TPA/FDOT	Congress Ave from Lake Worth Rd to Forest Hill Blvd	Add pedestrian lighting, enhanced crosswalks at six signalized intersections, and bus stop amenities	4498791	\$2,966		PE \$434	ENV \$30				\$2,502	
21-3	Boca Raton/FDOT	SR-A1A at Spanish River Blvd and Camino Real (include w/ FM 4476611); US-1 at Jeffery St, NE 32nd St, NE 20th St, Fire Station #1, NE Mizner Blvd, SE Mizner Blvd, and Camino Real; Yamato Rd at NW 2nd Ave (include w/ FM 447657.1); Glades Rd at NW 2nd Ave and Pinehurst Ln; I-95 NB Ramp at Peninsula Corp Dr; I-95 SB Ramp at Peninsula Corp Dr	Replace span wire traffic signals with mast arms and steel strain pole span wires and upgrade supporting infrastructure	4495531	\$9,347		PE \$495 ENV \$30					\$5,090	
				4498751			PE \$325 ENV \$30				CST \$3,377		
21-4	TPA/FDOT	SR-7 from Glades Rd to Bridgebrook Dr	Modify resurfacing project to add sidewalk on E side and green markings in bicycle conflict zones	4476701	\$13,224	\$13,196	CST \$28						Under Construction
21-6	FDOT	Indiantown Rd at Central Blvd	Conduct PD&E to evaluate congestion mitigation alternatives with minimal adverse impacts to pedestrians, bicycles, and local businesses	4499351	\$3,810	\$500	PDE \$3,310						Accelerated from FY 28 to FY 26
23-1	TPA/FDOT	US-1 from Universe Blvd to Indiantown Road	Widen existing sidewalks to shared use paths	TBD	\$10,700							\$10,700	Potential SUN Trail eligibility requiring coordination from Ocean Dr to Ocean Way. Possible Resurfacing project alignment.
23-2	PBC/FDOT	Palm Beach County Traffic Signals at a various locations	Flashing Yellow Arrows	4535891	\$2,103							\$2,103	Program ready but additional coordination needed.
23-3	PBC/FDOT	Palm Beach County Traffic Signals at a various locations	Signal Upgrades	4535901	\$4,109							\$4,109	Program ready but additional coordination needed.
Cost Summary					\$1,167,111	\$88,403	\$40,587	\$11,407	\$62,213	\$161,772	\$54,479	\$683,750	

Table 2: Local Initiatives Program

This program is for projects on non-state roadways that are federal-aid eligible. Funding typically comes from the \$22.8 Million/year federal Surface Transportation Block Grant (STBG) program, known locally as SU funds, allocated to the TPA for prioritization. STGB funds allocated to FDOT, known as SA, sometimes supplement the projects.

Shown in \$1,000s

Year Rank	Applicant/Lead Agency	Location	Description	Proj. No.	Total Cost	<FY 26	TIP FY 2026-2030					Addtl Funds Needed	Notes
							FY 26	FY 27	FY 28	FY 29	FY 30		
17-1 & 17-5	West Palm Beach/ FDOT	36th St & bridge from Australian Ave to Poinsettia Ave in West Palm Beach	Construct buffered bike lanes, pedestrian enhancements and bridge	4415701	\$18,254	\$2,018	CST \$16,237						
19-2	Palm Beach County	Cresthaven Blvd from S Jog Rd to S Military Trl	Construct 7' buffered bike lanes and three intersection modifications	4460861	\$4,599	\$3,152	CST \$1,447						
19-4	West Palm Beach	25th St from Australian Ave to Broadway Ave	Lane Repurposing from 4 lanes to 3, construct R/R gate enhancements, ADA upgrades, buffered bike lane/ designated bike lane, lighting improvements, sidewalks	4460901	\$7,038	\$5	CST \$7,033						
20-2 21-1 22-2	SFRTA	SFRTA - Tri-Rail Service	Purchase passenger rail cars	4481031	\$17,500	\$6,813	CAP \$6,087	CAP \$4,600					
20-3	Lake Worth Beach	South East Coast Street and S. H Street	Reconstruct roadways to one-way pair with 4' designated bike lanes	4483541	\$7,889	\$5		CST \$7,884					
20-4	Wellington	Greenbriar Blvd from Aero Club Drive to Greenview Shored Blvd.	Construct 10' shared-use path on north side of roadway. Upgrade intersections and pedestrian crossings with enhanced visibility and signage.	4482991	\$4,223	\$3,674	CST \$549						
20-6	Royal Palm Beach	Various Locations - Residential Roads	Construct ADA Improvements - Sidewalks and Curb Ramps	4483051	\$671	\$5	CST \$666						
21-2	Palm Beach County	Prosperity Farms from 800' N of Northlake Blvd to Donald Ross Rd	Construct 4' designated bike lanes	4498471	\$5,980	\$5	CST \$2,447	CST \$3,528					
22-3	Palm Beach Gardens	Gardens Parkway from Alternate A1A to Prosperity Farms Road	5' designated bike lane and 8' sidewalk	4508001	\$4,625	\$5		CST \$4,620					
22-4	Palm Tran	Palm Tran electric buses and Palm Tran Maintenance Facility (Electronics Way) charging stations	Purchase 4 electric buses and install electric charging at maintenance facility	4507981	\$5,000					CAP \$5,000			
22-5	Delray Beach	Barwick Rd from Lake Ida Rd to Sabal Lakes Rd (N)	10' shared use path and new sidewalk	4507931	\$2,531	\$5		CST \$2,091					
22-6	Palm Tran	Countywide	Bus Stop Improvements	4507971	\$5,000					CAP \$5,000			
22-7	ITID	Temple Blvd, Hall Blvd, 140th Ave	Seminole Speed Tables	4507951	\$627	\$5		CST \$526					Federal eligibility on hold
23-1	ITID	140th Ave N, Temple Blvd, and Hall Blvd	Construct 10' shared use pathways and 8' pathways.	TBD	\$5,369							\$4,109	Federal eligibility on hold
23-3	Boca Raton	Boca Raton Traffic Signals	Traffic Signal Updates and ITS Improvements Phase 1	4535181	\$2,039					PE \$5	CST \$2,034		
23-4	West Palm Beach	7th Street from Australian Ave to Tamarind Blvd	Construct buffered bike lanes and widen sidewalks	4535201	\$1,851					PE \$5	CST \$1,846		
23-6	Palm Beach County	Palm Beach County Traffic Signals	Signal Upgrades	4535261	\$5,293					PE \$5	CST \$5,288		
23-7	Wellington	Wellington Trace from east of Draft Horse Ln to Greenview Shores Blvd	Widen sidewalks and construct roundabout at Primrose Lane	4535911	\$2,988					PE \$5	CST \$2,764		

Table 2: Local Initiatives Program

Shown in \$1,000s

Year Rank	Applicant/Lead Agency	Location	Description	Proj. No.	Total Cost	<FY 26	TIP FY 2026-2030					Addt'l Funds Needed	Notes
							FY 26	FY 27	FY 28	FY 29	FY 30		
23-8	Palm Beach County	Palm Beach County Traffic Signals	Flashing Yellow Left & Right Turn Arrow Upgrades	4535171	\$4,693							\$3,062	
Cost Summary					\$106,172	\$15,692	\$34,466	\$23,249	\$10,020		\$11,933	\$7,171	

Table 3: Transportation Alternatives Program

This program is for non-motorized projects on or off the federal-aid eligible network. Sources of funding are from the approximately \$5.1 Million/year of the federal STBG Transportation Alternatives (TA) set-aside program, known locally as TA, that is allocated to the TPA for prioritization.
Shown in \$1,000s

Year - Rank	Applicant/ Lead Agency	Location	Description	Proj. No.	Total Cost	TIP FY 2026-2030						Addt'l Funds Needed	Notes
						< FY 26	FY 26	FY 27	FY 28	FY 29	FY 30		
21-3	ITID	Grapeview Blvd from Key Lime Blvd to 60th St and Key Lime Blvd from Hall to M-1 Canal	Construct 10' shared use path and 8' pathway	4490021	\$1,663	\$5	CST \$1,658						Federal eligibility on hold
22-1	ITID	Hamlin Blvd from Hall Blvd to Grapeview Blvd; Grapeview Blvd from Hamlin Blvd to Citrus Grove Blvd; Citrus Grove Blvd from Hall Blvd to Avocado Blvd	Construct 10' shared use path and expand existing sidewalk to 8'	4507871	\$1,305	\$5	CST \$1,300						Federal eligibility on hold
22-2	Palm Beach Gardens	Fairchild Ave from Fairchild Gardens Ave to Campus Dr	Construct buffered bicycle lanes and 8' pathway on south side of roadway	4508291	\$1,413	\$5	CST \$1,408						
22-3	West Palm Beach	49th St from Greenwood Ave to North Flagler Drive	Construct ADA curb ramps and sidewalks, traffic calming speed humps and sharrowes	4508621	\$570	\$5	CST \$565						
22-4	Royal Palm Beach	Various Locations - Local Roads	Install pedestrian and bicycle network wayfinding signage	4508241	\$879	\$5	CST \$874						
22-5	Boca Raton	SW 18th Street from Military Trl to Addison Ave	Construct 10' shared use paths and missing crosswalks and sidewalks	4507841	\$415	\$5	CST \$410						
	SFRTA	SW 18th Street from Military Trl to Addison Ave	Construct 10' shared use paths and missing crosswalks and sidewalks	4507842	\$1,155	\$	CAP \$1,155						
23-1	Boca Raton	NW 6th Way from South of NW 38th Drive/Circle to Spanish River Blvd	Construct 10' shared use path and include bicycle and pedestrian intersection upgrades.	4529981	\$1,401	\$5		CST \$1,396					
23-2	Palm Beach County	Camino Real from Spanish River Rd to South Ocean Blvd	Construct 7' buffered bike lanes on both sides of the road and 5 ft sidewalk on the south side	4530021	\$1,367	\$5		CST \$1,362					
23-3	West Palm Beach	Spruce Ave from 36th St to 40th St	Construct designated bike lanes, ADA curb ramps and sidewalks, new crosswalks, traffic calming, and pedestrian scale lighting.	4529991	\$1,583	\$5		CST \$1,578					
23-4	Palm Beach Gardens	Lilac St from North Military Trl to Plant Dr	Widen existing sidewalk to 10' shared use path and construct new 10' shared use path with a midblock crossing.	4530011	\$1,149	\$5		CST \$1,144					
23-5	ITID	140th Ave North from Orange St to 61st St North and 61st St North from 140th Ave North to the M-1 Canal	Construct 8' unpaved path	4530001	\$1,004	\$	PE \$5	CST \$999					Federal eligibility on hold
24-1	West Palm Beach	Palm St from Lake Ave to US-1/Dixie Hwy	Construct bike lanes and ADA improvements for pedestrian facilities	4548781	\$1,974	\$	PE \$5		CST \$1,969				
24-2	Boca Raton	NW 2nd Ave from Jeffrey St to Hidden Valley Blvd	Construct two-way bicycle path on east side of the road with bicycle intersection improvements	4548771	\$1,832	\$	PE \$5		CST \$1,827				
24-3	Palm Beach County/Boca Raton	Camino Real from Dixie Hwy to Federal Hwy	Construct a raised bicycle lane on both sides of the road	4549511	\$1,046	\$	PE \$5		CST \$1,041				
24-4	Palm Tran	Palm Beach Lakes Blvd from Executive Center Dr to Australian Ave	Transit Access Improvements	new	\$789	\$						\$789	Cancelled at the request of applicant.
Cost Summary					\$18,757	\$50	\$ \$7,391	\$ \$6,479	\$ \$4,837				

Table 4: SUN Trail Priorities

Projects must be located on the SUN Trail Network. SUN Trail projects are through a competitive state application process that must be approved by FDOT in addition to inclusion on the TPA's List of Priority Projects (LOPP).

Shown in \$1,000s

Year	Applicant/ Lead Agency	Location	Description	Proj. No.	Total Cost	<FY 26	TIP FY 2026-2030					Addt'l Funds Needed	Notes
							FY 26	FY 27	FY 28	FY 29	FY 30		
2023	Jupiter	US 1 from Indiantown Rd to Loxahatchee River	All project phases to close gap in SUN Trail and East Coast Greenway Network	TBD	\$7,147							\$7,147	
2023	Boca Raton	A1A from Camino Real to Beach Club Way	Feasibility Study and Design for SUN Trail Connection across the Camino Real Inlet Bridge	TBD	\$3,000							\$3,000	

Cost Summary

\$17,294

Table 5: Active and Under Construction TPA Priorities

The table below summarizes projects that are close to construction or are currently under construction. The list includes previously funded TPA Priorities that do not appear in the 5-Year TIP. However, the list may include some projects that still have funding in the TIP. Projects are noted until the project reaches completion.

Shown in \$1,000s

Year - Rank	Applicant/ Lead Agency	Location	Description	Proj. No.	Total Cost	Status
Major Projects						
14-3	FDOT	Atlantic Ave from SR-7 to E of Lyons Rd	Widen from 2L to 4L, including buffered 7' bike lanes and 6' sidewalks	2296584	\$41,204	Under Construction. Estimated Completion: Apr 2028.
16-1a	FDOT	Atlantic Ave from east of Lyons Rd to Florida's Turnpike	Widen from 4L to 6L, including 7' buffered bike lanes and 10' shared-use-paths where feasible	4405752	\$8,265	Under Construction. Estimated Completion: Apr 2028.
17-1a	Palm Tran	US-1: Palmetto Park Rd to Northlake Blvd	Implement Transit Signal Prioritization for entire corridor	4383863	\$2,000	Public meetings in 2025; implementation in 2026.
17-2	Boynton Beach/ FDOT	Boynton Beach Blvd from I-95 to US-1	Reconstruct to narrow vehicle lanes, construct 9' sidewalk on N, 15' shared use path on S, pedestrian lighting	4440791	\$10,177	Under Construction. Estimated Completion: Oct 2025.
18-1a	Palm Tran	Okeechobee Blvd from SR-7 to US-1; SR-7 from Forest Hill Blvd to Okeechobee Blvd	Implement Transit Signal Prioritization for entire corridor	4417582	\$1,000	Funding to be flexed in 2025.
18-2	TPA/ FDOT/FPL	SR-80 from SR-15 to CR-880	Add street lighting and guardrails	4417561 4535581	\$20,341	Under Construction. Project is in phases. Guardrail programmed in FY 27.
20-6	TPA/ FDOT	SR-715 from SR-80 to W of Canal St South	Modify resurfacing project to add buffered bicycle lanes, missing sidewalk connections to SR-80 and to PB State College entrance, and roadway lighting.	4398451	\$5,661	Under Construction. Estimated Completion Aug 2025.
20-8	Lake Worth Beach/ FDOT	Lake Ave/Lucerne Ave/SR-802 from E of A St to E of Golfview Rd	Modify resurfacing project to add stamped concrete crosswalks, replacement of sidewalk pavers, and improved stormwater drainage.	4461041	\$5,207	Under Construction. Estimated Completion: Early 2025.
21-4	TPA/ FDOT	SR-7 from Glades Rd to Bridgebrook Dr	Modify resurfacing project to add sidewalk on E side and green markings in bicycle conflict zones	4476701	\$12,629	Under Construction.
17-1e	TPA/ FDOT	US-1: 59th St to Northlake Blvd in Riviera Beach and Lake Park	Reconstruct as 4L, add bike lanes and medians; move barrier wall on bridge to protect bike lanes;-add street lights/ped-scale lights where feasible	4383862	\$14,622	Under Construction.
19-1a	Palm Tran	Lake Worth Rd from SR-7 to US-1; SR-7 from Lake Worth Rd to Forest Hill Blvd	Implement Transit Signal Prioritization	4463361	\$1,000	In Procurement.
21-5	TPA/ FDOT	Boynton Beach Blvd from Congress Ave to E of I-95	Modify resurfacing project and interchange capacity project to provide wider sidewalks and buffered bike lanes on both sides of roadway	4358041 4476671	\$94,874	In Design. Notice to Proceed June 2025.
Local Initiatives						
14-5	Lake Park/ FDOT	FEC Railroad Crossings Countywide	Install Safety/Quiet Zone infrastructure on FEC corridor	4353432	\$3,506	Under Construction. Estimated Completion: Summer/Fall 2025.
14-6	SFRTA	Tri Rail Northern Layover Facility: CSX tracks E of I-95 in Mangonia Park/WPB	Construct new facility to enhance O&M for existing system and support Jupiter extension	4297671 4537741 2368542	\$59,822	Includes modifications for train wash; 90% design plans and cost estimates expected in early 2025.
15-2	West Palm Beach	West Palm Beach: 25th St to Tri-Rail Station to SR 80	Purchase seven (7) vehicles to support new N/S trolley service	4383901	\$1,505	Project cancellation underway
15-3	Palm Tran	Various locations along existing Palm Tran bus routes	Construct 30 transit shelters	4383921	\$600	Design underway; improvements to start by end of 2025.

Table 5: Active and Under Construction TPA Priorities

Shown in \$1,000s

Year - Rank	Applicant/ Lead Agency	Location	Description	Proj. No.	Total Cost	Status
15-4	West Palm Beach	Various locations along existing WPB trolley lines	Construct seven (7) trolley shelters	4383961	\$571	Project cancellation underway
17-2	Delray Beach	Lindell Blvd from Linton Blvd to Federal Hwy/US 1	Construct sidewalks and separated bike lanes	4415331	\$12,143	Under Construction. Estimated Completion: June 2026
17-4	Palm Tran	Various Palm Tran bus stops	Replace 40 transit shelters	4415711	\$800	Design underway; improvements to start by end of 2025.
17-6	Delray Beach	Barwick Rd from Atlantic Ave to Lake Ida Rd	Construct sidewalks and separated bike lanes	4415321	\$10,446	Under Construction. Estimated Completion: June 2026
17-7	Delray Beach	Brant Bridge connector from Lindell Blvd to Brant Bridge	Construct sidewalks and separated bike lanes	4415861	\$2,540	Under Construction.
18-6	Delray Beach	Germantown Rd from Old Germantown Rd to Congress Ave	Construct sidewalks and separated bike lanes	4443771	\$11,635	Anticipated Construction May 2025.
19-1	Palm Tran	Palm Tran electric buses and Palm Tran Maintenance Facility (Electronics Way) charging stations	Purchase 3 electric buses and install electric charging at maintenance facility	4460981	\$4,336	Orders expected in 2025, anticipated delivery 1 year after.
20-1	Palm Tran	Palm Tran electric buses and Palm Tran Maintenance Facility (Electronics Way) charging stations	Purchase 4 electric buses and install electric charging at maintenance facility	4482951	\$5,000	Orders expected in 2025, anticipated delivery 1 year after.
23-5	SFRTA	SFRTA - Tri-Rail Service	Rolling Stock - New Train	4535271	\$5,000	In procurement.
Transportation Alternatives						
16-2	West Palm Beach/ FDOT	North Shore Bridge in West Palm Beach	Construct pedestrian bridge west of existing roadway bridge	4400151	\$1,812	Under Constructoin. Estimated Completion: May 2025
17-1	West Palm Beach	Northmore neighborhood	Construct sidewalks and shared use pathways	4415271	\$1,325	Environmental updates necessary, procurement in June. Construction expected by 2025.
19-2	Boynton Beach	SE 1st St from Boynton Beach Blvd to Woolbright Rd	Construct 10' shared use path on western side of roadway	4460781	\$3,247	Under Construction.
20-1	Lake Worth Beach	Various Locations - Local Roads	Construct ADA Curb Ramps and Sidewalk	4483011	\$1,095	Under Construction. Estimated Completion: 2025
20-2	Palm Beach Gardens	Kyoto Gardens Drive from Military Trail to Alt A1A	Construct 5' bike lane and 8' pathway on north side of roadway	4483021	\$1,314	Under Construction.
20-3	Westgate CRA/ Palm Beach County	Cherry Rd from Military Trl to Quail Dr	Construct 10-12' shared use path and pedestrian lighting on north side of roadway	4483031	\$1,894	Construction in early 2025.
20-4	Palm Tran	Countywide - 110 bus stops	Install 5' sidewalk connections and ADA bus stop enhancements	4483041	\$281	In procurement.
21-1	Palm Beach Gardens	Burns Rd from Military Trl to Alt A1A	Construct 9.5' separated two-way bicycle track	4490051	\$1,405	Under Construction.
21-2	Boca Raton	El Rio Trail from Glades Rd to Yamato Rd	Install lighting	4489991	\$1,274	LAP Commitment March 2025.
21-4	Wellington	C-8 Canal from Forest Hill Blvd to Stribling Way	Construct 10' shared use path	4490061	\$739	LAP Commitment April 2025.

List of Appendices

APPENDIX A - Glossary

Available in Full Document and at PalmBeachTPA.org/TIP

APPENDIX B - Public Participation and Comments

Available at PalmBeachTPA.org/priorities

APPENDIX C - Federal Performance Measures

Available at PalmBeachTPA.org/TIP

APPENDIX D - TPA Priority Projects for FY 25-29

Available at PalmBeachTPA.org/priorities

APPENDIX E - Draft Tentative Work Program for FY 26-30

Available at PalmBeachTPA.org/TIP

APPENDIX F - Eastern Federal Lands Highway Division FY 25-28 TIP

Available at PalmBeachTPA.org/TIP

APPENDIX G - Annual Listing of Obligated Projects

Made available for prior fiscal year each October.

Not Available. Will be available at PalmBeachTPA.org/TIP

APPENDIX H

TIP Amendments and Modifications

Available at PalmBeachTPA.org/TIP



Summary Points of the February 20, 2025 Governing Board Meeting

PDFs of the agenda, backup materials, and presentations as well as audio and video recordings are available at PalmBeachTPA.org/Board.

Approved Minutes – The Board approved minutes for the Board meeting on December 12, 2024.

Approved Technical Advisory Committee (TAC) Reappointments – The Board approved the reappointment of Jim Bell as the City of Boca Raton Planning Department TAC Representative, Tamashbeen Rahman as the City of Boca Raton Planning Alternate, and Naresh Machavarapu as the City of Boca Raton Engineering Department Representative.

Approved TAC Appointments – The Board approved the appointment of Motasem Al-Turk as the Palm Beach County Engineering Department Representative and Zaytech Marin as the City of Belle Glade Representative.

Approved Citizens Advisory Committee (CAC) Appointments – The Board approved the appointment of Lisette Hilton as the City of Boca Raton Representative and Sherryl Muriente as the Palm Beach County District 3 Representative.

Approved Vision Zero Advisory Committee (VZAC) Appointments – The Board approved the appointment of Ashlie Arones as the Health Care District of Palm Beach County Alternate and Daniel Duenas as the Palm Beach County Parks and Recreation Representative.

Approved VZAC Reappointments – The Board approved the reappointment of Christian Santa Gonzalez as the Village of Wellington Representative and Kyle Burg as Village of Wellington Alternate.

Approved Transportation Disadvantaged Local Coordinating Board (TD LCB) Appointments – The Board approved the appointment of Niccole J. Smith as the Agency on Aging Representative and Nancy Yarnall as the Agency on Aging Alternate.

Approved TD LCB Reappointments – The Board approved the reappointment of Elizabeth Clark as the Children at Risk Representative.

Adopted TPA Resolution 2025-01 – The Board approved a resolution amending the TPA Operating Procedures to define the VZAC membership number.

Adopted TPA Resolution 2025-02 – The Board approved a resolution adopting the 2025 Safety Targets.

Adopted Amendment #2 to FY 2025-2029 Transportation Improvement Program (TIP) – The Board approved Amendment #3 to the TPA's FY 25-29 TIP, which is the five-year funding program for transportation projects in Palm Beach County.

Florida Bicycle Month – TPA staff provided an update on March Florida Bicycle Month activities and encouraged local municipalities to adopt a proclamation to celebrate and promote bicycle safety.

Project Scheduling Report – March 2025

Phases occurring within the next 90 days

Palm Beach TPA & FDOT District 4

The purpose of this report is to ensure stakeholders are aware of upcoming activities for each project to allow for increased input. The TPA has consolidated the FDOT report to focus on TPA priorities and scheduling activities that are occurring within the next 90 days. The full list of scheduling activities is described below.

Scheduled Activity	Description
Multimodal Scoping Checklist (MMSC)	FDOT's Office of Modal Development (OMD) notifies impacted agencies to enter comments about the project scope. The local agency can confirm or discuss context class, minor comments about multimodal features.
Resolution from Agency (for Off-System Projects Only)	If an off-system project is administered by FDOT, the local agency's governing board must pass a resolution endorsing FDOT's delivery of the project.
Review of Scope with Agency	Meet with local agency to review and confirm scope prior to FDOT advertising for consultant acquisition.
Execution Date (Design)	FDOT Design starts.
Project Kickoff Meeting	FDOT Design Team coordinates with local agency. Contact the FDOT project manager for date/time/location of the meeting.
Initial Field Review	Field Review meeting. Typically occurs at the project site.
Initial Engineering	30% plans to reviewers. Stakeholders provide review and feedback on the approved Typical Section.
Public Information Workshop	Tentative date to conduct a public information workshop. Date may differ than final workshop date.
Constructability Plans	60% plans to reviewers. At this time most of the Design is complete, no scope discussion, review focuses on items to be constructed, their construction impacts, and materials to be used.
Plans Specification and Estimates (PSE) Meeting	FDOT PM arranges field review with all reviewers to evaluate the final engineering plans with respect to actual field conditions.
Biddability Plans to Reviewers	90% plans. At this time, Design is complete. Verifying quantities and pay items.
Production	100% plans. Plans are complete.
Local Agency Program (LAP) Commitment	Agency and FDOT commits the project funds and budget to the Legislature and the Governor's office.
Letting	Bids are opened and the apparent low bid contract is determined. Construction typically begins 4 to 6 months after letting.
Construction Notice to Proceed (NTP)	Construction starts. Construction dates for FDOT administered projects can be found through the FDOT Operations Center.

For more information on a project, please contact the FDOT District 4 office at 954.486.1400 and ask to be transferred to the FDOT Project Manager for the specific project. For the FDOT copy of the report with the full project schedule, contact Claudette DeLosSantos at Claudette.DeLosSantos@dot.state.fl.us or 954.777.4208.

Please note, the dates shown in this report are a snapshot and dates can change frequently. Updated reports are requested monthly from FDOT.

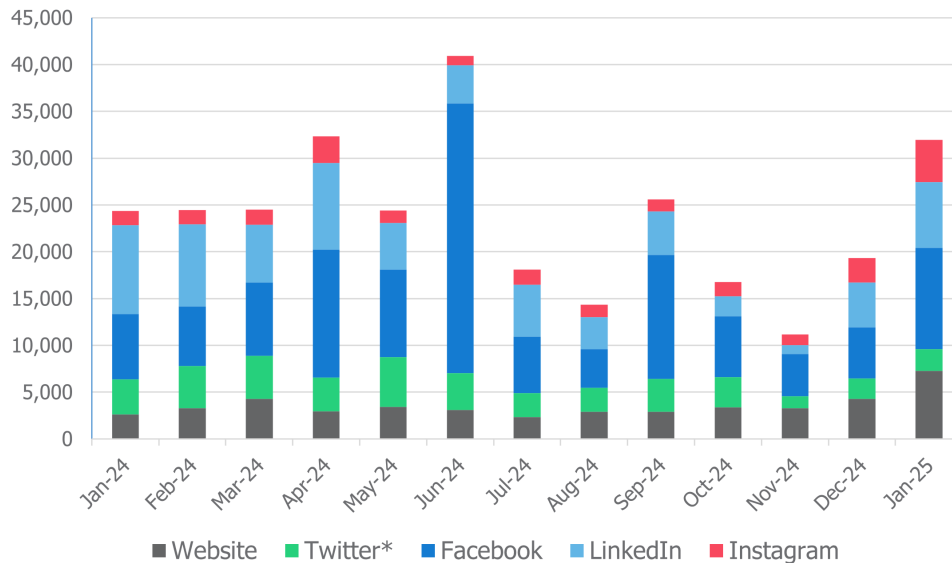
FM #	Location	Type of Work	Lead Agency	Phase Milestone	Date
SIS Capacity					
4132571	I-95 AT HYPOLUXO RD	INTERCHANGE - ADD LANES	FDOT	Public Information Workshop	5/20/2025
4132571	I-95 AT HYPOLUXO RD	INTERCHANGE - ADD LANES	FDOT	PSE Meeting	5/28/2025
4132571	I-95 AT HYPOLUXO RD	INTERCHANGE - ADD LANES	FDOT	Biddability	6/6/2025
4358041	I-95 AT BOYNTON BEACH BLVD/SR-804	INTERCHANGE JUSTIFICA/MODIFICA	FDOT	Construction Notice to Proceed (NTP)	6/20/2025
Major Projects					
4383865	US-1 FROM CAMINO REAL RD TO NE 8TH ST/MIZNER BLVD	BIKE LANE/SIDEWALK	FDOT	Public Information Workshop	6/19/2025
4383865	US-1 FROM CAMINO REAL RD TO NE 8TH ST/MIZNER BLVD	BIKE LANE/SIDEWALK	FDOT	PSE Meeting	6/26/2025
Local Initiatives Program					
4460901	25TH STREET FROM NORTH AUSTRALIAN AVENUE TO BROADWAY AVENUE	BIKE LANE/SIDEWALK	WEST PALM BEACH	Production	5/5/2025
Transportation Alternatives Program					
4508241	VILLAGE OF ROYAL PALM BEACH - VARIOUS LOCATIONS	BIKE PATH/TRAIL	ROYAL PALM BEACH	Production	7/7/2025
Other FDOT & Local Projects					
4545641	WESTERN INDIANTOWN RD IMPROVEMENTS	ADD AUXILIARY LANES	FDOT	Initial Engineering	5/15/2025
4510851	FOREST HILL BLVD/SR-882 AT HAVERHILL ROAD	INTERSECTION IMPROVEMENT	FDOT	PSE Meeting	5/21/2025
4510841	OKEECHOBEE BLVD/SR-704 AT MILITARY TRL/SR-809	INTERSECTION IMPROVEMENT	FDOT	PSE Meeting	6/5/2025
4510851	FOREST HILL BLVD/SR-882 AT HAVERHILL ROAD	INTERSECTION IMPROVEMENT	FDOT	Biddability	6/27/2025
4510841	OKEECHOBEE BLVD/SR-704 AT MILITARY TRL/SR-809	INTERSECTION IMPROVEMENT	FDOT	Biddability	7/10/2025
4545641	WESTERN INDIANTOWN RD IMPROVEMENTS	ADD AUXILIARY LANES	FDOT	Constructability Plans	7/21/2025
O&M - Roadways					
4438672	ALT A1A/SR-811 OVER LOXAHATCHEE RIVER BRIDGE 930339	BRIDGE-REPAIR/REHABILITATION	FDOT	PSE Meeting	6/5/2025
4438672	ALT A1A/SR-811 OVER LOXAHATCHEE RIVER BRIDGE 930339	BRIDGE-REPAIR/REHABILITATION	FDOT	Biddability	7/7/2025
4492561	SR A1A AT BOYNTON INLET BRIDGE 930061	BRIDGE - PAINTING	FDOT	Letting	7/11/2025

Public Involvement Activity Report 4C

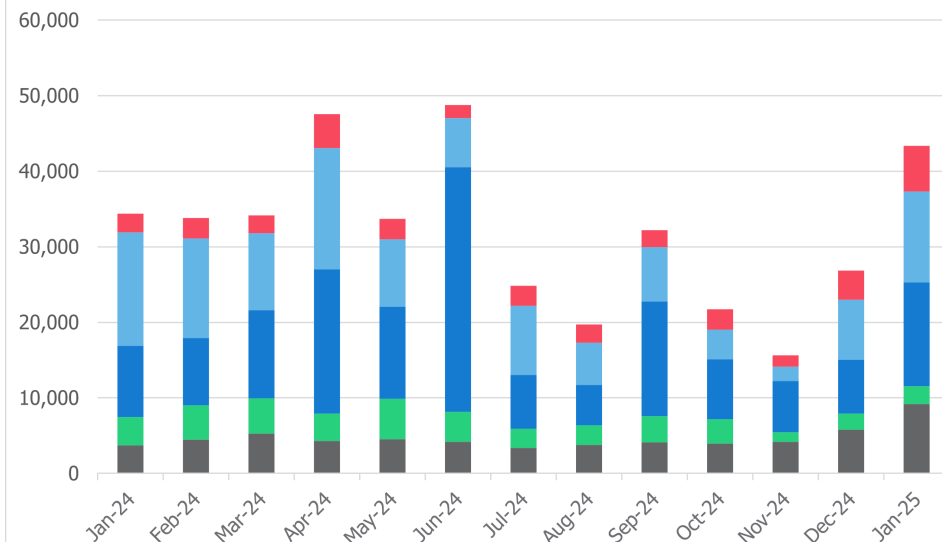
January 2025

FY 25-26 UPWP Task 1.B Solicit Public Input via Social Media

Social Media Reach



Social Media Impressions



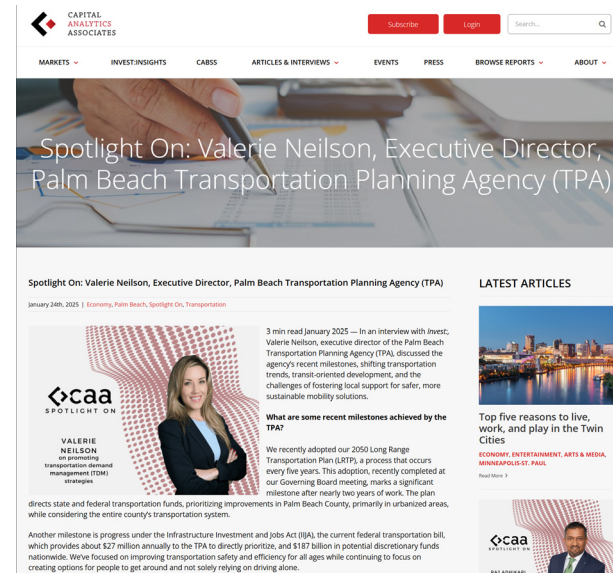
FY 25 Strategic Plan Goal 1.B: Increase Social Media Engagement

Goal: 350,000 users reached

Achieved: 148,674 users reached

January Media Coverage

Capital Analytics Associates - Spotlight On: Valerie Neilson



Palm Beach TPA Executive Director, Valerie Neilson, was interviewed as part of the 2025 edition of Invest: Palm Beach by Capital Analytics Associates. This annual publication highlights industry leaders in business including transportation, tourism & hospitality, education, healthcare and more.

Valerie's interview highlights the accomplishments of the TPA from the past year and looks to future goals within transportation planning in Palm Beach County. The TPA's 2050 Long Range Transportation Plan, recently completed projects and others under construction and funding commitments. It also notes transportation trends and how the TPA plans to meet industry challenges.

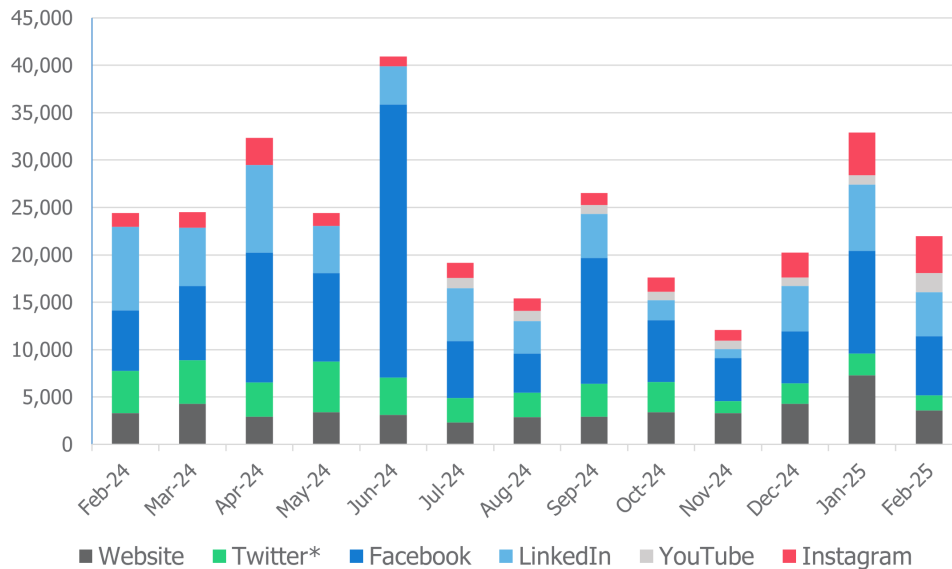
[Read the full article](#)

Public Involvement Activity Report

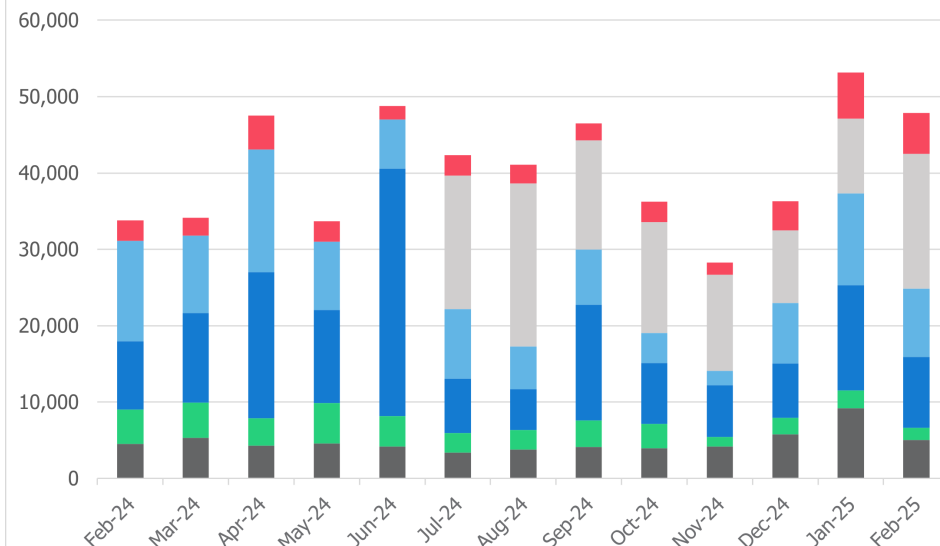
February 2025

FY 25-26 UPWP Task 1.B Solicit Public Input via Social Media

Social Media Reach



Social Media Impressions



FY 25 Strategic Plan Goal 1.B: Increase Social Media Engagement

Goal: 350,000 users reached

Achieved: 165,978 users reached

Total February Media Coverage

Audience: Represents the number of people who likely viewed a story.

Publicity Value: Represents the cost to advertise during that specific time, program and/or platform multiplied by the number of people who viewed the story.



Total National TV Audience

145,525

Total National TV Publicity

USD \$51,048



Total Radio Audience

133,046

Total Publicity Value

USD \$504



Total Online News Audience

22,281

Total Online News Publicity

USD \$252

[View this month's media report](#)

WPBF: Roadway Safety in Palm Beach County

Most dangerous intersections in Palm Beach County and possible solutions

Share   

25 WPBF

Updated: 8:21 AM EST Feb 12, 2025

Infinite Scroll Enabled 

 **Yasmine Julmisse**  
Traffic Anchor/Reporter

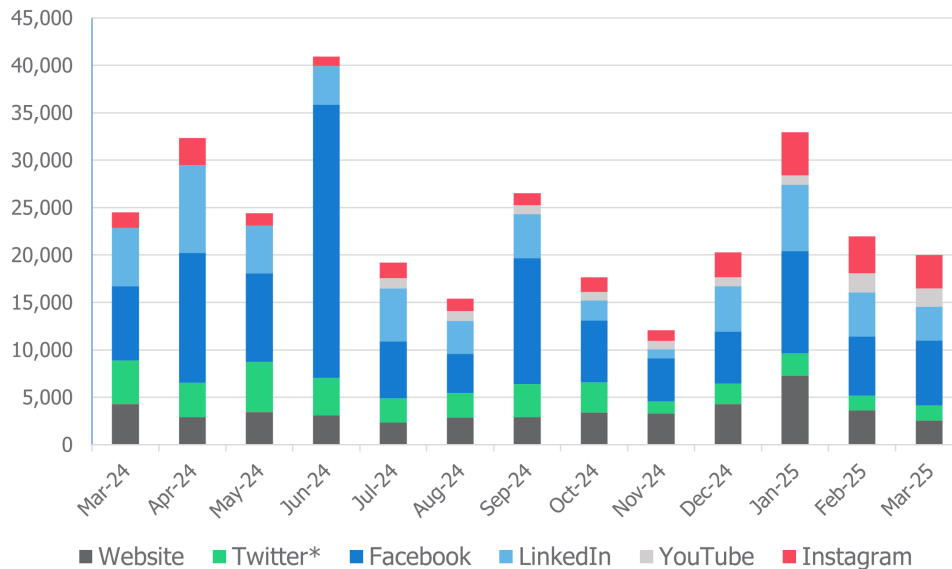


Public Involvement Activity Report

March 2025

FY 25-26 UPWP Task 1.B Solicit Public Input via Social Media

Social Media Reach



Total March Media Coverage

Audience: Represents the number of people who likely viewed a story.

Publicity Value: Represents the cost to advertise during that specific time, program and/or platform multiplied by the number of people who viewed the story.



Total Online News Audience
1,087



Total Social Followers
1,033

[View this month's media report](#)

Town-Crier Newspaper: E-Bike Safety

Home > News > Wellington Committee Learns About Growing Danger Of 'E-Bikes'

News Wellington

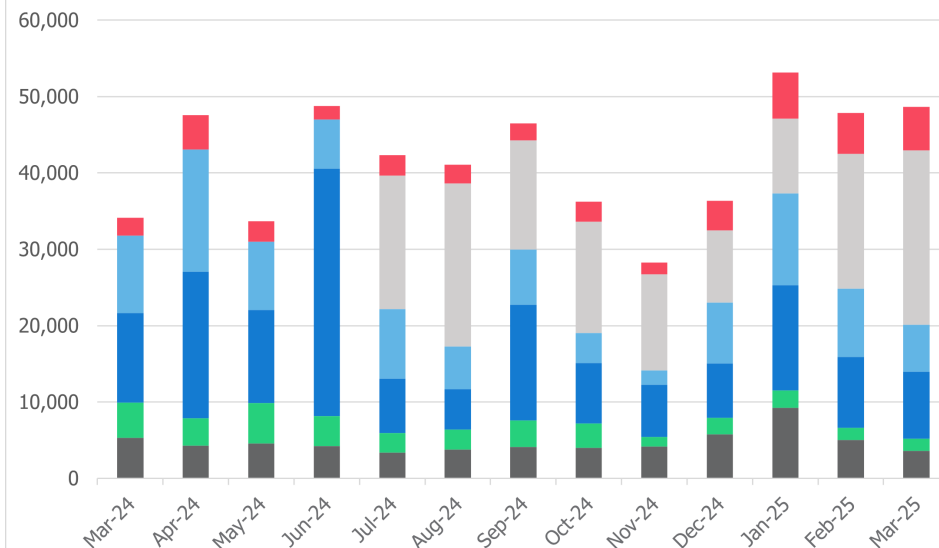
Wellington Committee Learns About Growing Danger Of 'E-Bikes'

By Charles Elmore - March 21, 2025

The category can include electronic bikes, scooters, skateboards and motorcycles, sometimes grouped together under the term "micromobility." Costs are coming down, making them more accessible to more people, said Brian Ruscher, deputy director of multimodal matters for the Palm Beach Transportation Planning Agency.

The Town-Crier is a local newspaper covering the communities of Wellington, Royal Palm Beach, Loxahatchee Groves, the Acreage/Loxahatchee, and Westlake. The TPA's Deputy Director of Multimodal, Brian Ruscher, attended the Village of Wellington's Public Safety Committee meeting on March 11 and discussed types of e-bikes and e-scooters, safety concerns and area health data. This topic is of particular interest in Palm Beach County at this time as more incidents involving e-bikes and e-scooters are being reported across the area.

Social Media Impressions



FY 25 Strategic Plan Goal 1.B: Increase Social Media Engagement

Goal: 350,000 users reached

Achieved: 185,964 users reached