



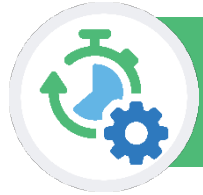
# Performance Measures – Safety Targets

February 2025 | TPA Committees

# Goals, Objectives & Performance Measures



Safe



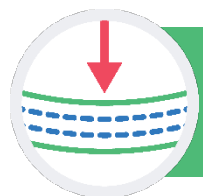
Efficient



Connected



Multimodal



Resilient

Each Goal has specific Objectives, Federal Performance Measures, and TPA indicators that determine progress made towards achieving them.



# History of Safety Target Setting

- TPA adopted ZERO: 2018 – 2024
- TPA Vision Zero Action Plan
- FDOT Statewide Target is ZERO
- USDOT long term Target is ZERO





# Performance Measures – Safety

**Fatalities**

**Rate of Fatalities**  
per 100 million vehicle miles traveled (VMT)

**Serious Injuries**

**Rate of Serious Injuries**  
per 100 million vehicle miles traveled (VMT)

**Non-Motorized Fatalities &  
Serious Injuries**

# Safety Performance

Performance Measures	2014 - 2018 Average	2019-2023 Average	Trend	2025 Proposed Targets
Fatalities	169	200	↑	0
Fatality rate per 100 million VMT	1.22	1.40	↑	0
Serious injuries	1,107.8	879.6	↓	0
Serious injury rate per 100 million VMT	8.05	6.39	↓	0
Pedestrian & bicyclist fatalities*	46.6	58.2	↑	0
Pedestrian & bicyclist serious injuries*	158	136.8	↓	

\*Involving a motor vehicle.



Looking Ahead



# Emphasis Areas



Update planned in 2026

## ROADWAYS



LANE DEPARTURES



INTERSECTIONS

## ROAD USERS



PEDESTRIANS  
AND BICYCLISTS



AGING ROAD  
USERS



MOTORCYCLISTS AND  
MOTOR SCOOTER RIDERS



COMMERCIAL MOTOR  
VEHICLE OPERATORS



TEEN DRIVERS

## USER BEHAVIOR



IMPAIRED DRIVING



OCCUPANT  
PROTECTION



SPEEDING AND  
AGGRESSIVE DRIVING



DISTRACTED  
DRIVING

## TRAFFIC RECORDS AND INFORMATION SYSTEMS

## EVOLVING EMPHASIS AREAS

WORK  
ZONES

DROWSY AND  
ILL DRIVING

RAIL  
CROSSINGS

ROADWAY  
TRANSIT

MICROMOBILITY

CONNECTED AND  
AUTOMATED VEHICLES

# TPA Safety Efforts

## Complete Streets

- Policies, design guidance, & implementation
- 7 Municipalities

## Vision Zero

- Policies and implementation
- 14 Municipalities

## Grant Support

- TA Program, SS4A, etc.
- \$5M Annually Programmed

## Safety Events & Programs

- Safety Events + Audits
- Ped/Bike Counter Program
- FDOT Ped/Bike Safety Coalition

**\$11.3M**

in SS4A Funding in  
2022-2024

S | S  
— | —  
4 | A

 PALM BEACH  
Transportation  
Planning Agency

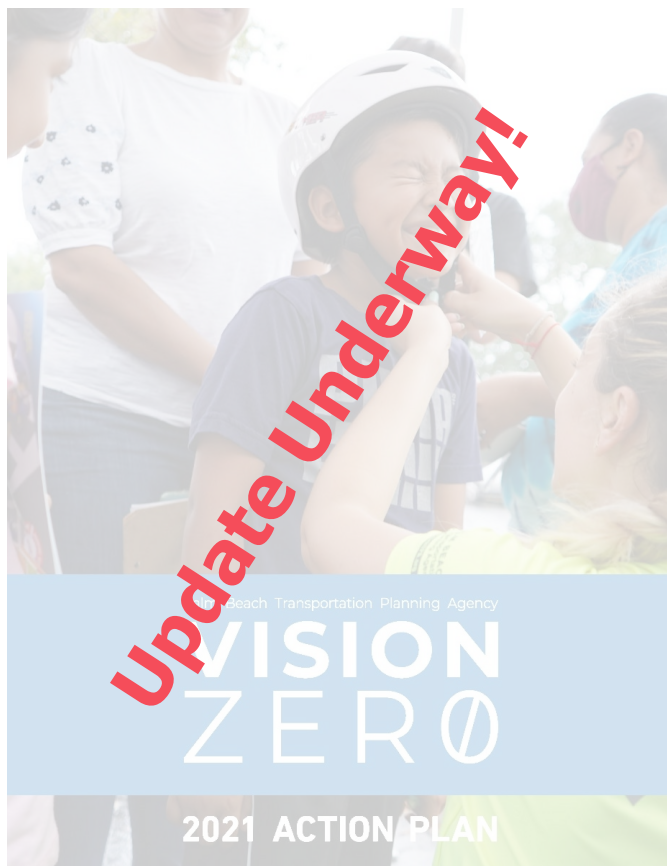
**PEDESTRIAN & BICYCLE  
QUARTERLY CRASH  
REPORT**



QUARTER



# VZAP Update in 2025



## Update to Committees in June

- Speed Management and Updated HIN
- Data Dashboard

## 14 SS4A Grants in Palm Beach County

- Indian Trail Imp. District
- Palm Beach Gardens
- Delray Beach
- Palm Springs
- Palm Beach County
- West Palm Beach
- Greenacres
- Wellington
- Boca Raton
- Juno Beach
- Riviera Beach




Motion to Recommend  
Adoption of  
Safety Performance  
Measure Targets

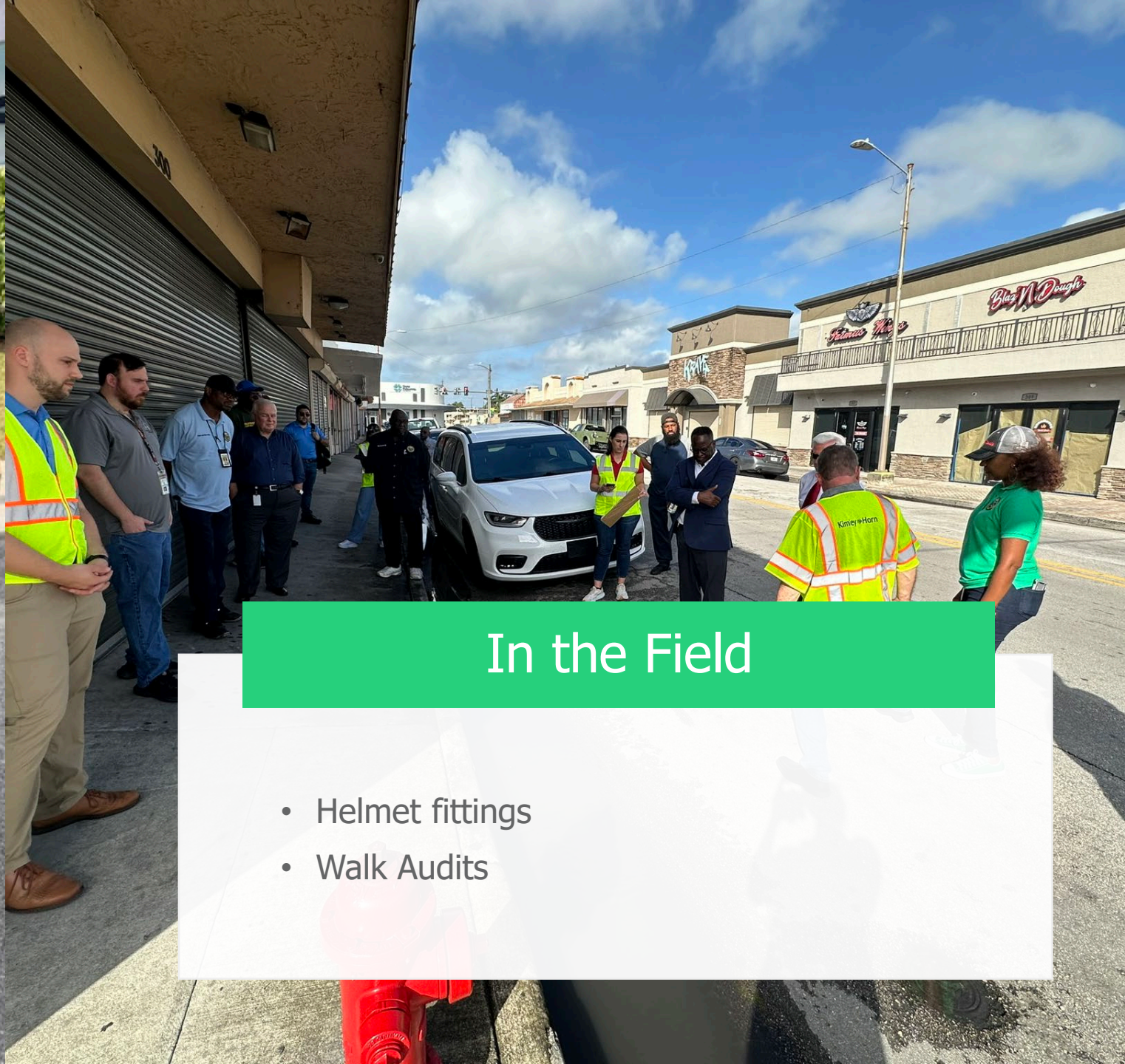




# Trainings & Bicycle Encouragement







## In the Field

- Helmet fittings
- Walk Audits





# Designing and Funding Projects

