



# Liaison Report – May 2025

- **National Bike Month**
  - Celebrate during the month of May!
  - Find resources at [BikeLeague.org](https://www.bikeleague.org)
- **National Bike & Roll to School Day**
  - May 7
  - Find resources at [WalkBiketoSchool.org](https://www.walkbiketoschool.org)
- **Bicycle Friendly America Designations**
  - Businesses (June 5), Communities (June 25) & Universities (August 7)
  - Learn more and apply at [BikeLeague.org/BFA](https://www.bikeleague.org/BFA)



# Liaison Report – May 2025

- **Vision Zero Action Plan Workshop**
  - June 5 at 9:30 a.m. at the TPA and via Zoom
  - Register at [PalmBeachTPA.org/VZWorkshop](https://PalmBeachTPA.org/VZWorkshop)
- **Transit Oriented Communities (TOC) Policy Workshop**
  - June 6 at 9:30 a.m. at the TPA and via Zoom
  - Register at [PalmBeachTPA.org/TOCWorkshop](https://PalmBeachTPA.org/TOCWorkshop)
- **FDOT District 4 Pedestrian & Bicycle Master Plan**
  - For more info, contact Project Manager at [Michael.Melendez@dot.state.fl.us](mailto:Michael.Melendez@dot.state.fl.us)



# Liaison Report – May 2025

- **SS4A Grants**
  - Application deadline is June 26
  - Learn more and apply at [Transportation.gov/Grants/SS4A](https://Transportation.gov/Grants/SS4A)
- **SS4A Updates**
  - Find updates about local at [PalmBeachTPA.org/Safety](https://PalmBeachTPA.org/Safety)
- **TPA Newsletter**
  - Stay informed of the latest TPA news and updates: [PalmBeachTPA.org/Newsletter](https://PalmBeachTPA.org/Newsletter)



# Liaison Report – May 2025

- **TPA Events**
  - Find upcoming TPA workshops and events at [PalmBeachTPA.org/Events](https://PalmBeachTPA.org/Events)
- **Florida Bicycle Month Survey Takeaways**
  - Staff will share survey results
  - Provide input at [PalmBeachTPA.org/Comment-Map](https://PalmBeachTPA.org/Comment-Map)

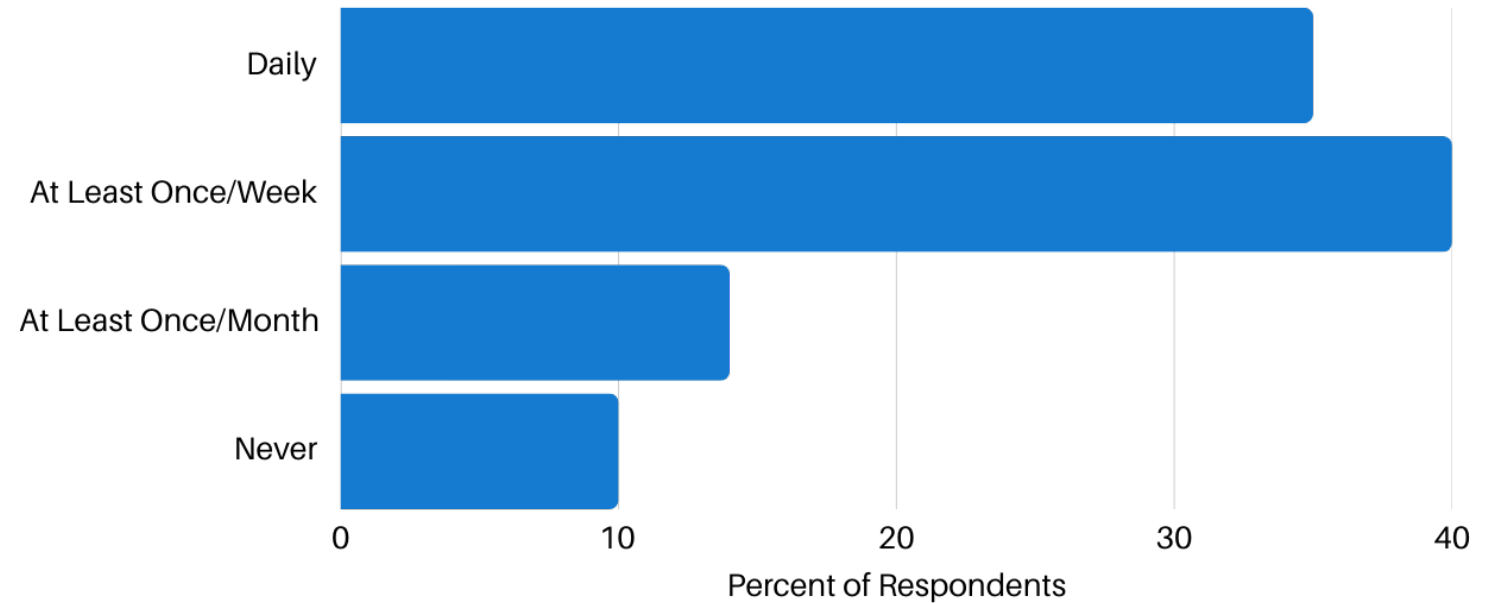
# Florida Bike Month Survey

How often do you walk or bicycle for recreation or to destinations other than work?

March 2025

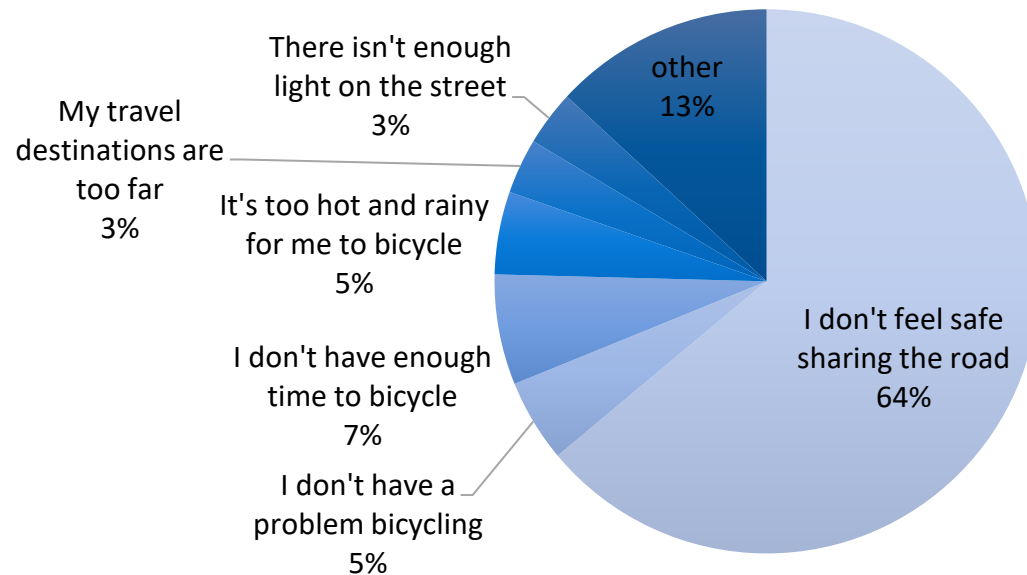
102 Responses

44 Map Comments



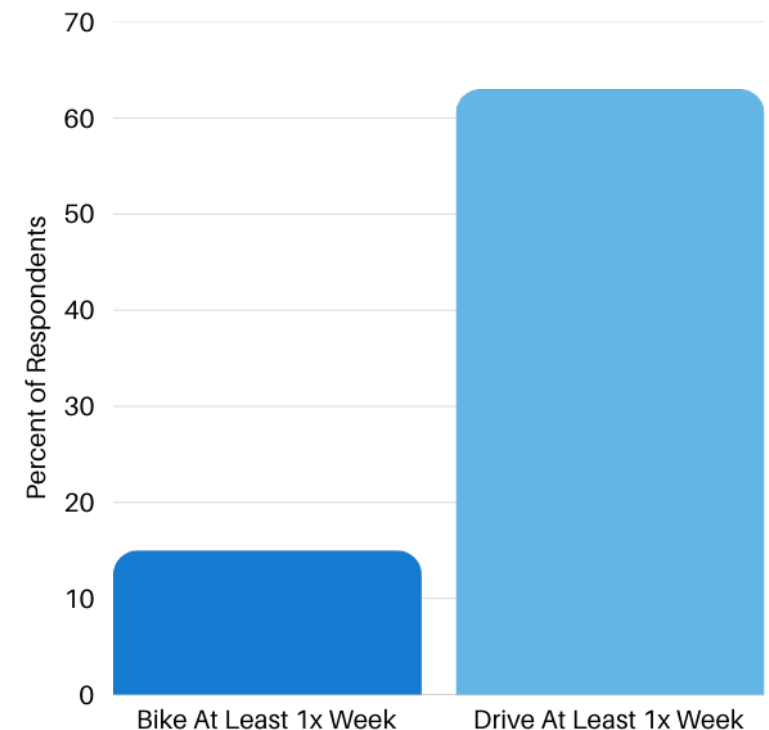
# Florida Bike Month Survey

## What Prevents you From Bicycling More?



*"Bicycle lanes are too narrow, disconnected, and cross too many uncontrolled exit ramps where cars travel at high speed."*

## How often do you commute to work using the following mode?



# TPA Comment Map

PalmBeachTPA.org/Comment-Map

