



Performance Measures – Safety Targets

February 2025 | TPA Governing Board

Goals, Objectives & Performance Measures



Safe



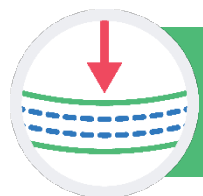
Efficient



Connected



Multimodal



Resilient

Each Goal has specific Objectives, Federal Performance Measures, and TPA indicators that determine progress made towards achieving them.



History of Safety Target Setting

- TPA adopted ZERO annually since 2018
- TPA Vision Zero Action Plan
- FDOT Statewide Target is ZERO
- USDOT long term Target is ZERO





Performance Measures – Safety

Fatalities

Rate of Fatalities
per 100 million vehicle miles traveled (VMT)

Serious Injuries

Rate of Serious Injuries
per 100 million vehicle miles traveled (VMT)

**Non-Motorized Fatalities &
Serious Injuries**

Safety Performance

Performance Measures	2014 - 2018 Average	2019-2023 Average	Trend	2025 Proposed Targets
Fatalities	169	200	↑	0
Fatality rate per 100 million VMT	1.22	1.40	↑	0
Serious injuries	1,107.8	879.6	↓	0
Serious injury rate per 100 million VMT	8.05	6.39	↓	0
Pedestrian & bicyclist fatalities*	46.6	58.2	↑	0
Pedestrian & bicyclist serious injuries*	158	136.8	↓	

*Involving a motor vehicle.



Looking Ahead

Palm Beach County Emphasis Areas

- #1 - Aging Road Users
 - #2 - Speeding or Aggressive Driving
- Top 40% for similar geographies



Update planned in 2026

ROADWAYS



LANE DEPARTURES



INTERSECTIONS

ROAD USERS



PEDESTRIANS AND BICYCLISTS



AGING ROAD USERS



MOTORCYCLISTS AND MOTOR SCOOTER RIDERS



COMMERCIAL MOTOR VEHICLE OPERATORS



TEEN DRIVERS

USER BEHAVIOR



IMPAIRED DRIVING



OCCUPANT PROTECTION



SPEEDING AND AGGRESSIVE DRIVING



DISTRACTED DRIVING

TRAFFIC RECORDS AND INFORMATION SYSTEMS

EVOLVING EMPHASIS AREAS

WORK ZONES

DROWSY AND ILL DRIVING

RAIL CROSSINGS

ROADWAY TRANSIT

MICROMOBILITY

CONNECTED AND AUTOMATED VEHICLES

TPA Safety Efforts

Complete Streets

- Policies, design guidance, & implementation
- 7 Municipalities

Vision Zero

- Policies and implementation
- 14 Municipalities

Grant Support

- TA Program, SS4A, etc.
- \$5M Annually Programmed

Safety Events & Programs

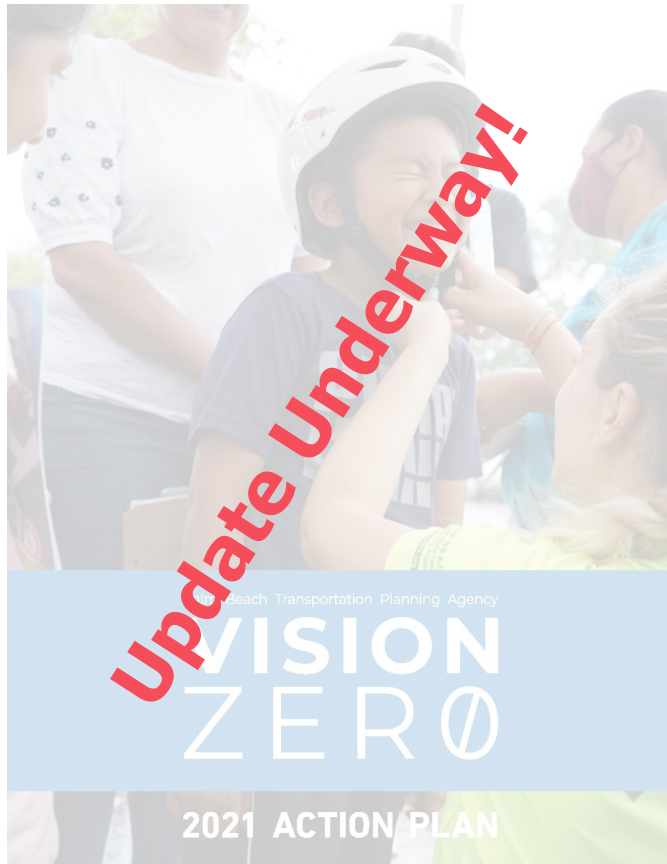
- Safety Events + Audits
- Ped/Bike Counter Program
- FDOT Ped/Bike Safety Coalition

\$11.3M
in SS4A Funding in
2022-2024

S | S
— | —
4 | A



VZAP Update in 2025



Update to Committees in June

- Speed Management and Updated HIN
- Data Dashboard

14 SS4A Grants in Palm Beach County


- Boca Raton
- Greenacres
- Delray Beach
- Indian Trail Imp. District
- Juno Beach
- Palm Beach County
- Palm Beach Gardens
- Palm Springs
- Wellington
- West Palm Beach
- Riviera Beach

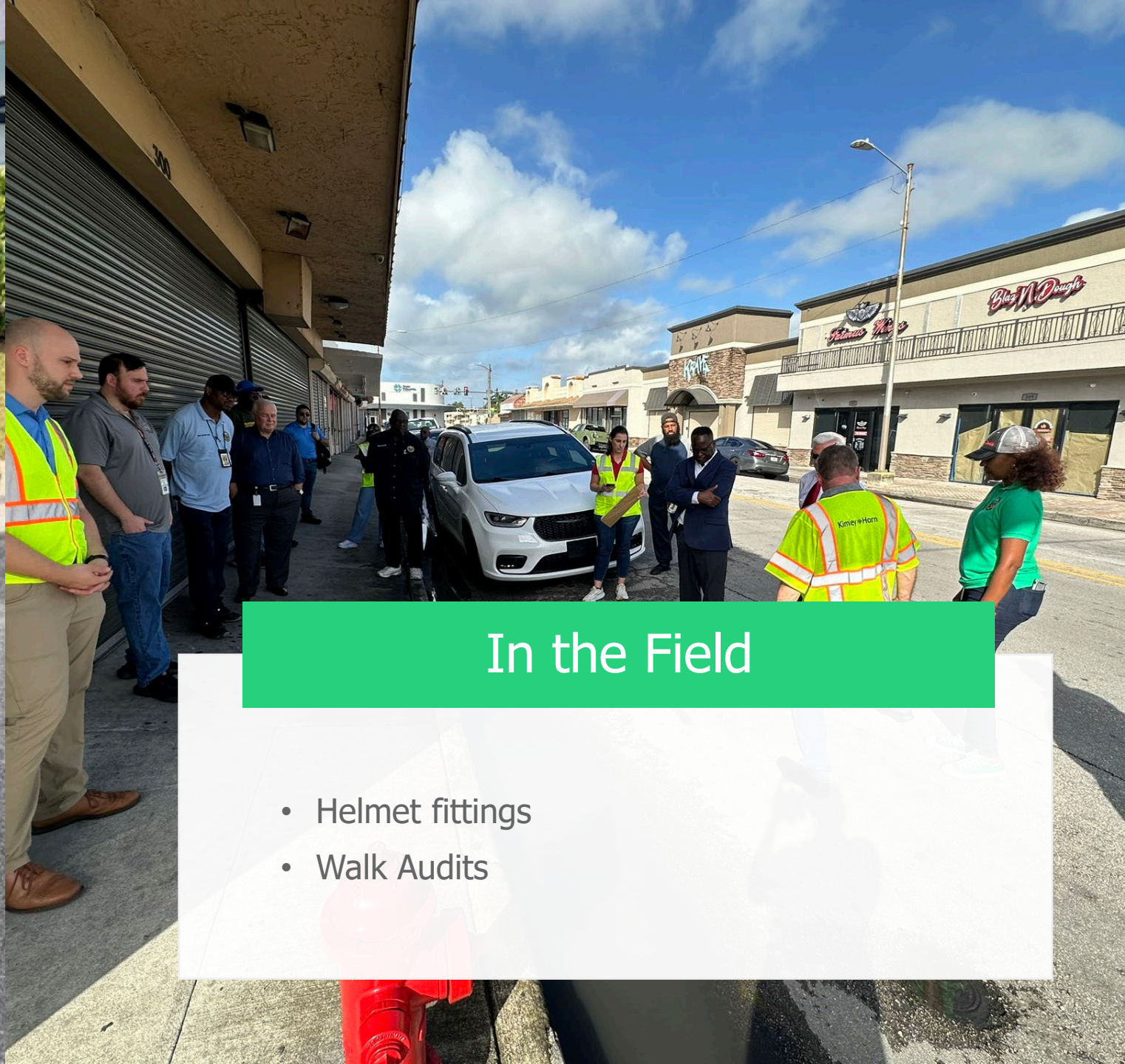


Motion to Adopt 2025 Safety Targets



Trainings & Bicycle Encouragement





In the Field

- Helmet fittings
- Walk Audits



Designing and Funding Projects

