



Aligning Transit and Mobility Opportunities around Major Activity Centers

February 20, 2024



ORANGE COUNTY CONVENTION CENTER

Luis Hernandez

Transportation Supervisor



FY 23-24 Q2 NOTABLE EVENTS



PGA
SHOW

MEGACON
ORLANDO

HIMSS 24

11-15 March | Orlando

GLOBAL HEALTH CONFERENCE & EXHIBITION

January 24-26, 2024

**30,000 est.
attendees**

**\$77 million
economic impact**

February 1-4, 2024

**160,000 est.
attendees**

**\$205.4 million
economic impact**

March 12-14, 2024

**43,000 est.
attendees**

**\$110.4 million
economic impact**






Corporate and Tradeshow Events

Impact

75% National / 25% In-State Business (2023)



Nearly 1.4 million corporate/tradeshow attendees (2023)

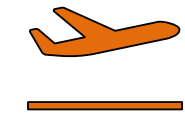


Total of \$2.7+ Billion in Economic Impact (2023)



Transit and Mobility Solutions

Airport-Centric Systems



Regional Commuter Rail



Direct Connectivity to Major Activity Centers



Last-Mile Solutions Within Activity Centers



Major Consumer and Sporting Events

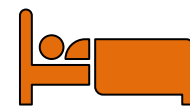


Impact

Local/Regional Drive-In Traffic



Unorganized Lodging



Largest Drivers of Event-Related Parking Needs

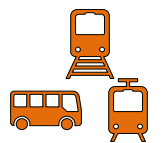


Transit and Mobility Solutions

Reliable Local Systems



Regional Rail with Last-Mile Connectivity



Centralized Parking Centers with Last Mile Solutions



Micro Mobility and Grade Separation for Peds



Transit Related Projects



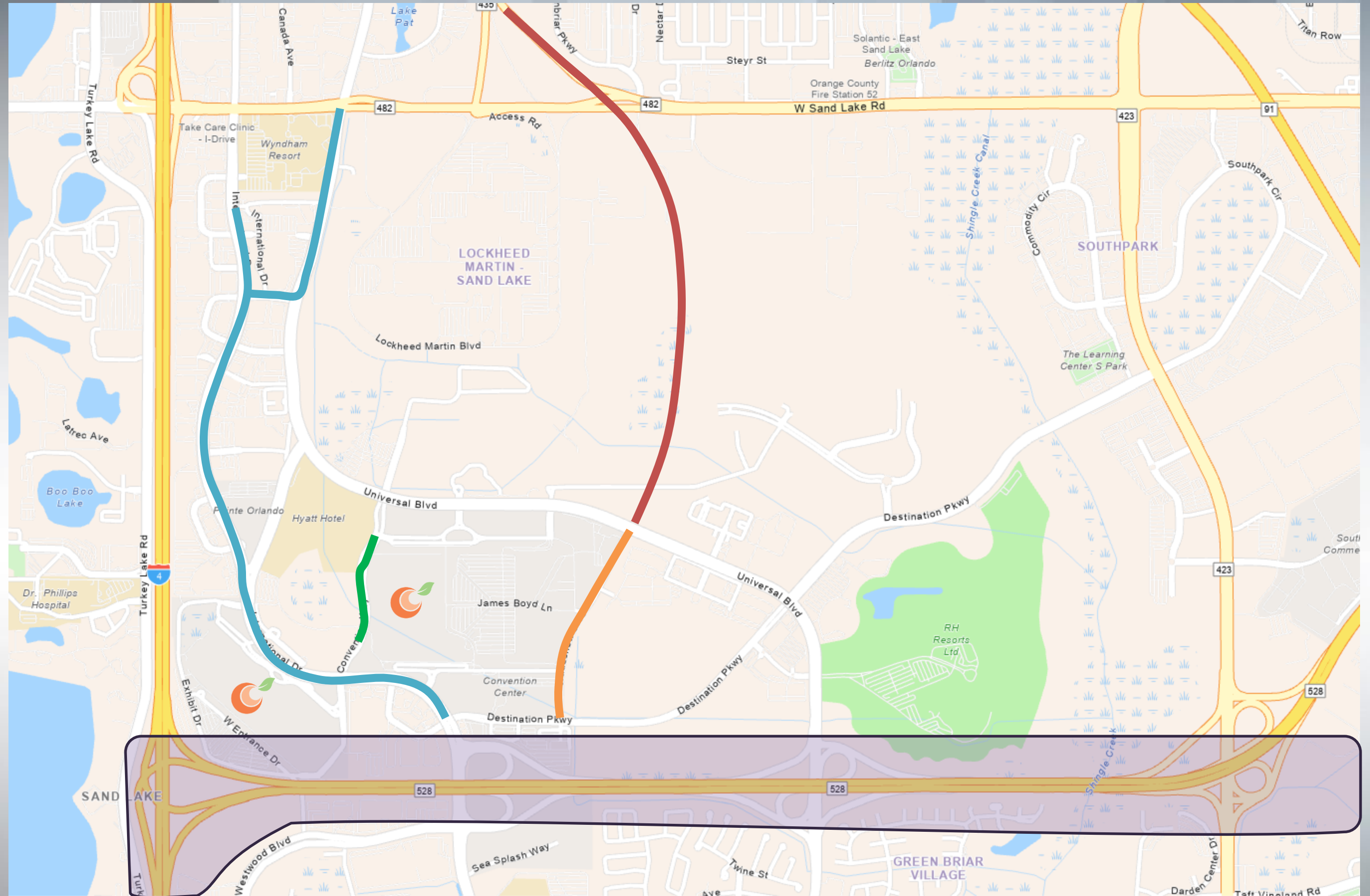
Kirkman Road Extension & BRT Lanes – Est 2024

Tradeshaw Road Widening & BRT Lanes – Est 2028

International Drive Transit Lanes – Est 2028

Convention Way Grand Concourse Est 2028

Sunshine Corridor TBD



Existing & Potential Transit



Existing I-Ride Trolley Service

Existing Lynx 8/42 Service

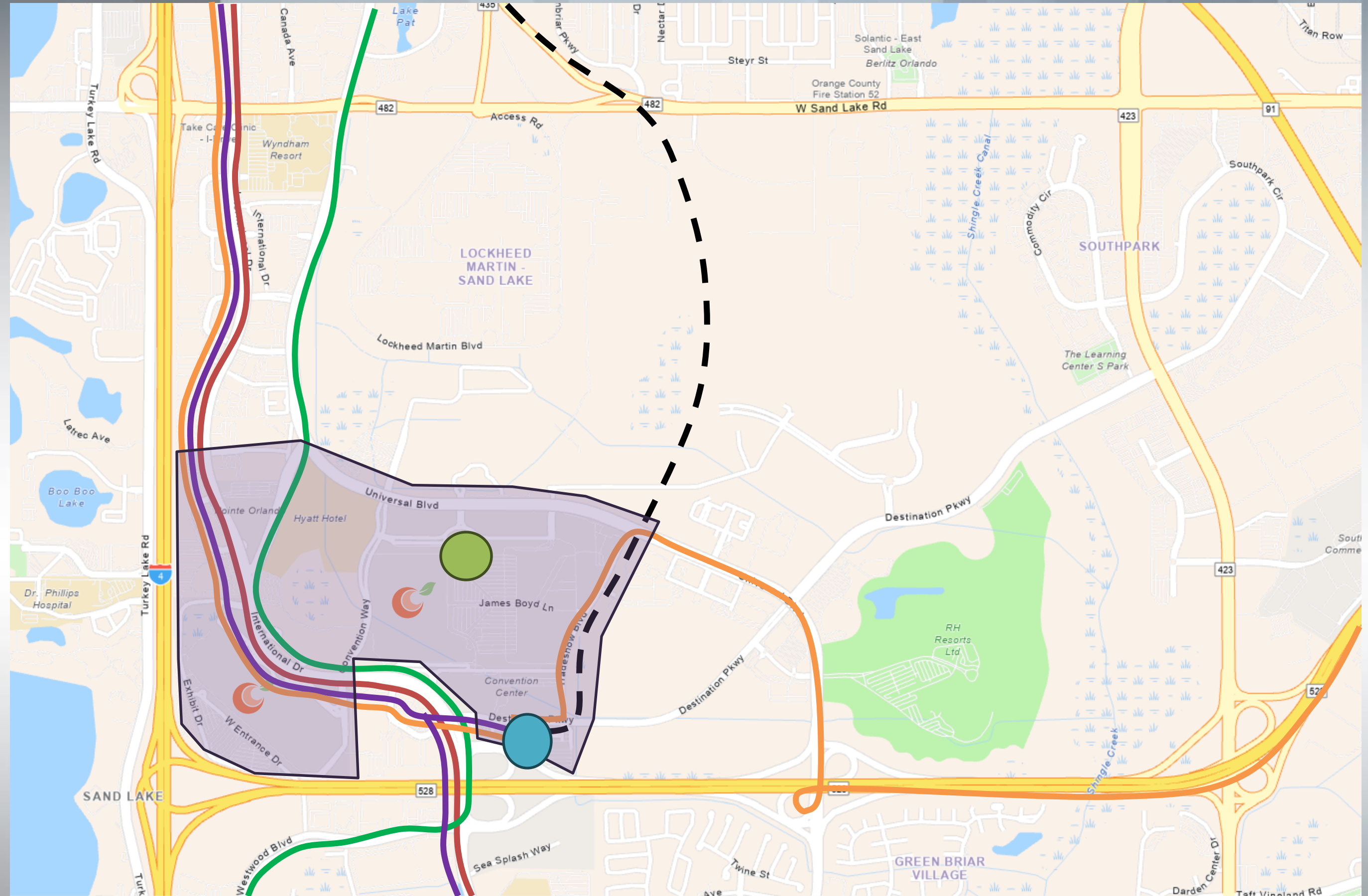
Existing Lynx 38/111 Service

Potential BRT Corridor

Autonomous Shuttle Feasibility Study

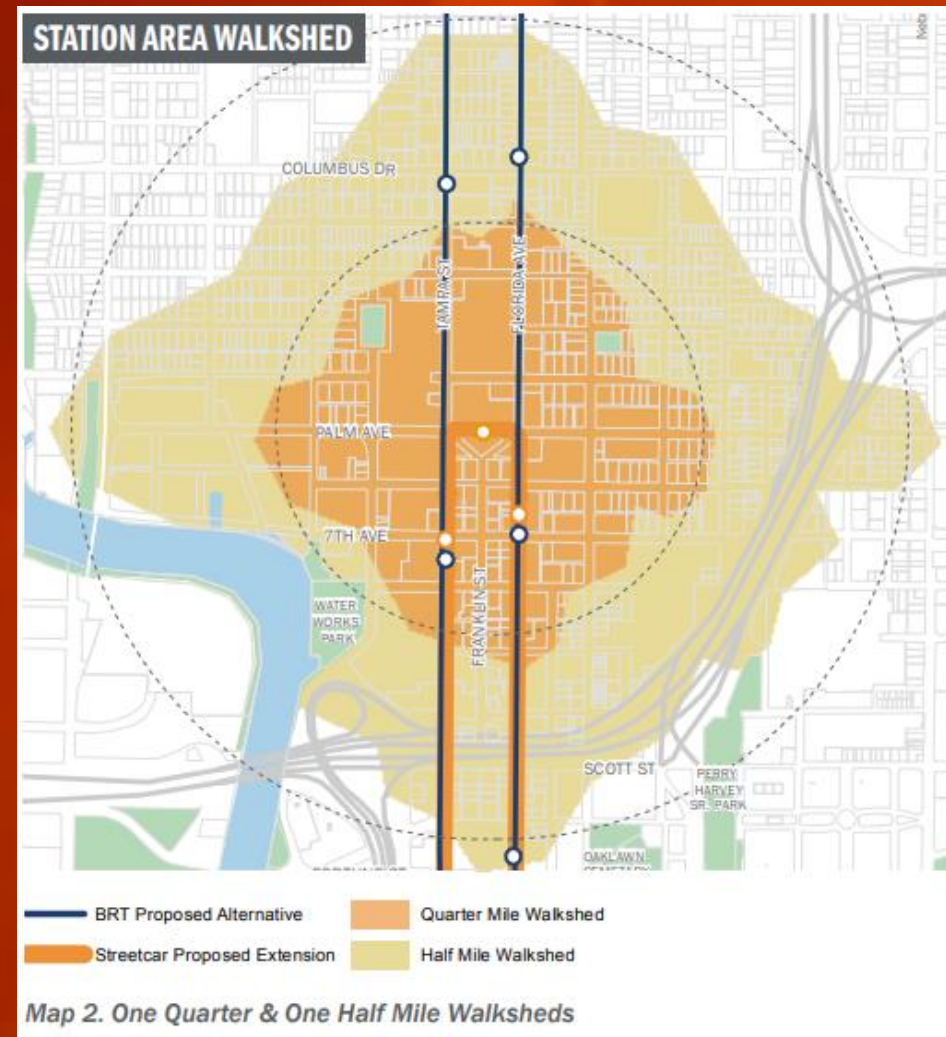
Potential Vertiport

Potential Rail Connection





Community Benefits



Economic and Equity

- Opportunities for TOD
- Potential reduction in parking reliance
- More consistent pricing over TNC and rideshare as well as other POV options

Safety and Quality of Life

- Reduction in traffic congestion
- Opportunities to reduce instances of impaired driving
- Possibility of road diets and walkable development



Considerations

Tailor to Needs

- Identify major activity drivers and their unique characteristics.
- Choose solutions appropriate for volume and scale.
- Identify unique opportunities and solutions to create equity within disadvantaged populations.

Path to Success

- Develop a long-term vision and framework for implementation.
- Identify meaningful projects and corridors from which to build success and public buy-in.
- Explore alternative delivery to spread financial burden and reward.



Tampa's TECO Streetcar Example



TECO Streetcar Facts (2023)

1.3 Million Passengers in FY 22-23

2.7 Mile Transit Line Servicing TCC,
Amalie Arena, Channel District and
Ybor City

Proposed Extension to Service
Riverwalk Activity Center

Why It's Successful

Fare Free

Operates 7 Days/Week

Reliable Schedule

Direct Connectivity to Activity
Drivers and Other Transit





THANK YOU!

