


VISION 2050



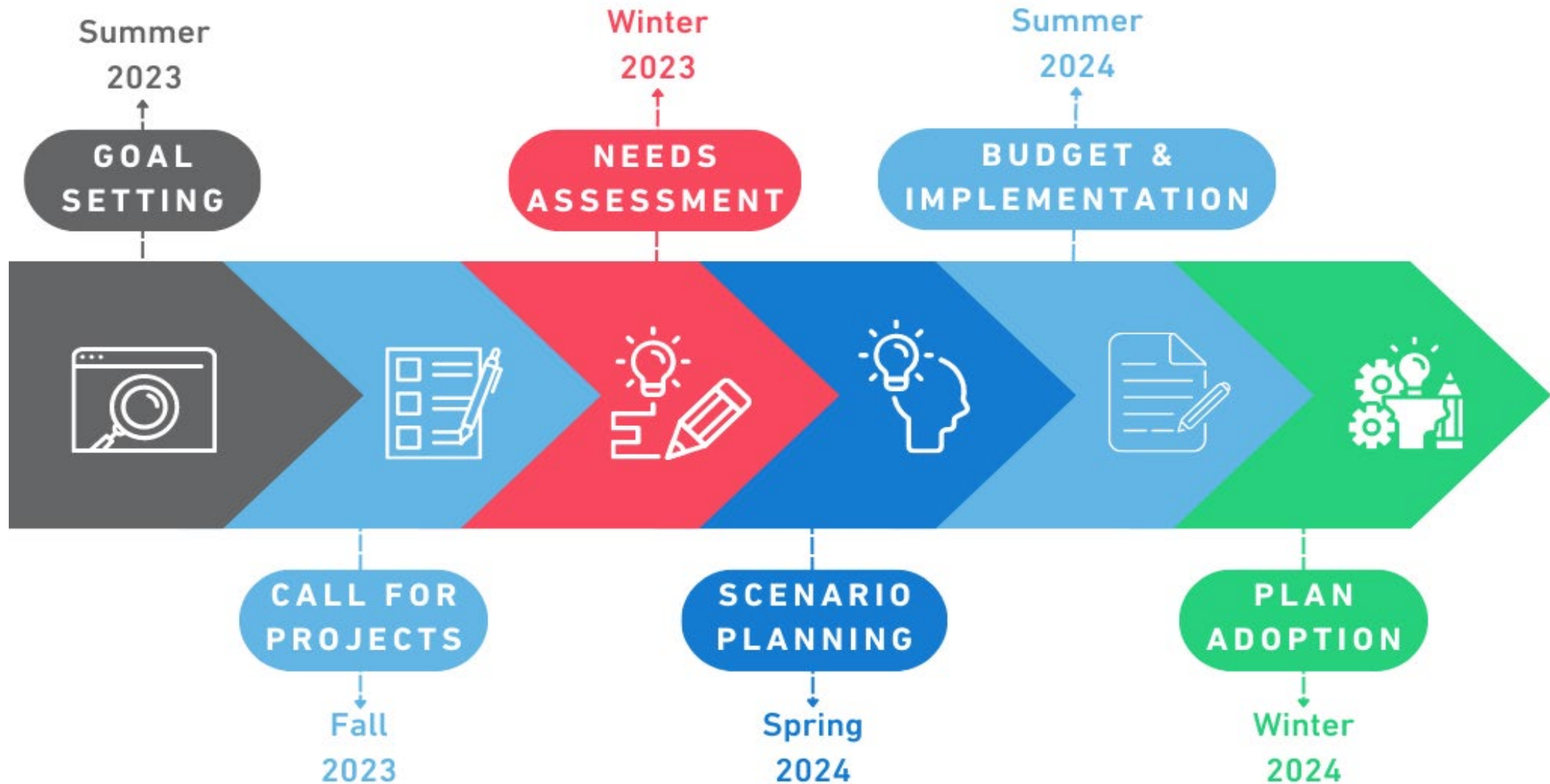
LONG RANGE TRANSPORTATION PLAN (LRTP)

The Purpose



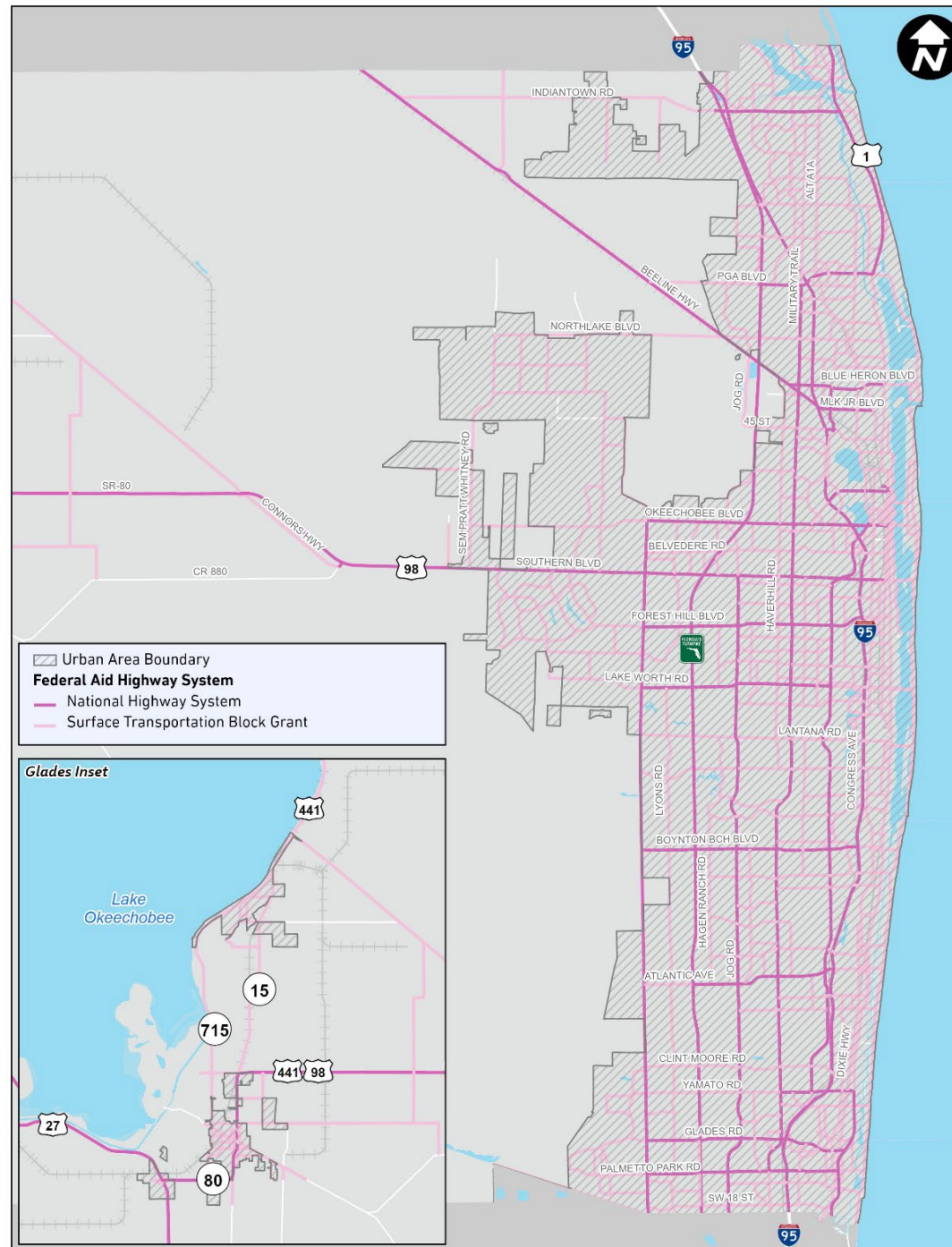


- ◆ TPA transportation vision to 2050
- ◆ Living document, major update every 5 years
- ◆ Meet federal/state requirements for urbanized area transportation planning process
- ◆ Guides federal and state transportation funding
- ◆ Pipeline for the TIP development

The Timeline



Urban Area Boundary and Federal Aid Network



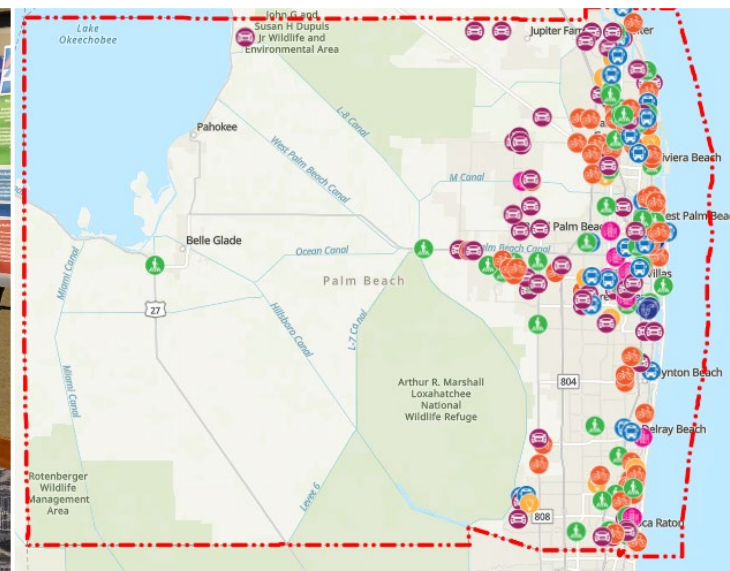
Public Outreach

Meetings

- 18 workshops
- Outreach presentations
- Stakeholder meetings - Project Submittals, Transit Vision & Land Use

Resources

- Online survey
- Statistically significant survey
- Public comment map
- Online project map



Survey Results

Top Priorities

	Random Sample Survey	TPA Survey
Providing more housing that is affordable	26%	24%
Managing the county's growth & development	11%	28%

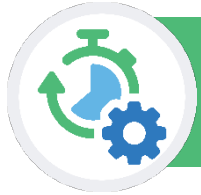
Highest Transportation Priorities

- 1 Addressing Traffic Congestion
- 2 Expanding service for people who are economically disadvantaged
- 3 Improving Traffic Safety

Goals, Objectives & Performance Measures



Safe



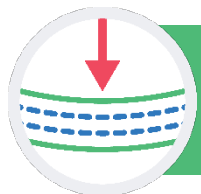
Efficient



Connected



Multimodal

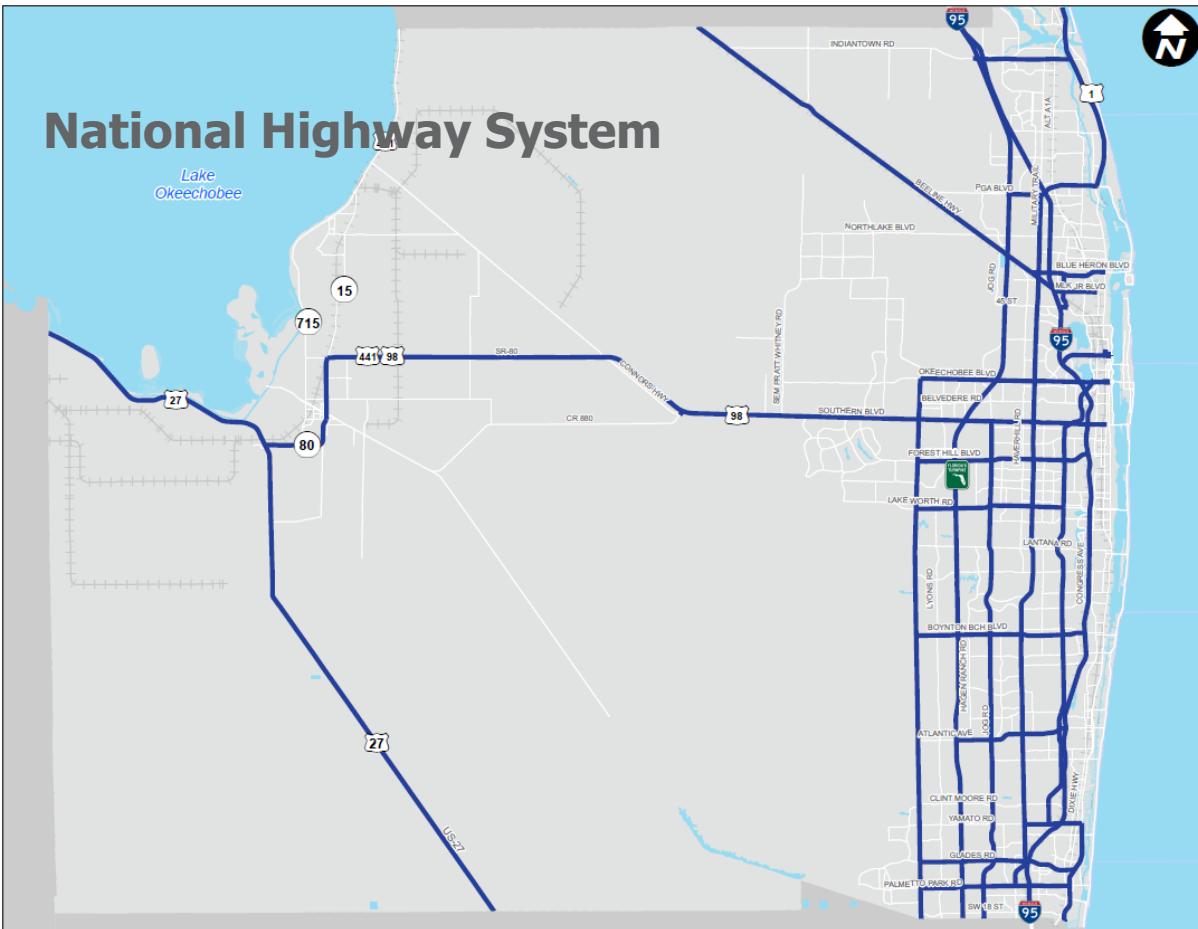


Resilient

Each Goal has specific Objectives, Federal Performance Measures, and TPA indicators that determine progress made towards achieving them.



Federal Performance Targets



Annual Targets

Targets every 4 years

Annual targets for providers, updated in LRTP

Updated Targets

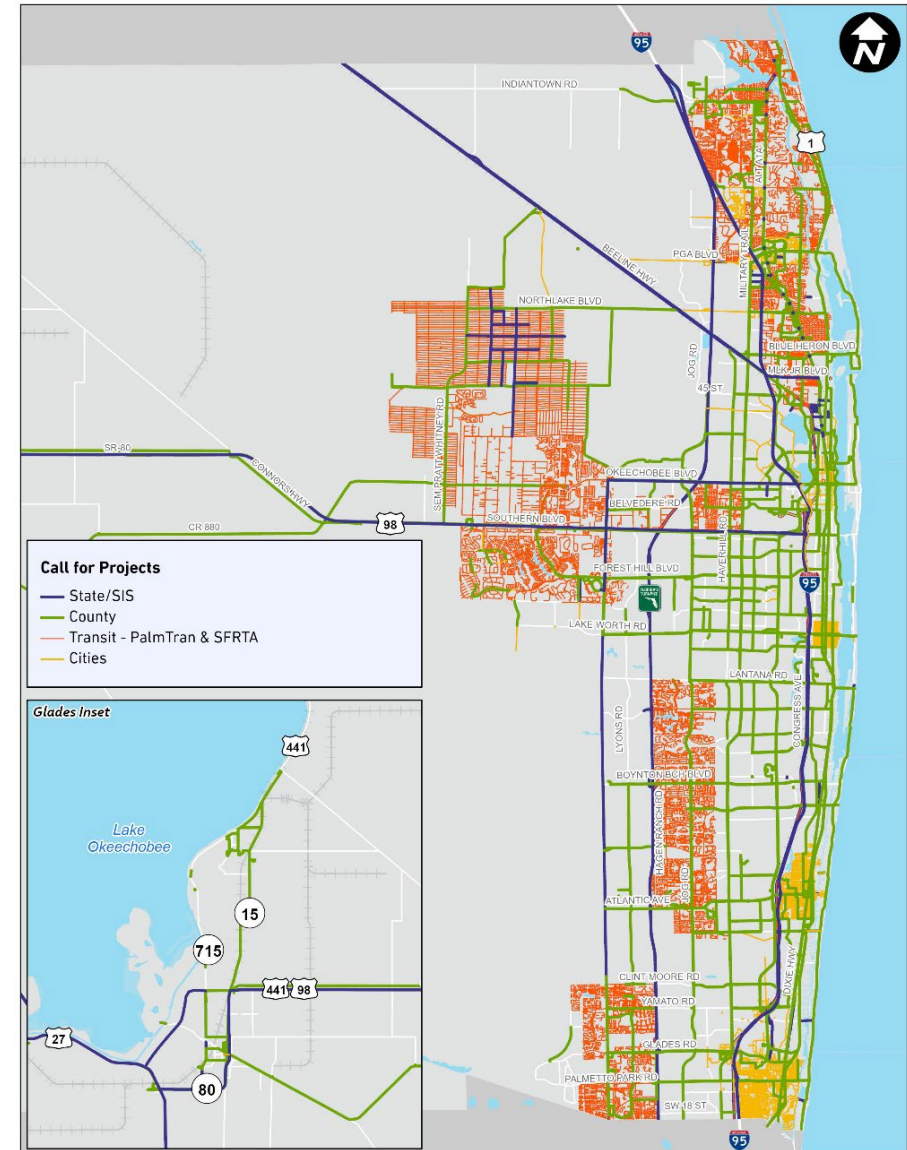
- % of NHS Bridges in Poor Condition
- % of Person-Miles traveled on the Interstate that are reliable
- % of Person-Miles traveled on the non-Interstate NHS that are reliable

Call For Projects

1370
projects submitted

County + local
submittals in
Call for Projects

- ◆ Encouraged local partners to submit projects
- ◆ Prioritized projects that align with Goals, Objectives, and Performance Measures

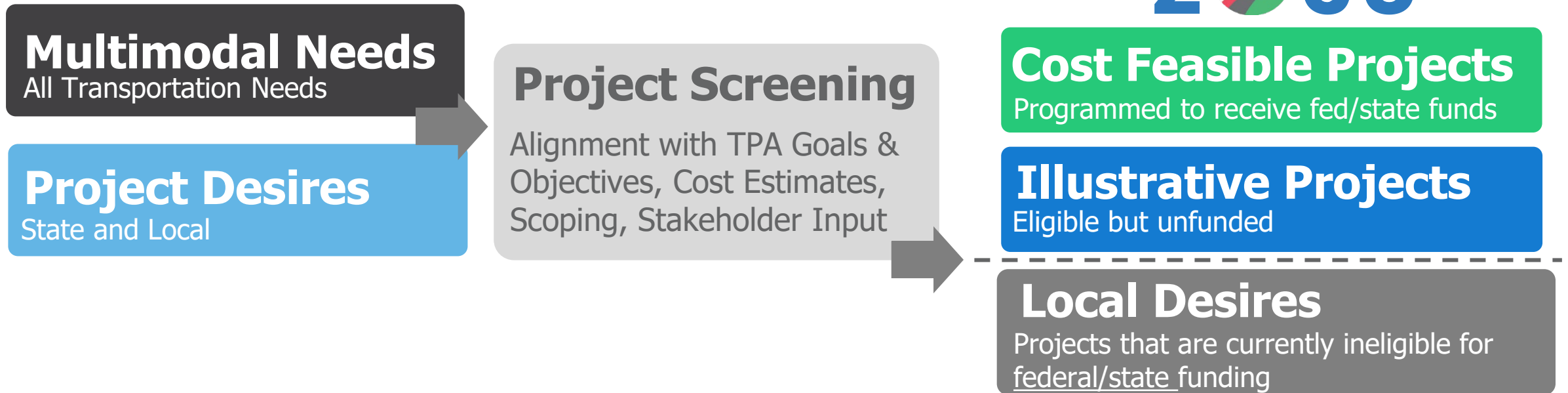


Needs Analysis



- ✓ Active Transportation
- ✓ Transit
- ✓ Road Capacity
- ✓ Freight
- ✓ Electric and Alternative Fuel
- ✓ Emerging Technology & Intelligent Transportation
- ✓ Operations & Maintenance
- ✓ Resilience

Prioritization Process



Revenue Projections

Funding Group (in millions)	2030	2031-2035	2036-2040	2041-2050	Total
TPA Program Estimates	38.96	205.27	208.08	418.77	871.08
SIS and Turnpike Estimates	9.61	681.12	1,308.86	621.5	2,621.09
State & Regional Discretionary Programs	93.01	497.97	513.20	1,040.43	2,144.61
FDOT Operations and Maintenance	120.26	542.00	561.88	1,142.06	2,366.20



LRTP Project Sections

Cost Feasible

Identified to be funded with fed/state funding (ex. TPA or Strategic Intermodal System (SIS) funding)

Includes Feasibility Studies

Illustrative

Unfunded TPA desires

May require other sources of funding (ex. O&M, discretionary grants)

May require additional evaluation

Other Local Desires

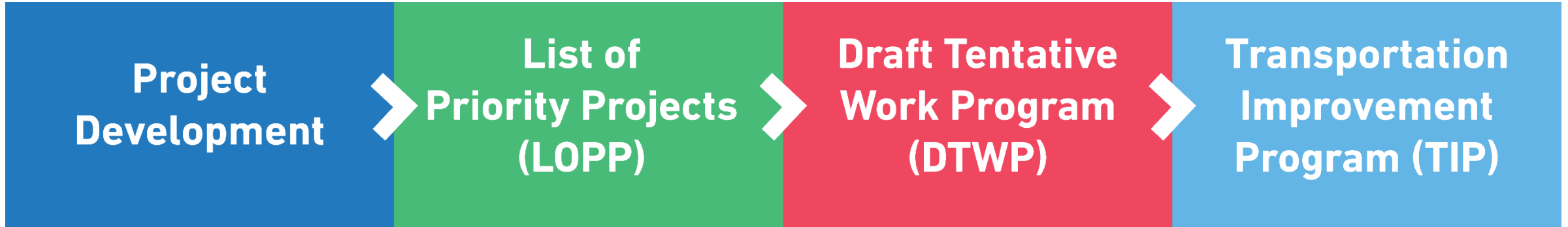
Additional local desires that are either not eligible for State / Federal funding or need to demonstrate planning consistency and or align with TPA / Federal goals.

New to Vision 2050



- ✓ Refined Active Transportation Network
- ✓ Mobility on Demand Zones
- ✓ Express Buses
- ✓ Short and long-term transit implementation strategies
- ✓ Intelligent Transportation w/ Transit Signal Priority
- ✓ Freight Activity Areas
- ✓ Electric and Alternative Fuel Corridors
- ✓ Local Complete Streets Projects
- ✓ Feasibility Studies (ex. Resiliency, Congestion, Complete Streets, Freight, Grade Separation)

From the LRTP to TIP



Projects are selected from the LRTP for advancement. Smaller projects are submitted by the TPA, FDOT, and local jurisdictions through the TPA's application process.

Projects are evaluated to determine feasibility.

The TPA adopts a List of Priority Projects, including both Major Projects and small-scale Transportation Alternatives.

The TPA submits the LOPP to FDOT for review and inclusion into the Work Program.

FDOT provides a draft of the Work Program for TPA review.

The TPA reviews the status of TPA Priority Projects, FDOT Strategic Intermodal System projects, and other projects of significance.

FDOT provides a final version of the Work Program to the TPA to build the TIP. The TPA adopts the TIP and transmits it to FDOT, FHWA and FTA.

- Transportation Alternatives Program – Annual Call for Projects
- Amendments to Cost Feasible Plan & Illustrative List as Needed

Upcoming Dates



Oct. 2 & 3 – Committee Presentations

Oct. 10 – Governing Board Presentation

Oct. 10 at 2:00 PM – Workshop

Oct. 11 at 10:00 AM – Virtual Workshop

Oct. 25 – Final Draft available for Review

Dec. 4 & 5 – Recommendation by Committees

Dec. 12 – Governing Board Adoption

VISION
2050

PalmBeachTPA.org/LRTP

