

# Pedestrian & Bicycle Quarterly + Annual Crash Analysis

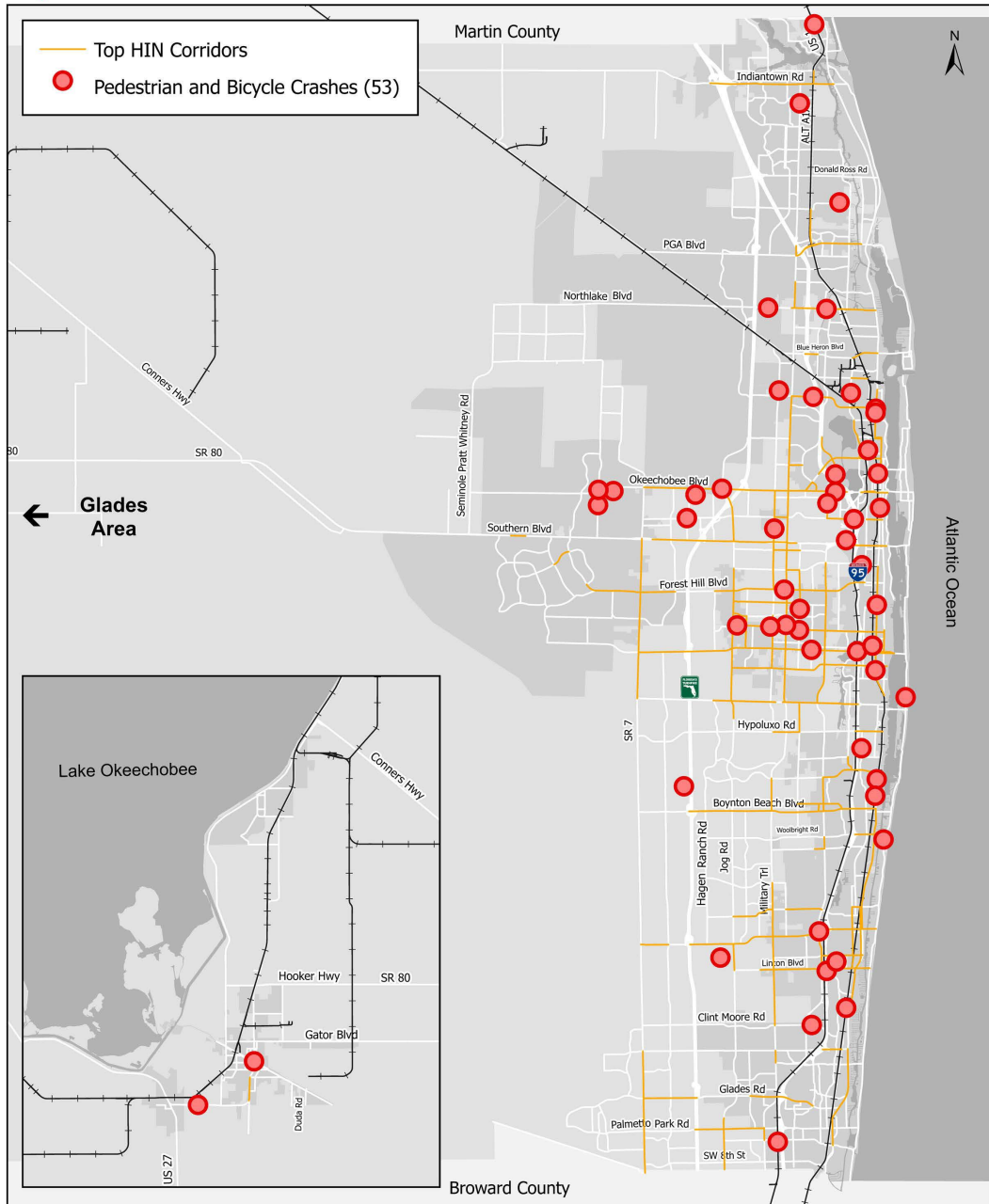
Q4 and 2024

# Why Quarterly Reviews of Ped/Bike Crashes?

- Implements TPA Vision Zero Action Plan
- Quarterly review promotes discussion and urgency
- Accumulated data reveals trends and countermeasures



### Crashes on the High Injury Network within Palm Beach County



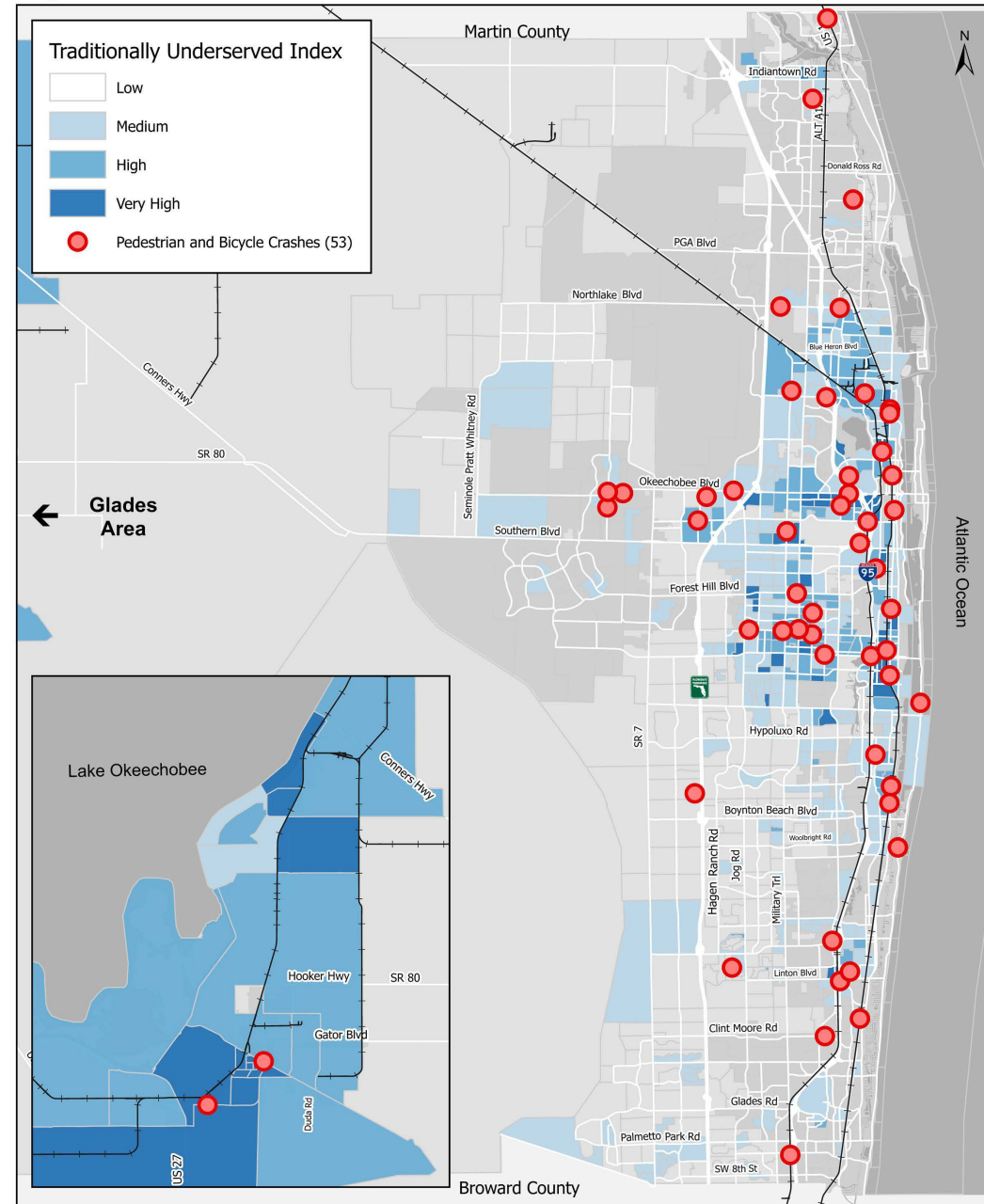
# Q4

**39%**  
of the mapped  
crashes were on  
the High Injury  
Network (HIN).

**56%**  
of crashes  
occurred at mid-  
block locations

**66%**  
of crashes were  
in the medium to  
very high range  
of the TPA's TUI.

### Crashes on the Traditionally Underserved Index



# Crashes by Emphasis Area

## Roadway Conditions

69%

Of **pedestrian** crashes occurred midblock.



85%


Of the crashes were on roads with posted speed limits of 35 mph or above.



## Human Behavior

**Impaired, Distracted, and Speeding & Aggressive Driving**

Contributed to a total of 4 crashes this quarter.



## Socioeconomic Conditions

**Aging drivers** continues as the leading age characteristic with most crashes (13%).





# TPA Q4 2024 Reporting

## Mobility Vision Workshops



## Mobility Week Bike Ride



## Dillman Trail Ribbon Cutting



### RESOLUTION

129-2023

1  
2 A RESOLUTION OF THE CITY OF BOCA RATON  
3 ADOPTING A COMPLETE STREETS POLICY AND  
4 INITIATING THE PROCESS OF DEVELOPING  
5 GUIDELINES AND PROCEDURES RELATING TO A  
6 COMPLETE STREETS PROGRAM; PROVIDING FOR  
7 SEVERABILITY; PROVIDING FOR REPEALER;  
8 PROVIDING AN EFFECTIVE DATE

9  
10 WHEREAS, Complete Streets is an aspirational transportation philosophy that  
11 calls for streets to be constructed and operated in a way that encourages safe, equitable,  
12 and convenient access along and across streets for all users; and

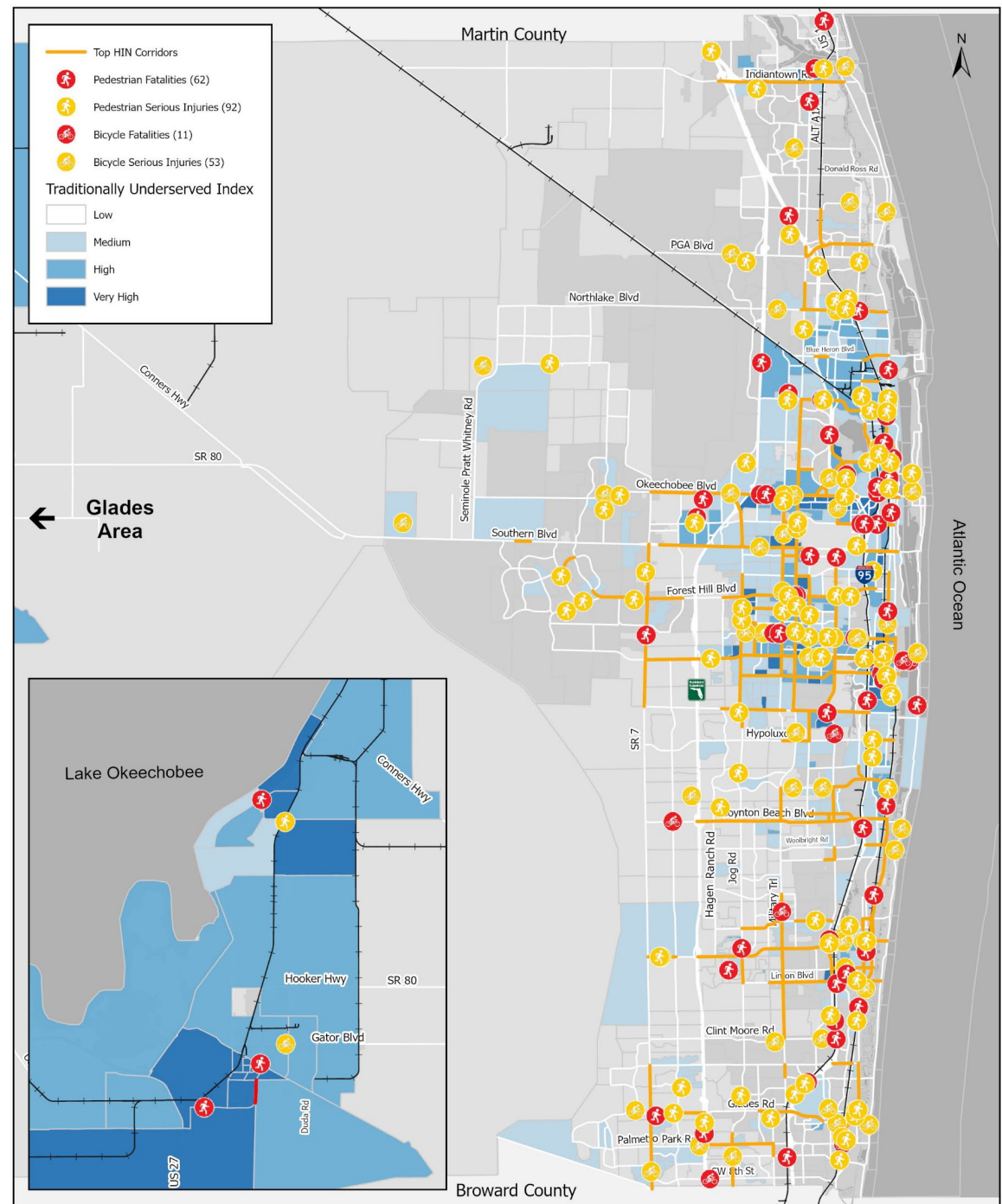
13 WHEREAS, Complete Streets aligns with the City of Boca Raton's Strategic  
14 Priority of improving "Mobility and Connectivity" aimed at delivering the goal of providing  
15 world-class municipal services; and

16 WHEREAS, Complete Streets are planned, designed, constructed, operated,  
17 and maintained with a focus on safely accommodating people of all ages and abilities,



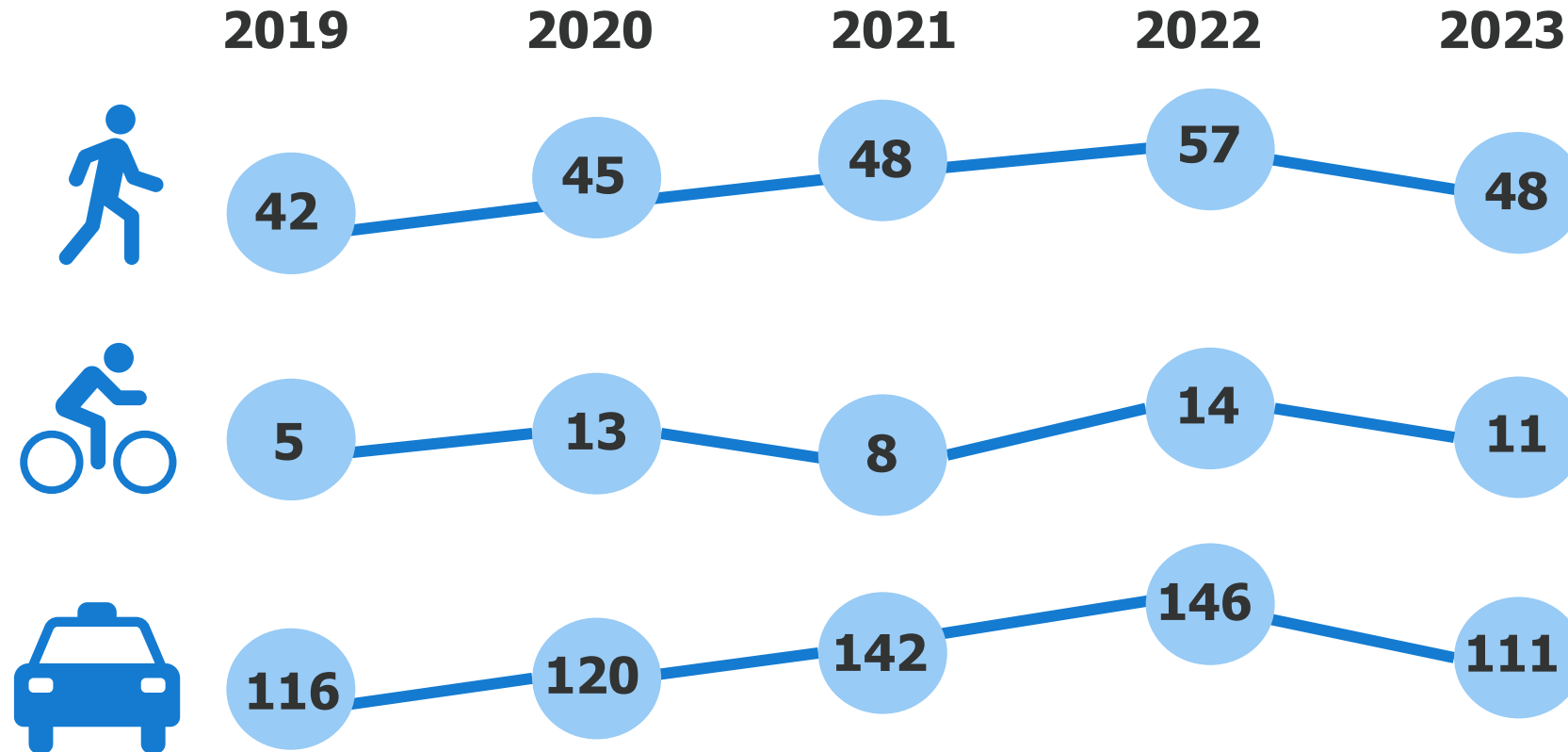
# 2023 Pedestrian and Bicycle Crash Analysis Summary

# 2023 Pedestrian and Bicycle Summary Crashes



# 5-Year Fatal Crashes

## Traffic-Related Fatal Crashes in PBC





# 5-Year Average Takeaways (2019-2023)

**58**

people walking or bicycling killed on average (up from 47)

**196**

people killed annually on roadways across Palm Beach County (up from 157)

**57**

bicycle related serious injuries on (down from 63)

Launch of a new Crash Reporting Dashboard and new Walk Bike Audit process!



# Questions?

Valentina Facuse, TPA Ped-Bike Coordinator

[VFacuse@PalmBeachTPA.org](mailto:VFacuse@PalmBeachTPA.org)