



**PALM BEACH**  
Transportation  
Planning Agency

**TPA Governing Board**

October 2024

# VISION 2050



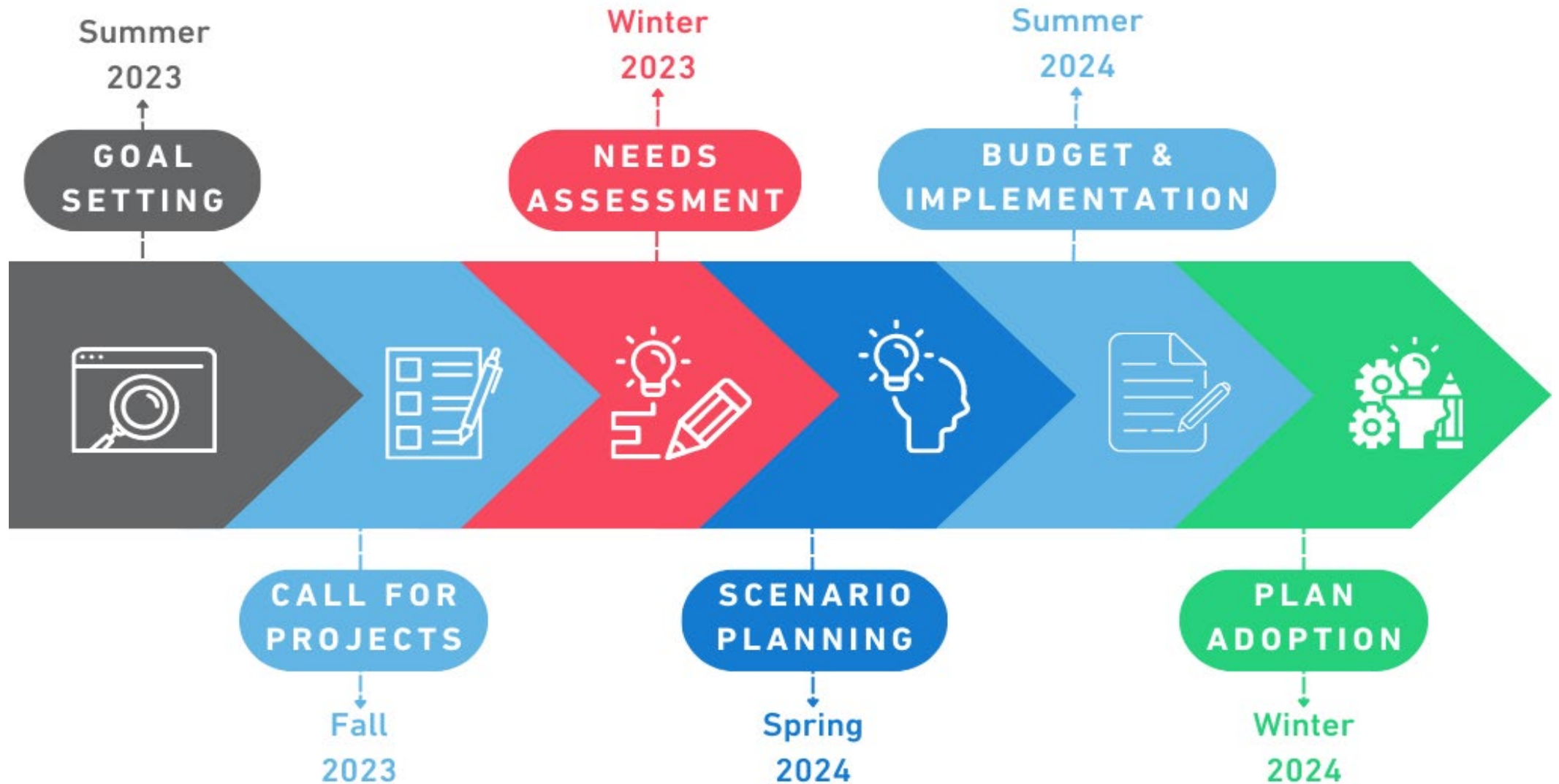
**LONG RANGE TRANSPORTATION PLAN (LRTP)**

# LRTP Purpose



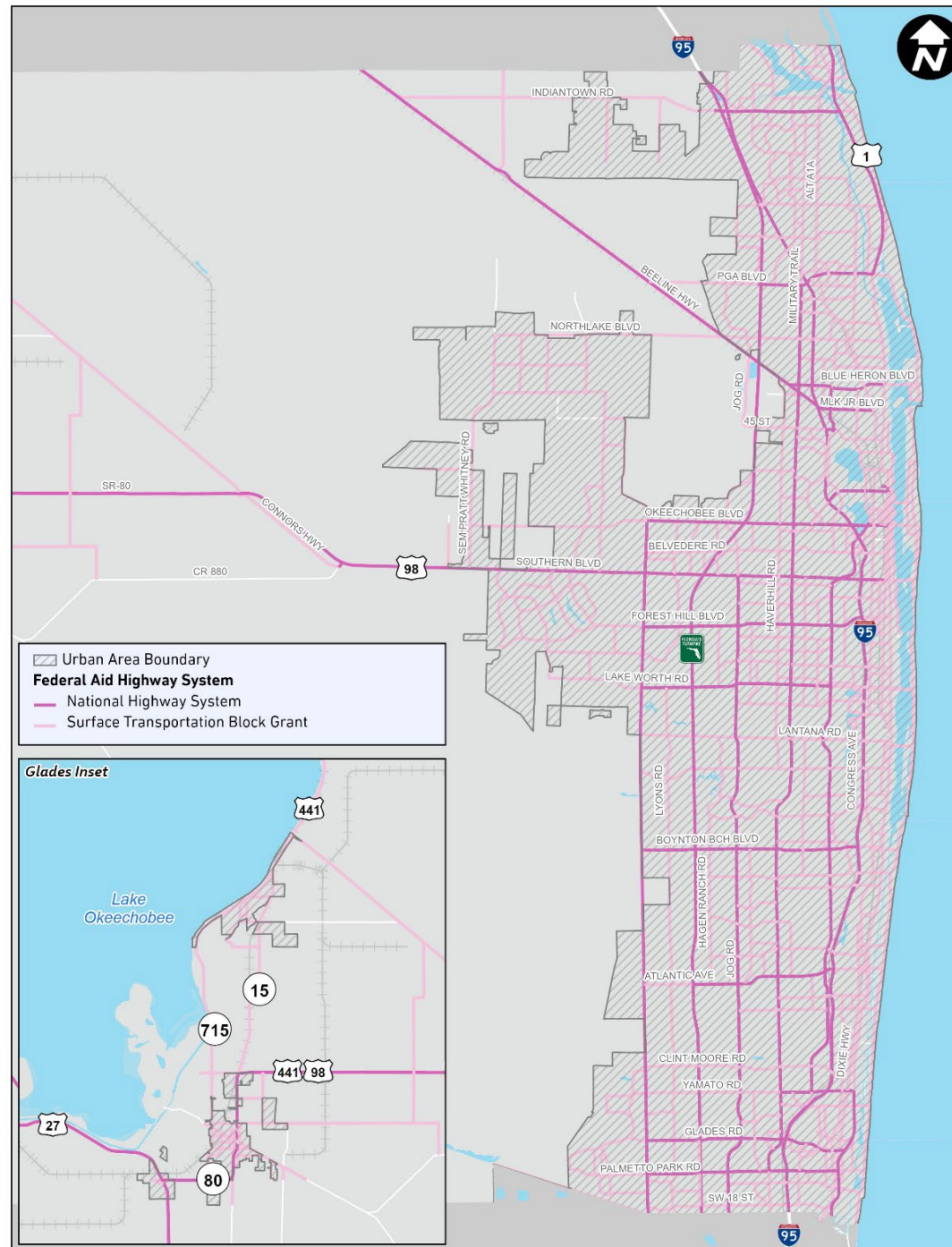


- ◆ TPA transportation vision to 2050
- ◆ Living document, major update every 5 years
- ◆ Meet federal/state requirements for urbanized area transportation planning process
- ◆ Guides federal and state transportation funding
- ◆ Pipeline for the TIP development

# Timeline



# Urban Area Boundary and Federal Aid Network





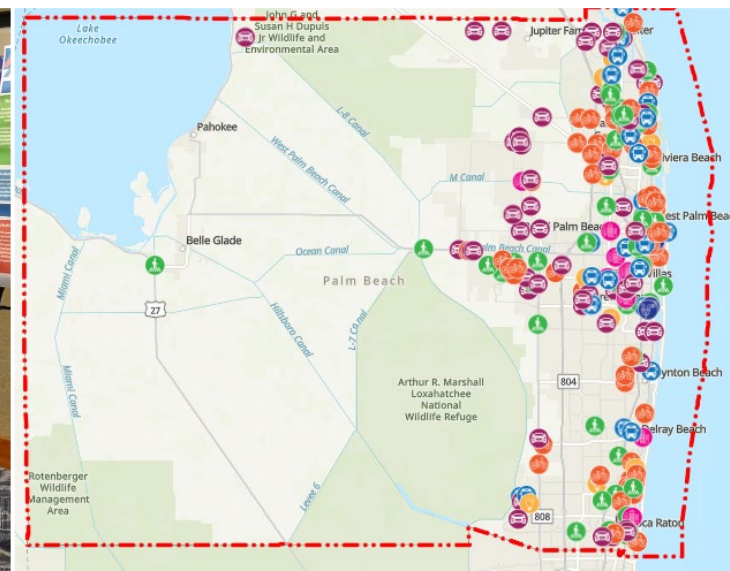
# Public Outreach

## Meetings

- 18 workshops
- Outreach presentations
- Stakeholder meetings - Project Submittals, Transit Vision & Land Use

## Resources

- Online survey
- Statistically significant survey
- Public comment map
- Online project map



# Survey Results

## Top Priorities

	Random Sample Survey	TPA Survey
Providing more housing that is affordable	26%	24%
Managing the county's growth & development	11%	28%

## Highest Transportation Priorities

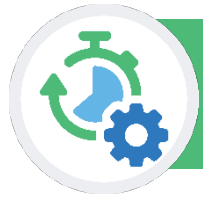
- 1 Addressing Traffic Congestion
- 2 Expanding service for people who are economically disadvantaged
- 3 Improving Traffic Safety



# Goals, Objectives & Performance Measures



**Safe**



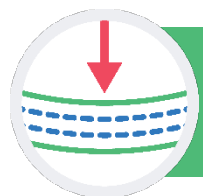
**Efficient**



**Connected**



**Multimodal**

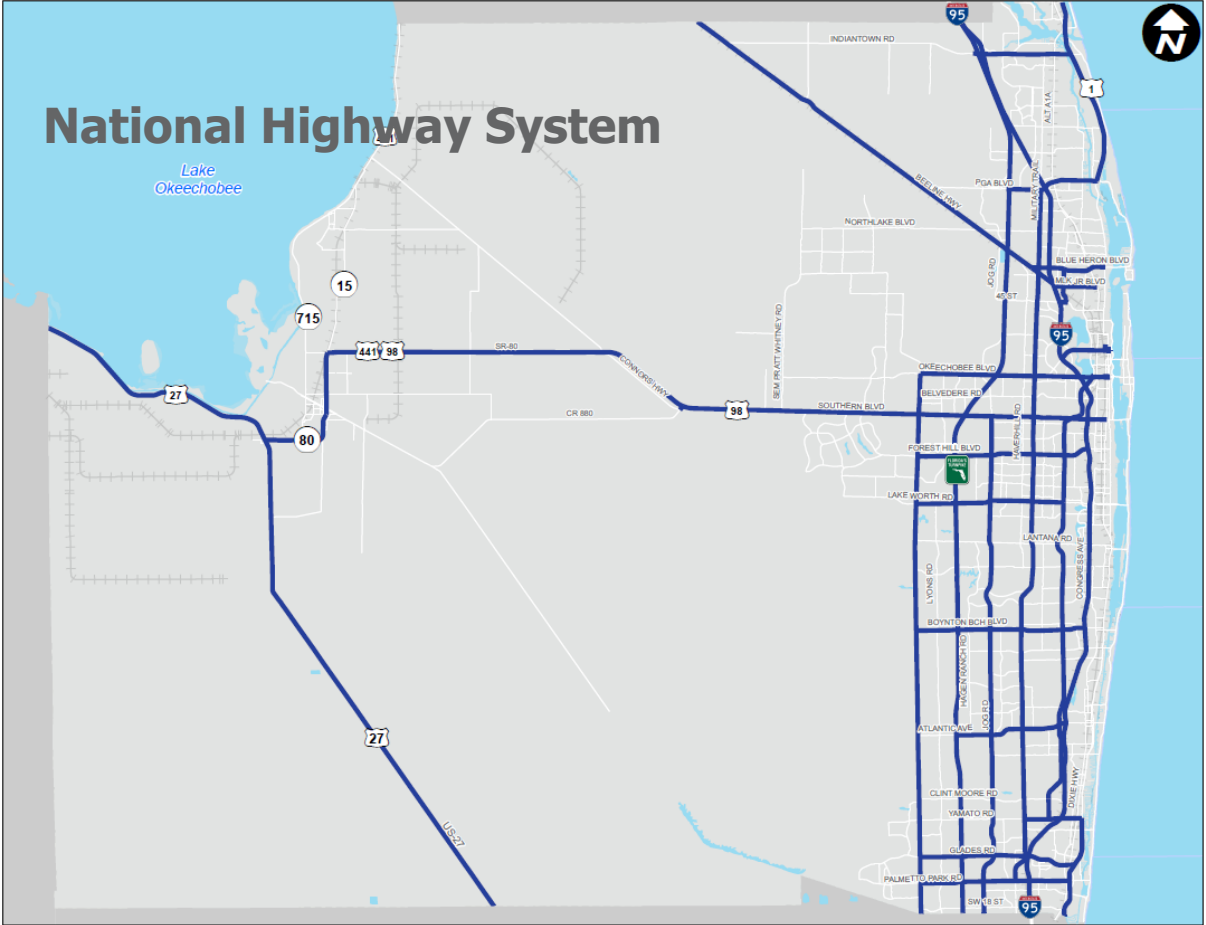


**Resilient**

Each Goal has specific Objectives, Federal Performance Measures, and TPA indicators that determine progress made towards achieving them.



# Federal Performance Targets



**Annual Targets**

**Targets every 4 years**

**Annual targets for providers, updated in LRTP**

## Updated Targets

- % of NHS Bridges in Poor Condition
- % of Person-Miles traveled on the Interstate that are reliable
- % of Person-Miles traveled on the non-Interstate NHS that are reliable



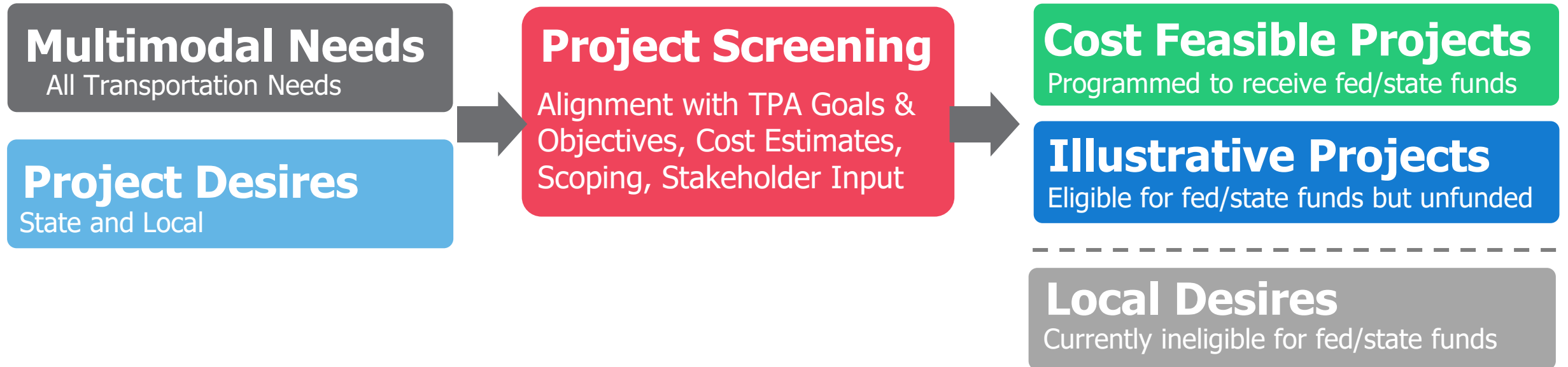


# Needs Analysis



- ✓ Active Transportation
- ✓ Transit
- ✓ Road Capacity
- ✓ Freight
- ✓ Electric and Alternative Fuel
- ✓ Emerging Technology & Intelligent Transportation
- ✓ Operations & Maintenance
- ✓ Resilience

# Prioritization Process



# Revenue Projections

in millions (\$1,000,000s)

Funding Group	2025 – 2029 (TIP)	2030 – 2035	2036 – 2040	2041 – 2050	2030 – 2050 Total
TPA Program Estimates	\$435	\$244	\$208	\$419	<b>\$871</b>
SIS and Turnpike Estimates	\$1,629	\$1,028	\$286	\$2.85	<b>\$2,622</b>
State & Regional Discretionary Programs	-	\$591	\$513	\$1,040	<b>\$2,145</b>
FDOT Operations and Maintenance	\$606	\$662	\$562	\$1,142	<b>\$2,366</b>



**FEDERAL HIGHWAY TRUST FUND**



**STATE TRANSPORTATION TRUST FUND**



**LOCAL FUNDS**



# LRTP Project Sections

## Cost Feasible

Identified to be funded with fed/state funding (ex. TPA or Strategic Intermodal System (SIS) funding)

Includes Feasibility Studies

## Illustrative

Unfunded TPA desires

May require other sources of funding (ex. O&M, discretionary grants)

May require additional evaluation

## Other Local Desires

Additional local desires that are either not eligible for State / Federal funding or need to demonstrate planning consistency and or align with TPA / Federal goals

# New to Vision 2050



- ✓ Refined Active Transportation Network
- ✓ Local Complete Streets Projects
- ✓ Short and long-term transit implementation strategies
- ✓ Mobility on Demand Zones
- ✓ Express Buses
- ✓ Intelligent Transportation w/ Transit Signal Priority
- ✓ Freight Activity Areas
- ✓ Electric and Alternative Fuel Corridors
- ✓ Feasibility Studies (ex. Resiliency, Congestion, Complete Streets, Freight, Grade Separation)

# From Concept to Implementation



# Upcoming Dates



- ✓ Oct. 31 – Governing Board Presentation
- ✓ Nov. 1 to 27 – Staff Available to Meet
- ✓ Dec. 4 & 5 – Committee Recommendations
- ✓ Dec. 12 – Governing Board Adoption



# VISION 2050

[PalmBeachTPA.org/LRTP](http://PalmBeachTPA.org/LRTP)

