



CITIZEN'S ADVISORY COMMITTEE (CAC) AGENDA

DATE: **Wednesday, May 3, 2023**
TIME: **1:30 p.m.**
PLACE: **301 Datura Street, West Palm Beach, FL 33401**

To promote awareness of multimodal options for in-person attendance, a map of transportation facilities and services around the TPA Office is provided on page 3.

Members of the public can [join the meeting](#) in person or virtually.

For assistance joining the virtual meeting, call 561-725-0800 or e-mail info@PalmBeachTPA.org.

1. REGULAR ITEMS

- A. Call to Order and Pledge of Allegiance
- B. Roll Call
- C. Modifications to the Agenda
- D. MOTION TO APPROVE Minutes for March 1, 2023
- E. General Public Comments and Public Comments on Agenda Items

Members of the public are invited to offer general comments and/or comments or questions on specific agenda items as follows:

- A written document, comment and/or question may be submitted at PalmBeachTPA.org/Comment-Form at any time prior to the commencement of the relevant agenda item.
- A verbal comment may be provided by a virtual attendee using the raise hand feature in the Zoom platform.
- A verbal comment may be provided by an in-person attendee submitting a comment card available at the welcome table.

Note that the Chair may limit comments to 3 minutes or less depending on meeting attendance.

- F. Comments from the Chair and Member Comments
- G. CAC Liaison's Report

2. ACTION ITEMS

There are no action items included on this agenda.

3. INFORMATION ITEMS

A. Draft Fiscal Year (FY) 2024 – 2028 Transportation Improvement Program (TIP)

The TIP is the five-year funding program for transportation projects in Palm Beach County. This program was developed in collaboration with the Florida Department of Transportation (FDOT) and various local agencies and includes transportation projects funded by federal, state, and local sources for all modes of transportation. The TIP reflects revenue expectations for the next five fiscal years and programs projects by phase, year, and funding source.

This is the first review of the TIP. The final recommendation for adoption will occur June 7, 2023 with final adoption by the TPA Governing Board on June 15, 2023.

The draft executive summary for the FY 2024-2028 TIP is attached. The full TIP document and appendices can be viewed at PalmBeachTPA.org/TIP.

4. ADMINISTRATIVE ITEMS

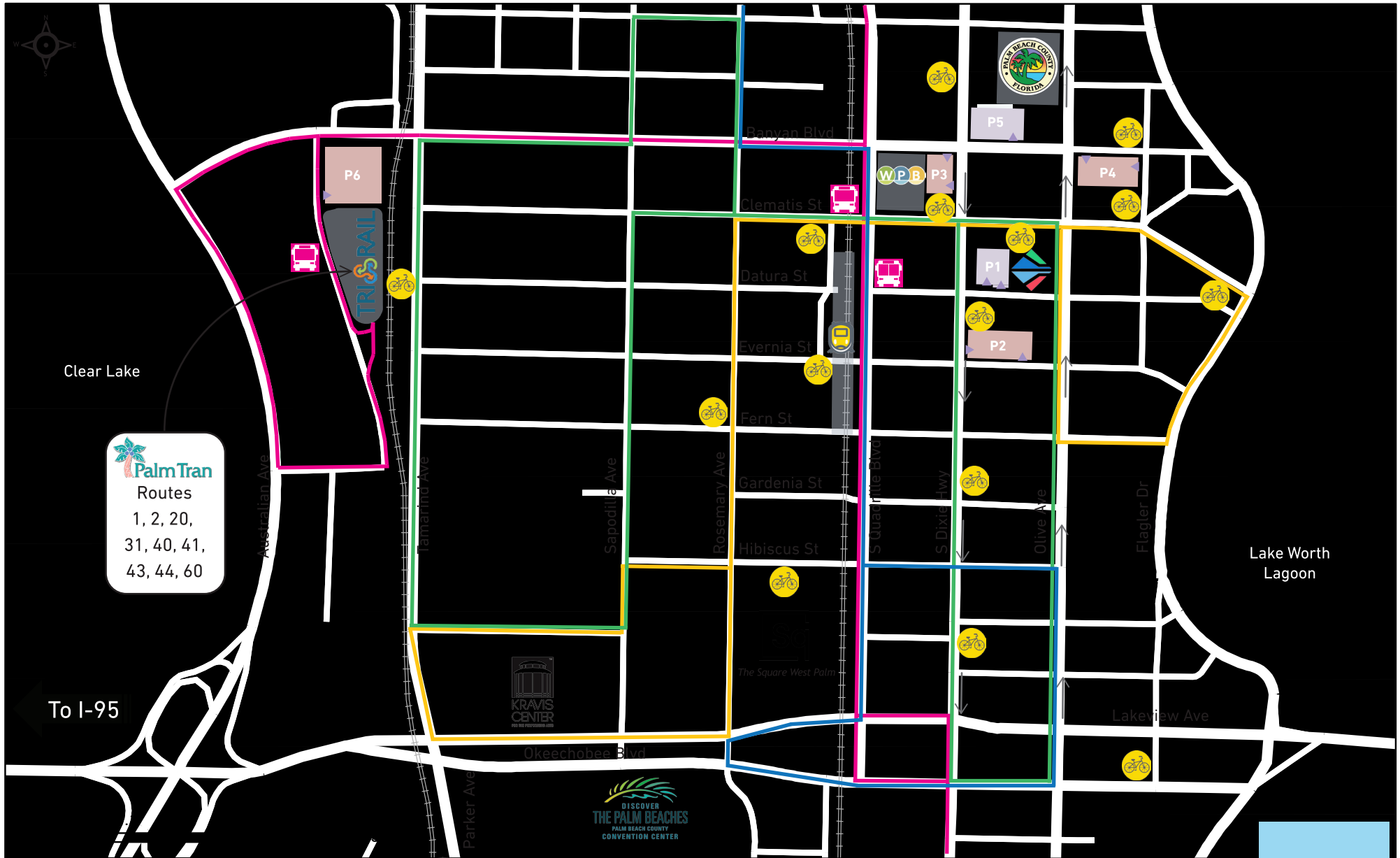
- A. Governing Board Summary Points – March 16, 2023 and April 20, 2023
- B. FDOT Scheduling Report – April 2023
- C. Public Involvement Activity Report (PIAR) – February and March 2023
- D. Next Meeting – **June 7, 2023**
- E. Adjournment

NOTICE

In accordance with Section 286.0105, *F.S.*, if a person decides to appeal any decision made by the board, agency, or commission with respect to any matter considered at such meeting or hearing, they will need a record of the proceedings, and that, for such purposes, they may need to ensure that a verbatim record of the proceedings is made, which record includes the testimony and evidence upon which the appeal is to be based.

Public participation is solicited without regard to race, color, national origin, age, sex, religion, disability or family status. Persons who require special accommodations under the Americans with Disabilities Act or persons who require translation services for a meeting (free of charge) should contact Melissa Murray at 561-725-0813 or MMurray@PalmBeachTPA.org at least five (5) business days in advance. Hearing impaired individuals are requested to telephone the Florida Relay System at #711.

Se solicita La participación del público, sin importar la raza, color, nacionalidad, edad, sexo, religión, incapacidad o estado familiar. Personas que requieran facilidades especiales bajo el Acta de Americanos con Discapacidad (Americans with Disabilities Act) o personas que requieren servicios de traducción (sin cargo alguno) deben contactar a Melissa Murray al teléfono 561-725-0813 o MMurray@PalmBeachTPA.org por lo menos cinco días antes de la reunión. Si tiene problemas de audición, llamar al teléfono 711.



Palm Tran
Routes
1, 2, 20,
31, 40, 41,
43, 44, 60

TPA Office Location

Public Parking

Private Parking

*Metered on-street parking available citywide (free with Handicap placard up to 4 hours)

Palm Tran
PalmTran.org
 Palm Tran Bus Stop
 Palm Tran Route 1
 TRI & RAIL
Tri-Rail.com

WEST PALM BEACH
DowntownWPB.com
 Yellow Trolley
 Green Trolley
 Blue Trolley

brightline
GoBrightline.com
 Brightline Station
 BrightBike Station

CIRCUIT
Free on-demand rides around
West Palm Beach & Palm Beach
7 days a week. Download the
app to ride.
 Download on the
App Store GET IT ON
Google Play

CHAIR

Uyen Dang

Nominated by the City of Boca Raton

VACANT

Nominated by the City of Belle Glade

Ryan Rossi

Nominated by the City of Boca Raton

Lily-Charlotte Landstrom

Nominated by the City of Boynton Beach

Aquannette Tyson Thomas

Nominated by the City of Greenacres

Kate Layton

Nominated by the Town of Jupiter

VACANT

Nominated by the City of Lake Worth Beach

James Garvin

Nominated by the City of Palm Beach Gardens

Marc Bruner

Nominated by the Village of Palm Springs

Ramona Bean

Nominated by Palm Beach County – District 1

Paula Ryan

Nominated by Palm Beach County – District 2

Jim Knight

Nominated by Palm Beach County – District 4

VICE CHAIR

Albert Richwagen

Nominated by the City of Delray Beach

James Bonfiglio

Nominated by Palm Beach County – District 5

Richard Vassalotti, II

Nominated by Palm Beach County – District 6

Gwendolyn Lowery

Nominated by Port of Palm Beach

Sammie Brown

Nominated by City of Riviera Beach

VACANT

Nominated by Village of Royal Palm Beach

Vijay Mishra

Nominated by Village of Wellington

Francisco Gil

Nominated by the City of West Palm Beach

Myron Uman

Nominated by the City of West Palm Beach

Terry Brown

At-Large Member

Greg Fagan

At-Large Member

**OFFICIAL MEETING MINUTES OF THE
CITIZEN'S ADVISORY COMMITTEE (CAC)**

Wednesday, March 1, 2023

301 Datura Street, West Palm Beach, FL 33401
Meeting was also conducted virtually via Zoom.

*These minutes are a summary of the meeting events and may not reflect all discussion that occurred.
PDF versions of the agenda, backup material and presentations as well as audio recordings are available for review at
PalmBeachTPA.org/CAC*

1. REGULAR ITEMS

1.A. Call to Order

CHAIR DANG called the meeting to order at 1:34 p.m. and provided an overview of the meeting procedures.

1.B. Roll Call

An in-person quorum was present as depicted in the table below.

Member	Roll Call	Member	Roll Call	Member	Roll Call
Ryan Rossi	P	Jim Knight	P	Terry Brown	A
Lily-Charlotte Landstrom	P	James Bonfiglio	P	Greg Fagan	A
Aquanette Tyson Thomas	A	Richard Vassalotti	P	Belle Glade – VACANT	A
Kate Layton	P	Sammie Brown	A	Lake Worth Beach - VACANT	A
James Garvin	P	Mark Forrest	A	Port of Palm Beach - VACANT	A
Marc Bruner	P	Vijay Mishra	P	Albert Richwagen	A
Ramona Bean	A	Francisco Gil	A	Uyen Dang	P
Paula Ryan	P	Myron Uman	P		

P = Present, A = Absent

1.C. Modifications to the Agenda

There were no modifications to the agenda.

1.D. APPROVED Minutes for February 1, 2023

MOTION to approve the minutes made by Marc Bruner and seconded by James Garvin. A verbal vote was taken and carried unanimously 12-0 as depicted in the table below.

Member	Vote	Member	Vote	Member	Vote
Ryan Rossi	Y	Jim Knight	Y	Terry Brown	A
Lily-Charlotte Landstrom	Y	James Bonfiglio	Y	Greg Fagan	A
Aquanette Tyson Thomas	A	Richard Vassalotti	Y	Belle Glade – VACANT	A
Kate Layton	Y	Sammie Brown	A	Lake Worth Beach - VACANT	A
James Garvin	Y	Mark Forrest	A	Port of Palm Beach - VACANT	A
Marc Bruner	Y	Vijay Mishra	Y	Albert Richwagen	A
Ramona Bean	A	Francisco Gil	A	Uyen Dang	Y
Paula Ryan	Y	Myron Uman	Y		

Y = Yes, N = No, A = Absent, ABST = Abstain

1.E. General Public Comments and Public Comments on Agenda Items

There were no general public comments received.

1.F. Comments from the Chair and Member Comments

RICHARD VASSALOTTI noted the train derailment in Ohio.

LILY-CHARLOTTE LANDSTROM introduced herself to the committee.

RYAN ROSSI noted his excitement for the Boca Raton Brightline station.

Member discussion ensued about concerns with the Diverging Diamond Interchange (DDI) at Glades Road. An additional update on the public outreach for the DDI and a presentation on DDIs was requested.

1.G. CAC Liaison’s Report

ANDREW UHLIR, TPA Deputy Director of Programs, reviewed items from the Liaison’s Report. The full report can be viewed at PalmBeachTPA.org/CAC.

There were no public comments on this item.

Ramona Bean joined the meeting in person.

2. ACTION ITEMS

2.A. MOTION TO RECOMMEND APPROVAL of the TPA’s Public Participation Plan (PPP) Update

MELISSA MURRAY, TPA Public Relations Director, was invited to present this item.

There were no public comments on this item.

Member discussion ensued about public outreach methods, utilizing committee members for increased social media engagement, outreach to youth groups such as high school students; and discussion about CAC committee makeup and federal requirements

MOTION to Recommend Adoption of TIP Amendment #3 to the TPA’s FY 2023 – 2027 TIP made by Vijay Mishra and seconded by James Garvin, and carried unanimously 13-0 as depicted in the table below.

Member	Vote	Member	Vote	Member	Vote
Ryan Rossi	Y	Jim Knight	Y	Terry Brown	A
Lily-Charlotte Landstrom	Y	James Bonfiglio	Y	Greg Fagan	A
Aquanette Tyson Thomas	A	Richard Vassalotti	Y	Belle Glade – VACANT	A
Kate Layton	Y	Sammie Brown	A	Lake Worth Beach - VACANT	A
James Garvin	Y	Mark Forrest	A	Port of Palm Beach - VACANT	A
Marc Bruner	Y	Vijay Mishra	Y	Albert Richwagen	A
Ramona Bean	Y	Francisco Gil	A	Uyen Dang	Y
Paula Ryan	Y	Myron Uman	Y		

Y = Yes, N = No, A = Absent, ABST = Abstain

3. INFORMATION ITEMS

3.A. TPA Vision 2050 Long Range Transportation Plan (LRTP)

NATHAN GEORGE, LRTP Coordinator, was invited to present this item.

There were no public comments on this item.

Member discussion ensued about the impacts of electric vehicles and electrification, the relationship with housing, the limited funding provided for maintenance, including most vulnerable and traditionally underserved communities, and the relationship between comprehensive plans to the LRTP.

4. ADMINISTRATIVE ITEMS

4.A. Governing Board Summary Points – February 16, 2023

4.B. FDOT Scheduling Report – February 2023

4.C. Public Involvement Activity Report (PIAR) – January 2023

There was no discussion on these items.

4.E. Next Meeting – April 5, 2023

The meeting adjourned at 2:51 p.m.

This signature is to attest that the undersigned is the Chair, or a designated nominee of the Citizen’s Advisory Committee and that information provided herein is the true and correct Minutes for the March 1, 2023, meeting of the Citizen’s Advisory Committee, dated this 5th day of April 2023.

Uyen Dang
CAC Chair

EXHIBIT A
CAC Member Attendance Record

MEMBER Nominated by	Mar '22	Apr '22	May '22	Jun '22	July '22	Aug '22	Sep '22	Oct '22	Nov '22	Dec '22	Jan '23	Feb '23	Mar '23			
CHAIR UYEN DANG City of Boca Raton	P	P	E	P	P	No Meeting Held – Scheduled Break	E	P	No Meeting Held – Scheduled Break	P	No Meeting Held – Scheduled Break	P	P			
VICE CHAIR ALBERT RICHWAGEN City of Delray Beach	P	E	P	A	P		E	P		P		P	P	P	E	
VACANT City of Belle Glade	-	-	-	-	-		-	-		-		-	-	-	-	-
RYAN ROSSI City of Boca Raton	P	P	A	P	P		P	P		P		P	P	P	P	P
VACANT City of Boynton Beach	P	P	P	P	P		A	E		E		-	-	-	-	P*
AQUANETTE TYSON THOMAS City of Greenacres	-	-	-	-	-		-	-		-		P*	P*	P	P	E
KATE LAYTON Town of Jupiter	E	-	-	-	-		-	-		-		-	-	-	P*	P
VACANT City of Lake Worth Beach	-	-	-	-	-		-	-		-		-	-	-	-	-
JAMES GARVIN City of Palm Beach Gardens	P	P	P	P	P		P	P		P		P	P	P	P	P
MARC BRUNER Village of Palm Springs	P	P	P	P	E		A	P		P		P	P	P	P	P
RAMONA BEAN Palm Beach County – District 1	P	P	P	P	E		E	E		E		P	P	P	P	P
PAULA RYAN Palm Beach County – District 2	P	P	E	P	P		P	P		P		P	P	P	E	P
JIM KNIGHT Palm Beach County – District 4	P	P	E	P	P		P	E		E		P	P	P	E	P
JAMES BONFIGLIO Palm Beach County – District 5	P	P	P	P	P		E	P		P		P	P	P	P	P
RICHARD VASSALOTTI Palm Beach County – District 6	P	P	P	P	A		P	P		P		P	P	P	P	P
VACANT Port of Palm Beach	-	-	-	*P	P		P	P		P		P	P	P	-	-
SAMMIE BROWN City of Riviera Beach	-	-	-	*P	P		P	E		E		P	P	P	A	A
MARK FORREST Village of Royal Palm Beach	E	A	A	P	E		P	E		E		A	A	A	A	A
VIJAY MISHRA Village of Wellington	E	P	P	P	P	P	P	P	P	P	P	P	P			
FRANCISCO GIL City of West Palm Beach	E	P	A	E	E	E	P	P	P	P	P	P	E			
MYRON UMAN City of West Palm Beach	E	P	P	E	E	E	E	E	P	P	P	P	P			
TERRY BROWN**	E	P	P	P	E	E	E	E	P	P	P	A	A			
GREG FAGAN**	E	P	P	P	P	P	P	P	A	A	P	P	E			

P = Member Present E = Excused Absence A = Unexcused Absence
 *New Appointment - = Member not assigned **Nominated Prior to current Operating Procedures

EXHIBIT A (cont.)

OTHERS PRESENT

Amanda Williams
Andrew Uhlir
Brian Ruscher
Cassidy Sparks
Grég Gabriel
Melissa Murray
Nathan George

REPRESENTING

Palm Beach TPA
Palm Beach TPA
Palm Beach TPA
Palm Beach TPA
Palm Beach TPA
Palm Beach TPA
Palm Beach TPA



PALM BEACH
Transportation
Planning Agency

3.A

TRANSPORTATION IMPROVEMENT PROGRAM

FY 2024-2028
EXECUTIVE SUMMARY

First Draft - May 2023

Scheduled for Adoption June 15, 2023

PalmBeachTPA.org/TIP

DRAFT



PALM BEACH
Transportation
Planning Agency

TRANSPORTATION IMPROVEMENT PROGRAM

FY 2024-2028

This Transportation Improvement Program was developed consistent with federal and state requirements. State and federally funded projects were approved by the Palm Beach TPA on _____, 2023.

TPA Chair Chelsea Reed, City of Palm Beach Gardens

The preparation of this report was financed in part through grants from the Federal Highway Administration and Federal Transit Administration, U.S. Department of Transportation; the Florida Department of Transportation; and participating local governments. The contents of this report do not necessarily reflect the official views or policy of the U. S. Department of Transportation.

301 Datura St, West Palm Beach, FL 33401
561.725.0800
www.PalmBeachTPA.org

**FY 2024 – 2028
TRANSPORTATION IMPROVEMENT PROGRAM
PALM BEACH TPA**

Executive Summary.....	4
Projects Sections in the TIP.....	8
Federal Performance Measures.....	8
Summary of Projects.....	10
Funding Summary.....	22
Project Details	
Understanding the Project Details	26
SIS Capacity.....	27
State Road Modifications.....	40
Local Initiatives Program.....	51
Transportation Alternatives Program	59
Other FDOT & Local Projects	64
Major Maintenance.....	92
O&M - Roadways.....	116
O&M - Transit	142
Airports	148
Railroads.....	na
Seaports.....	158
Appendices	
Glossary.....	Appendix A
Public Meetings and Comments	Appendix B
Federal Performance Measures.....	Appendix C
TPA Priority Projects List for FY 22-26	Appendix D
Eastern Federal Lands Highway Division FY 21-24 TIP	Appendix E
Fiscal Analysis.....	Appendix F
Annual Listing of Obligated Projects for FY 23	Appendix G
Amendments and Modifications	Appendix H

EXECUTIVE SUMMARY

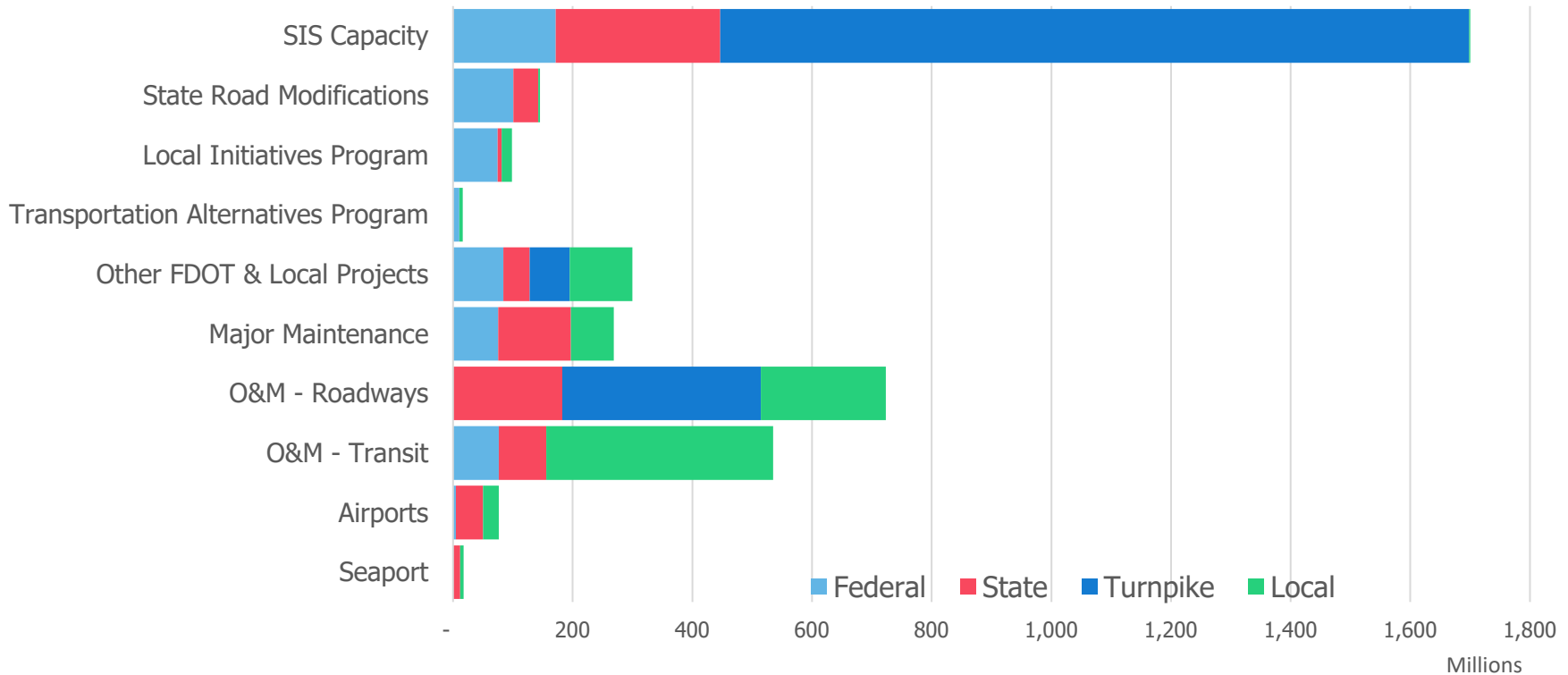
The Transportation Improvement Program (TIP) is the five-year funding program for transportation projects covering all modes of travel in Palm Beach County. The TIP is developed through a continuous, cooperative and comprehensive effort involving the Florida Department of Transportation (FDOT), the Board of County Commissioners, the Port of Palm Beach and municipalities within the County. The TIP was developed in cooperation with the public transit operators such as South Florida Regional Transportation Authority (SFRTA) and Palm Tran. Consultation is also carried out with the Miami-Dade TPO, the Broward MPO, the Martin County MPO, and the St. Lucie TPO during the TIP process. The document complies with the requirements set forth in Section 134 of Title 23, USC and 23 CFR 450.324.

The TIP identifies transportation improvements funded by federal, state and local sources. The TIP incorporates FDOT's Fiscal Year (FY) 24-28 Work Program along with local capital improvement plans and operating budgets, and generally moves forward the projects in the timeframe from previous TIPs. Please note that the identified projects may experience changes in scope or costs and the TIP may be amended or modified throughout the year.

To provide continuity and ease of use, the projects in the TIP have been aggregated by section, as shown in the graph and table below.

Project Section	# of Projects	Funding	% of Total Funds
SIS Capacity	34	1,700,172,981	43.80%
State Road Modifications	30	145,474,960	3.75%
Local Initiatives Program	22	98,550,178	2.54%
Transportation Alternatives Program	12	16,029,518	0.41%
Other FDOT & Local Projects	82	299,603,163	7.72%
Major Maintenance	73	268,791,154	6.93%
O&M - Roadways	103	723,604,942	18.64%
O&M - Transit	15	535,106,445	13.79%
Airports	33	76,534,808	1.97%
Seaport	2	17,530,166	0.45%
TOTAL TIP FY 2022-2026	406	3,881,398,315	100 %

PROJECT SECTIONS BY FUNDING SOURCE



Time Frame

This document includes a five-year implementation schedule for Fiscal Year 2024 through Fiscal Year 2028 following the federal fiscal calendar beginning October 1st and ending September 30th (i.e. Fiscal Year 2024 addresses the dates of October 1, 2023 to September 30, 2024). Projects utilizing state funds are based on a fiscal year beginning July 1st and ending June 30th.

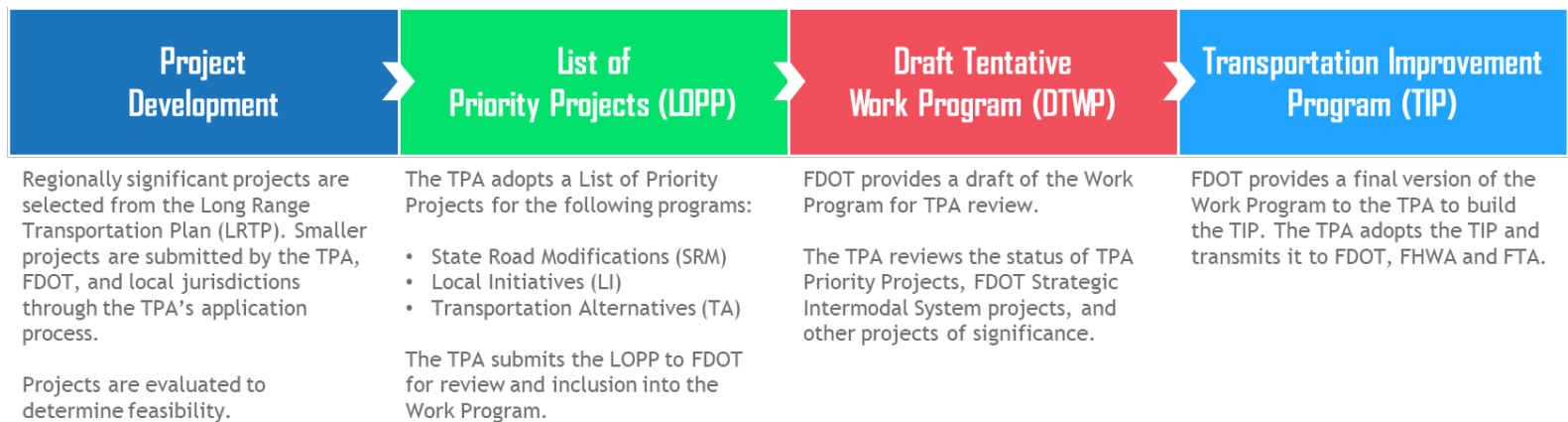
Certification Review

The Palm Beach TPA undergoes a certification review process annually with FDOT and a quadrennial review with Federal Highway Administration (FHWA) and Federal Transit Administration (FTA). The certification review process ensures the TPA is carrying out the metropolitan planning process in adherence with federal and state regulations. The last joint FHWA and FTA Certification Review was completed on October 28, 2019 and the next review is anticipated to be completed by August 2023. The last Joint State/TPA Certification Review was completed on February 28, 2022.

Prioritization of Projects

The TIP includes specific investment projects that support the TPA’s established goals in the adopted 2045 Long Range Transportation Plan (LRTP). State Road Modifications, Local Initiatives, and Transportation Alternatives are scored based on the goals of the LRTP and prioritized for inclusion in the TIP. Project selection is made in accordance with the requirements of 23 CFR 450.332.

The adopted LRTP is Cost Feasible; it prioritizes projects based on anticipated available revenue. The LRTP is referenced and seeks consistency with local comprehensive plans to the maximum extent feasible. The TPA adopted a list of Priority Projects from the LRTP in July and transmitted them to FDOT for use in preparing the tentative Work Program – these are included in Appendix B and highlighted in the summary of projects section. FDOT then developed the Draft Tentative Work Program and provided the program of projects for creation of the TIP. The TIP development process is seen in the diagram below. Major projects were screened through the State’s Efficient Transportation Decision Making (ETDM) review process. This review provides for an early examination of the projects, allowing for timely and effective decision making and early National Environmental Policy Act (NEPA) reviews and approvals.



TIP FY 23-27 <i>Effective until 9/30/23</i>	✓ Developed Dec '20 - Feb '21	✓ Adopted July 15, 2021	✓ Reviewed & Endorsed January 21, 2022	✓ Adopted June 16, 2022
Next TIP FY 24-28 <i>Effective 10/1/23</i>	✓ Developed Dec '21 - Feb '22	✓ Adopted July 2022	✓ Reviewed & Endorsed December 2022	Up for Adoption June 2023

The LRTP Report Card, below, provides the implementation status breakdown of cost feasible projects identified in the adopted 2045 LRTP. The table summarizes projects by category, number of projects, and their status: underway or complete, programmed through construction in the TIP, programmed but no construction programmed in TIP, and not yet programmed. Specific projects are not identified for Local Initiatives, Transportation Alternatives, and Air, Rail & Sea in the LRTP.

Note: Will be updated for June 2023 Draft TIP

Project Category	LRTP 2045 Cost Feasible Plan	Fiscal Year 23-27 TIP			Not Programmed
		Underway/ Complete	In TIP with CST Phase	In TIP w/o CST Phase	
SIS, Turnpike	40	2	15	15	11
State Road Modifications	25+	0	12	12	18
*Local Initiatives	N/A	20	19	0	5
*Transportation Alternatives	N/A	5	15	0	N/A
County, City, Private	85	7	19	6	53
*Air, Rail, Sea	N/A	N/A	31	0	N/A

*N/A is noted because specific projects for the Local Initiatives, Transportation Alternatives, and Air, Rail and Sea categories are not indicated in the LRTP as line items.

Public Participation Process

The public participation process for the Draft FY 2024-2028 TIP is in accordance with the policies and procedures of the TPA's Public Participation Plan. Appendix C provides detailed information on the schedule and outreach opportunities for the public to review the Draft TIP. More information on the TPA's public participation process can be found at palmbeachtpa.org/PPP

Congestion Management Process

Projects and system-wide effectiveness for all modes of transportation are evaluated through the Congestion Management Process (CMP). A CMP is a systematic and regionally accepted approach for managing congestion that provides accurate, up-to-date information on transportation system performance and assesses alternative strategies for congestion management that meet TPA needs. The process is integrated into the TPA's performance measures that cover multiple modes of transportation including travel time reliability of people and trucks, transit v. car vehicle commute time, and walk, bike, transit commuter mode splits.

PROJECT SECTIONS IN THE TIP

The projects in the TIP are presented in major categories that are explained in greater detail below.

SIS Capacity - Strategic Intermodal System projects are prioritized by FDOT to support regional mobility.

State Road Modifications - The TPA Governing Board annually prioritizes highway, transit, freight and additional projects on state roadways based on the Goals, Objectives and Values in the LRTP.

Local Initiatives Program - Lower cost, non-regionally significant projects submitted to the TPA annually by local agencies and prioritized using a project scoring system based on the goals, objectives and values in the LRTP and prioritized through the TPA Governing Board.

Transportation Alternatives Program - Active transportation projects submitted to the TPA annually by local agencies and prioritized through the TPA Governing Board.

Other FDOT and Local Projects - These projects are advanced by agencies other than the TPA with outside discretionary funding sources (e.g. local gas taxes, local impact fees, county incentive grant funds, highway safety program funds, etc.).

Major Maintenance - Projects proposed by the maintaining agencies based on the condition of the transportation infrastructure. These are larger projects representing an opportunity to enhance existing facilities through scope modifications or additions.

O&M - Roadways - Operations and maintenance projects proposed by the maintaining agencies based on the condition of the transportation infrastructure and the need to operate it efficiently.

O&M - Transit - Projects proposed by the transit agencies to continue to operate existing services.

Airports, Railroads and Seaports - Projects identified by facility owner/operators consistent with their respective master plans.

FEDERAL PERFORMANCE MEASURES

Performance measures connect investment and policy decisions to achieve the goals adopted in the TPA's Long Range Transportation Plan (LRTP). The TPA's aim is to provide measures that use data-driven, quantitative criteria to set and analyze achievable targets. Using a performance-based method ensures the most efficient investment public funds by increasing accountability, transparency, and providing for better investment decisions geared towards specific outcomes. The TPA is required to adopt targets for established federal performance measures based on national goals enacted by Congress in Moving Ahead for Progress in the 21st Century (MAP-21). The TPA's adopted federal performance measures and targets are summarized in the table on the following page. Please refer to Appendix D for more information on the federal performance measures.

Federal Performance Measures and Targets

Category	Performance Measure	TPA Target
Safety	Fatalities	(2023) Zero
	Serious Injuries	Zero
	Rate of Serious Injuries per 100M vehicle miles travelled (VMT)	Zero
	Rate of Fatalities per 100M VMT	Zero
	Nonmotorized Fatalities and Serious Injuries	Zero
System Performance	Percent of reliable person-miles traveled on the Interstate	(2023) ≥ 75%
	Percent of reliable person-miles traveled on the non-Interstate NHS	≥ 50%
	Truck travel time reliability ratio (TTTR) on the Interstate	≤ 1.75
Bridges	Percent of NHS bridges classified as in Good condition by deck area	(2023) ≥ 50%
	Percent of NHS bridges classified as in Poor condition by deck area	≤ 10%
Pavement	Percent of Interstate pavements in Good condition	(2023) ≥ 60%
	Percent of Interstate pavements in Poor condition	≤ 5%
	Percent of non-Interstate NHS pavements in Good condition	≥ 40%
	Percent of non-Interstate NHS pavements in Poor condition	≤ 5%
Transit (Palm Tran)	Percent of Vehicles exceeding useful life	(2022)
	<i>Vehicles</i>	
	Vehicles – Articulated Bus	≤ 0%
	Vehicles – Fixed Route Bus	≤ 0%
	Vehicles – Paratransit Bus	≤ 0%
	Vehicles – Paratransit Van	≤ 0%
	<i>Equipment</i>	
	Percent of Equipment exceeding useful life	
	Equipment – Automobiles	≤ 0%
	Equipment - Trucks	≤ 0%
<i>Facilities</i>		
Percent of Facilities exceeding useful life	≤ 0%	
Transit (SFRTA)		(2023)
	<i>Rolling Stock</i>	
	Revenue vehicles (>39 yrs old)	≤ 30%
	<i>Equipment</i>	
	Non-revenue support service & maintenance vehicles (>8 yrs old)	≤ 50%
<i>Facilities</i>		
Stations, maintenance facilities, & operations center (<2.5 on 1-5 scale)	≤ 5%	
<i>Fixed Guideway</i>		
Rail fixed-guideway track with performance restrictions	≤ 3.5%	
Transit Safety (Palm Tran)	Fixed Route / Paratransit	Fixed Route/Paratransit
	Fatalities	(2022) Zero/Zero
	Fatality Rate per 100k vehicle revenue miles (VRM)	Zero/Zero
	Injuries	63/34
	Injury Rate per 100k VRM	0.9/0.4
	Safety Events	43/32
	Safety Event Rate per 100k VRM	0.6/0.3
	System Reliability (VRM per failure)	14,000/7,700

SUMMARY OF PROJECTS

The following tables highlight the status of TPA Priority Projects, projects scheduled for construction in FY 2024, and new projects added by FDOT between the Adopted FY 23-27 TIP and the FY 24-28 TIP. A typical project includes a Project Development and Environment (PD&E) phase, a Design (PE) phase, a Right of Way (ROW) phase and a Construction (CST) phase. An explanation of all potential project phases included in the TIP is provided below.

Project Phases

CODE	NAME	CODE	NAME
CAP	Capital	OPS	Operations
CST	Construction Scheduled	PDE	Project Development and Environmental
DSB	Design Build	PE	Preliminary Engineering Scheduled
ENV	Environmental	PLN	Planning Scheduled
INC	Contract Incentives	ROW	Right of Way Acquisition Scheduled
MNT	Maintenance	RRU	Railroad & Utilities
MSC	Miscellaneous Construction Scheduled		

For a list of additional terms and their definitions, see Appendix A.

Table 1: State Road Modifications

Projects are predominantly on state roadways using state funding sources, including but not limited to District Dedicated Revenue (DDR) and Primary Highways & Public Transportation Funds (DS). Anticipated funding is around \$20.4 Million/year but may vary based on FDOT/TPA needs. FDOT requests the TPA "oversubscribe" to ensure programming of all available funds.

Shown in \$1,000s

Year - Rank	Applicant/ Lead Agency	Proj. No.	Location	Description	Total Cost	<FY 24	TIP FY 2024-2028					Addt'l Funds Needed	Notes	
							FY24	FY25	FY 26	FY 27	FY 28			
04-1	FDOT	2296643 2296645 2296646	SR-7 from 60th St to Northlake Blvd	Construct new 4L road	\$93,989	\$6,329		ROW \$100				RRU \$24	\$87,535	Delayed to >FY 28. Pending litigation
04-2	FDOT	2296644 2296647	SR-7 from Okeechobee Blvd to 60th St	Widen from 2L to 4L	\$40,184	\$571					RRU \$3	CST \$39,610		Delayed to FY 28. Pending litigation
14-1	SFRTA	4170317	Tri-Rail: West Palm Beach to Jupiter	Extend commuter rail service onto the FEC corridor via the Northwood Crossover and construct 5 new stations - 45th St, 13th St, Park Ave, PGA Blvd, and Toney Penna Dr	\$109,507	\$1,157		PDE \$1,350					\$107,000	FEC easement/ access fee and O&M commitment required for PDE
14-3	FDOT	2296584	Atlantic Ave from SR-7 to E of Lyons Rd	Widen from 2L to 4L, including buffered 7' buffered bicycle lanes and 6' sidewalks	\$40,807	\$11,546		RRU \$655 ROW \$1,759 CST \$21,563	ROW \$5,212 CST \$71					
16-1	FDOT	4405755 4405752 4405754	Atlantic Ave from W of Lyons Rd to Jog Rd (includes Florida's Turnpike to Cumberland Dr and Cumberland Dr to Jog Rd)	Widen from 4L to 6L, including 7' buffered bicycle lanes and 10'+ shared-use path	\$101,465	\$6,633		PE \$94 ROW \$4,173	PE \$94 ROW \$1,944	ROW \$11,716	ROW \$5,232 RRU \$50 CST \$5,566	ROW \$4,975 CST \$159	\$60,830	
16-3	Lake Worth Beach/ FDOT	4400461	Lake Worth Rd from Erie St to A St	Construct Pedestrian enhancements, reconfigure traffic circle	\$1,792	\$1,792								Construction Fall 2023
17-1	FDOT/ Palm Tran	4383861	US-1: Camino Real Rd to Indiantown Rd	561 Plan Transit Corridor: New enhanced transit service with associated multimodal facilities										
17-1a	Palm Tran	4383863	US-1: Palmetto Park Rd to Northlake Blvd	Implement Transit Signal Prioritization for entire corridor	\$2,000	\$2,000								Palm Tran finalizing procurement
17-1b	Palm Tran/ FDOT	4383864 4464431	US-1: Palmetto Park Rd to Northlake Blvd	Construct 14 enhanced transit shelters within existing ROW	\$8,253	\$2,000		PE \$238		CST \$5,989	CST \$26			
17-1c	Boca Raton/ FDOT	4383865	US-1: Camino Real to NE 8th St/Mizner Blvd in Boca Raton	Lane Repurposing from 6L to 4L between Camino Real and SE Mizner Blvd; associated multimodal facilities	\$4,050				PE \$817				\$3,233	
17-1d	WPB/ FDOT	4383866	US-1: 25th St to 45th St in West Palm Beach	Reconstruct roadway to include pedestrian and bicycle facilities and safety enhancements	\$12,748			PE \$1,615					\$11,133	

Table 1: State Road Modifications

Shown in \$1,000s

Year - Rank	Applicant/Lead Agency	Proj. No.	Location	Description	Total Cost	<FY 24	TIP FY 2024-2028					Addt'l Funds Needed	Notes	
							FY24	FY25	FY 26	FY 27	FY 28			
17-1e	TPA/ FDOT	4383862	US-1: 59th St to Northlake Blvd in Riviera Beach and Lake Park	Reconstruct as 4L, add bicycle lanes and medians; move barrier wall on bridge to protect bicycle lanes; add street lights/ped-scale lights	\$8,822	\$1,520		CST \$7,302						
17-1g	Lake Worth Beach/ FDOT	TBD	US-1: Dixie/Federal Junction to Gregory Rd in Lake Worth Beach	Lane Repurposing from 4L to 3L; associated multimodal facilities	\$5,674							\$5,674	City is working on FDOT lane repurposing application	
17-2	Boynton Beach/ FDOT	4440791	Boynton Beach Blvd from I-95 to US-1	Reconstruct to narrow vehicle lanes, construct 9' sidewalk on N, 15' shared use path on S, pedestrian lighting	\$8,250	\$884	RRU \$230 CST \$7,108	CST \$28						
17-5	FDOT	4416321	Lake Worth Rd from Raulerson Dr to Palm Beach St College Ent	Resurfacing with separated bicycle lanes, new mid-block crossings, enhanced crosswalks	\$8,628	\$472							Under Construction	
18-1	TPA & Palm Tran /FDOT	4417581	Okeechobee Blvd from SR-7 to US-1; SR-7 from Forest Hill Blvd to Okeechobee Blvd	561 Plan Transit Corridor: New enhanced transit service with associated multimodal facilities										
18-1a	Palm Tran	4417582	Okeechobee Blvd from SR-7 to US-1; SR-7 from Forest Hill Blvd to Okeechobee Blvd	Implement Transit Signal Prioritization for entire corridor	\$2,000		CAP \$2,000							
18-1b	Palm Tran/ FDOT	4417583	Okeechobee Blvd from SR-7 to US-1; SR-7 from Forest Hill Blvd to Okeechobee Blvd	Construct enhanced transit shelters within existing ROW	\$909			PE \$871	PE \$37			\$7,200	TPA working with Palm Tran to refine shelter design and locations	
18-1c	TPA/ FDOT	4513801	Okeechobee Blvd from SR-7 to US-1; SR-7 from Forest Hill Blvd to Okeechobee Blvd	Roadway feasibility study based on TPA planning study recommendation	\$2,000			PL \$2,000					Next step after TPA planning study	
18-2	TPA/ FDOT	4417561 4417562	SR-80 from SR-15 to CR-880	Add street lighting	\$7,732	\$16,907			CST \$7,732					
18-3	TPA/ FDOT	4417571	US-27 Connector from US-27 to SR-715	Construct new 2-lane road	\$750	\$250				PDE \$500			Alternative Corridor Evaluation (ACE) underway	
19-1	TPA & Palm Tran /FDOT	TBD	Lake Worth Rd from SR-7 to US-1; SR-7 from Lake Worth Rd to Forest Hill Blvd	561 Plan Transit Corridor: New enhanced transit service with associated multimodal facilities										

Table 1: State Road Modifications

Shown in \$1,000s

Year - Rank	Applicant/Lead Agency	Proj. No.	Location	Description	Total Cost	<FY 24	TIP FY 2024-2028					Addt'l Funds Needed	Notes
							FY24	FY25	FY 26	FY 27	FY 28		
19-1a	Palm Tran	TBD	Lake Worth Rd from SR-7 to US-1; SR-7 from Lake Worth Rd to Forest Hill Blvd	Implement Transit Signal Prioritization	\$1,000							\$1,000	Coordination between FDOT, SFRTA, and Boca Raton to fund project(s) in earlier year
20-1	Boca Raton/ FDOT	4482641	Federal Hwy at Spanish River Blvd	Convert EB to SB right turn only to right/through with bike lane and mast arm conversion	\$1,715				PE \$279	PE \$21		\$1,415	
20-2 & 20-4	Palm Beach County/ FDOT	4479441	Atlantic Ave at Military Trl; Belvedere at Military Trl; Forest Hill Blvd at I-95	Replace span wire traffic signals with mast arms and steel strain pole span wires and upgrade supporting infrastructure. Upgrade to mast arm signals; enhanced pedestrian signals and detection; upgrade ITS elements and roadway lighting; curb ramp and sidewalk upgrades to meet ADA.	\$11,067				PE \$166			\$9,985	
		4480731	US-1 at Silver Beach Rd, Military at Investment Ln, Okeechobee at Quadrille Blvd, Lakeview Ave at Quadrille Blvd						PE \$287	PE \$21			
		4481071	US-1 at SE 1st St, 7th Ave N, 10th Ave N, 13th Ave N; Boynton Beach Blvd at US-1, Congress Ave, Seacrest Blvd, Military Trl, Hagen Ranch Rd; Congress Ave at Dolan Rd; Atlantic Ave at Hamlet Dr; Lake Ave at SR-A1A (include w/ FM 4476631)						PE \$609				
20-3	Boca Raton/ FDOT	4480641	Glades Rd/SR-808 at Town Center Blvd; I-95 NB off ramp at W Palmetto Park Rd; I-95 SB off ramp at Palmetto Park Rd; US-1 at Royal Palm Way; US-1 at Hidden Valley Blvd	Replace span wire traffic signals with mast arms and upgrade supporting infrastructure	\$5,827				PE \$479			\$4,994	
		4481351	US-1 at Glades Rd, NE 15th Ter, and NE 24th Ter						PE \$354				
20-5	Palm Beach County/ FDOT	4479451	SR-715 from Hatcher Rd to Paul Rardin Park SR-715 from Airport Rd to SW 14th St	Construct 6' sidewalk on W side of roadway.	\$752				PE \$246			\$507	
20-6	TPA/ FDOT	4398451	SR-715 from SR-80 to W of Canal St South	Modify resurfacing project to add buffered bicycle lanes, missing sidewalk connections to SR-80 and to PB State College entrance, and roadway lighting.	\$5,661	\$5,661							Construction Fall 2023

Table 1: State Road Modifications

Shown in \$1,000s

Year - Rank	Applicant/Lead Agency	Proj. No.	Location	Description	Total Cost	<FY 24	TIP FY 2024-2028					Addt'l Funds Needed	Notes	
							FY24	FY25	FY 26	FY 27	FY 28			
20-8	Lake Worth Beach/ FDOT	4461041	Lake Ave/Lucerne Ave/SR-802 from E of A St to E of Golfview Rd	Modify resurfacing project to add stamped concrete crosswalks, replacement of sidewalk pavers, and improved stormwater drainage.	\$4,883	\$324	CST	\$4,883						Construction Winter 2023
21-1	TPA/ FDOT	4498771	Forest Hill Blvd from W of Jog Rd to Military Trl	Add roadway lighting on N side and pedestrian lighting, bus bay layover facility, enhanced crosswalks at three signalized intersections, green markings in bicycle conflict zones	\$2,616					PE	\$700		\$1,916	
21-2	TPA/ FDOT	4498791	Congress Ave from Lake Worth Rd to Forest Hill Blvd	Add pedestrian lighting, enhanced crosswalks at six signalized intersections, and bus stop amenities	\$3,202					PE	\$670	ENV	\$30	\$2,502
21-3	Boca Raton/ FDOT	4495531 4498751	SR-A1A at Spanish River Blvd and Camino Real (include w/ FM 4476611); US-1 at Jeffery St, NE 32nd St, NE 20th St, Fire Station #1, NE Mizner Blvd, SE Mizner Blvd, and Camino Real; Yamato Rd at NW 2nd Ave (include w/ FM 447657.1); Glades Rd at NW 2nd Ave and Pinehurst Ln; I-95 NB Ramp at Peninsula Corp Dr; I-95 SB Ramp at Peninsula Corp Dr	Replace span wire traffic signals with mast arms and steel strain pole span wires and upgrade supporting infrastructure	\$5,090						PE	\$820		\$4,210
21-4	TPA/ FDOT	4476701	SR-7 from Glades Rd to Bridgebrook Dr	Modify resurfacing project to add sidewalk on E side and green markings in bicycle conflict zones	\$9,595				CST	\$9,567	CST	\$29		FDOT able to incorporate sidewalk on E side
21-5	TPA/ FDOT	4358041 4476671	Boynton Beach Blvd from Congress Ave to E of I-95	Modify resurfacing project and interchange capacity project to provide wider sidewalks and buffered bike lanes on both sides of roadway	\$57,260			ROW	\$644	ROW	\$13,264	CST	\$155	FDOT incorporated requests as feasible
21-6	FDOT	TBD	Indiantown Rd at Central Blvd	Conduct PD&E to evaluate congestion mitigation alternatives with minimal adverse impacts to pedestrians, bicycles, and local businesses	\$2,000									FDOT request. Recommended alternative to be endorsed by TPA prior to funding additional phases
Cost Summary					\$570,226	\$58,046		\$47,262	\$83,518	\$28,746	\$13,030	\$44,768	\$311,132	

Table 2: Local Initiatives Program

This program is for projects on non-state roadways that are federal-aid eligible. Sources of funding are from the approximately \$22.8 Million/year of the federal Surface Transportation Block Grant (STBG) program, known locally as SU funds, that is allocated to the TPA for prioritization. STGB funds allocated to FDOT, known as SA, sometimes supplement the projects.

Shown in \$1,000s

Year - Rank	Applicant/ Lead Agency	Proj. No.	Location	Description	Total Cost	< FY 24	TIP FY 2024-2028					Addtl Funds	Notes
							FY 24	FY 25	FY 26	FY 27	FY 28		
--	Palm Beach TPA	4393254 4393255	Surface Transportation (SU) funds to support TPA Planning & Administration as outlined in greater detail in the UPWP		\$22,929		PL \$2,721 SU \$1,820	PL \$2,523 SU \$1,911	PL \$2,566 SU \$2,006	PL \$2,566 SU \$2,100	PL \$2,566 SU \$2,150		Delayed to >FY 28. Pending litigation
14-6	SFRTA	4297671	Tri Rail Northern Layover Facility: CSX tracks E of I-95 in Mangonia Park/WPB	Construct new facility to enhance O&M for existing system and support Jupiter extension	\$40,733	\$40,733							FEC easement/ access fee and O&M commitment required for PDE
15-2	West Palm Beach	4383901	West Palm Beach: 25th St to Tri-Rail Station to SR 80	Purchase seven (7) vehicles to support new N/S trolley service	\$1,505	\$1,505							Implementation in FY 2023
15-3	Palm Tran	4383921	Various locations along existing Palm Tran bus routes	Construct 30 transit shelters	\$600	\$600							In procurement. Implementation in FY 2023
15-4	West Palm Beach	4383961	Various locations along existing WPB trolley lines	Construct seven (7) trolley shelters	\$571	\$571							Implementation in FY 2023
17-1 & 17-5	West Palm Beach/ FDOT	4415701	36th St & bridge from Australian Ave to Poinsettia Ave in West Palm Beach	Construct buffered bike lanes, pedestrian enhancements and bridge	\$9,937	\$1,323	CST \$8,597	CEI \$17					
17-2	Delray Beach	4415331	Lindell Blvd from Linton Blvd to Federal Hwy/US 1	Construct sidewalks and separated bike lanes	\$12,143	\$12,143							Construction Winter 2023
17-4	Palm Tran	4415711	Various Palm Tran bus stops	Replace 40 transit shelters	\$800	\$800							Implementation in FY 2023
17-6	Delray Beach	4415321	Barwick Rd from Atlantic Ave to Lake Ida Rd	Construct sidewalks and separated bike lanes	\$10,446	\$10,446							Construction Spring 2024
17-7	Delray Beach	4415861	Brant Bridge connector from Lindell Blvd to Brant Bridge	Construct sidewalks and separated bike lanes	\$2,540	\$5		CST \$2,535					
18-1	Westgate CRA/ Palm Beach County	4443711	Westgate Ave from Wabasso Dr to Congress Ave	Lane repurposing from 5L to 3L to add designated bike lanes and widen sidewalks	\$4,832	\$4,832							Construction Fall 2023
18-2	West Palm Beach	4443761	Parker Ave from Forest Hill Blvd to Nottingham Blvd	Construct buffered/separated bicycle lanes and pedestrian lighting	\$5,765	\$5,765							Palm Tran finalizing procurement
18-3	Palm Beach County	4443701	Lyons Rd/ Sansbury Way from Forest Hill Blvd to Okeechobee Blvd	Construct separated bicycle lanes	\$6,096	\$6,096							Under Construction

Table 2: Local Initiatives Program

Shown in \$1,000s

Year - Rank	Applicant/Lead Agency	Proj. No.	Location	Description	Total Cost	< FY 24	TIP FY 2024-2028					Addt'l Funds	Notes
							FY 24	FY 25	FY 26	FY 27	FY 28		
18-5	Boca Raton	4443791	Yamato Rd: W of Jog to I-95, and 16 Intersections in the downtown area	Install Adaptive Traffic Control Systems	\$2,625	\$2,625							Construction May 2023
18-6	Delray Beach	4443771	Germantown Rd from Old Germantown Rd to Congress Ave	Construct sidewalks and separated bike lanes	\$11,635	\$5	CST \$11,342	CST \$289					
19-1	Palm Tran	4460981	Palm Tran electric buses and Palm Tran Maintenance Facility (Electronics Way) charging stations	Purchase 3 electric buses and install electric charging at maintenance facility	\$3,858		CAP \$3,858						
19-2	Palm Beach County	4460861	Cresthaven Blvd from S Jog Rd to S Military Trl	Construct 7' buffered bike lanes and three intersection modifications	\$4,603	\$5		CST \$4,598					
19-4	West Palm Beach	4460901	25th St from Australian Ave to Broadway Ave	Lane Repurposing from 4 lanes to 3, construct R/R gate enhancements, ADA upgrades, buffered bike lane/ designated bike lane, lighting improvements, sidewalks	\$7,038	\$5		CST \$7,033					
19-6	Wellington	4460821	Greenview Shores Blvd from Binks Forest Dr to Wellington Tr	Construct 4' designated bike lanes	\$1,258	\$5		CST \$1,253					
20-1	Palm Tran	4482951	Palm Tran electric buses and Palm Tran Maintenance Facility (Electronics Way) charging stations	Purchase 4 electric buses and install electric charging at maintenance facility	\$5,000					CAP \$5,000			
20-2	SFRTA	4481031	SFRTA - Tri-Rail Service	Purchase one (1) passenger rail car	\$5,000			CAP \$5,000					
20-3	Lake Worth Beach	4483541	South East Coast Street and S. H Street	Reconstruct roadways to one-way pair with 4' designated bike lanes	\$7,889			PE \$5		CST \$7,884			
20-4	Wellington	4482991	Greenbriar Blvd from Aero Club Drive to Greenview Shored Blvd.	Construct 4' designated bike lanes	\$2,453		PE \$5	CST \$2,421					
20-5	Wellington	4483061	C-2 Canal from Greenview Shores Blvd to Bent Creek Rd	Construct 10' shared use pathway	\$616		PE \$5		CST \$549				
20-6	Royal Palm Beach	4483051	Various Locations - Residential Roads	Construct ADA Improvements - Sidewalks and Curb Ramps	\$671		PE \$5		CST \$666				
21-1	SFRTA	4498501	SFRTA - Tri-Rail Service	Purchase one (1) passenger rail car	\$5,000					CAP \$5,000			
21-2	Palm Beach County	4498471	Prosperity Farms from 800' N of Northlake Blvd to Donald Ross Rd	Construct 4' designated bike lanes	\$7,700		PE \$5		CST \$2,447	CST \$3,528			

Table 2: Local Initiatives Program

Shown in \$1,000s

Year - Rank	Applicant/Lead Agency	Proj. No.	Location	Description	Total Cost	< FY 24	TIP FY 2024-2028					Addt'l Funds	Notes
							FY 24	FY 25	FY 26	FY 27	FY 28		
22-1	Boca Raton	TBD	SW 18th Street from Military Trail to Addison Ave	Construct 10' shared use paths and missing crosswalks and sidewalks	\$1,659							\$1,494	Coordination between FDOT, SFRTA, and Boca Raton to fund project(s) in earlier year
22-2	SFRTA	4481032	SFRTA - Tri-Rail Service	Purchase one (1) passenger rail car	\$5,000				CAP \$3,500	CAP \$1,500			
22-3	Palm Beach Gardens	4508001	Gardens Parkway from Alternate A1A to Prosperity Farms Road	5' designated bike lane and 8' sidewalk	\$4,634					PE \$5		\$3,610	Local design anticipated for FY 27
22-4	Palm Tran	TBD	Palm Tran electric buses and Palm Tran Maintenance Facility (Electronics Way) charging stations	Purchase 4 electric buses and install electric charging at maintenance facility	\$5,000							\$5,000	
22-5	Delray Beach	4507931	Barwick Rd from Lake Ida Rd to Sabal Lakes Rd (N)	10' shared use path and new sidewalk	\$2,531					PE \$5		\$1,659	Local design anticipated for FY 27
22-6	Palm Tran	TBD	Countywide	Bus Stop Improvements	\$5,000							\$5,000	
22-7	ITID	4507951	Temple Blvd, Hall Blvd, 140th Ave	Seminole Speed Tables	\$627							\$442	Local design anticipated for FY 27
Cost Summary					\$208,695	\$87,465	\$28,358	\$27,583	\$11,734	\$27,588	\$4,716	\$17,205	

Table 3: Transportation Alternatives Program

This program is for non-motorized projects on or off the federal-aid eligible network. Sources of funding are from the approximately \$3.1 Million/year of the federal STBG Transportation Alternatives (TA) set-aside program, known locally as TA, that is allocated to the TPA for prioritization.

Shown in \$1,000s

Year - Rank	Applicant/ Lead Agency	Proj. No.	Location	Description	Total Cost	< FY 24	TIP FY 2024-2028					Addt'l Funds Needed	Notes	
							FY 24	FY 25	FY 26	FY 27	FY28			
16-2	West Palm Beach/ FDOT	4400151	North Shore Bridge in West Palm Beach	Construct pedestrian bridge west of existing roadway bridge	\$1,289	\$423	CST	\$1,389						
17-1	West Palm Beach	4415271	Northmore neighborhood	Construct sidewalks and shared use pathways	\$1,325	\$1,325								Construction early 2024
18-1	West Palm Beach	4443501	Trailway on NW side of Clear Lake connecting Okeechobee Blvd to Palm Beach Lakes Blvd	Construct 10' shared use path on west side of Clear Lake	\$1,998	\$1,998								Construction Jan 2023
18-2	Greenacres	4443591	Dillman Trail from Forest Hill Blvd to Dillman Rd	Construct 12' shared use path	\$723	\$723								Under Construction Exp Complete Jun 2023
18-4	Palm Beach County	4443661	CR A1A/Ocean Dr from Donald Ross Rd to Indiantown Rd	Install 24 pedestrian activated flashers and ADA crossing enhancements	\$869	\$869								Construction Fall 2023
19-1	Westgate CRA/ Palm Beach County	4460771	Seminole Blvd from Okeechobee Blvd to Oswego Ave	Construct 10-12' shared use paths, high visibility crosswalks, and pedestrian lighting	\$1,645	\$1,645								Construction Fall 2023
19-2	Boynton Beach	4460781	SE 1st St from Boynton Beach Blvd to Woolbright Rd	Construct 10' shared use path on western side of roadway	\$3,247	\$3,247	CST	\$3,242						
19-4	Palm Beach Gardens	4460841	Various existing pedestrian crossings	Install pedestrian activated flashers at 12 existing crossings	\$412	\$412								Construction Summer 2023
20-1	Lake Worth Beach	4483011	Various Locations - Local Roads	Construct ADA Curb Ramps and Sidewalk	\$1,095	\$1,095								Construction Fall 2023
20-2	Palm Beach Gardens	4483021	Kyoto Gardens Drive from Military Trail to Alt A1A	Construct 5' bike lane and 8' pathway on north side of roadway	\$120	\$1,120								Construction late Summer 2023
20-3	Westgate CRA/ Palm Beach County	4483031	Cherry Rd from Military Trl to Quail Dr	Construct 10-12' shared use path and pedestrian lighting on north side of roadway	\$1,889	\$5	CST	\$1,889						
20-4	Palm Tran	4483041	Countywide - 110 bus stops	Install 5' sidewalk connections and ADA bus stop enhancements	\$281		CAP	\$281						
21-1	Palm Beach Gardens	4490051	Burns Rd from Military Trl to Alt A1A	Construct 9.5' separated two-way bicycle track	\$1,405	\$5			CST	\$1,400				
21-2	Boca Raton	4489991	El Rio Trail from Glades Rd to Yamato Rd	Install lighting	\$1,274	\$5			CST	\$1,269				

Table 3: Transportation Alternatives Program

Shown in \$1,000s

Year - Rank	Applicant/Lead Agency	Proj. No.	Location	Description	Total Cost	< FY 24	TIP FY 2024-2028					Addtl Funds Needed	Notes
							FY 24	FY 25	FY 26	FY 27	FY28		
21-3	ITID	4490021	Grapeview Blvd from Key Lime Blvd to 60th St and Key Lime Blvd from Hall to M-1 Canal	Construct 10' shared use path and 8' pathway	\$1,663	\$5		CST \$1,658					
21-4	Wellington	4490061	C-8 Canal from Forest Hill Blvd to Stribling Way	Construct 10' shared use path	\$739	\$5		CST \$734					
22-1	ITID	4507871	Hamlin Blvd from Hall Blvd to Grapeview Blvd; Grapeview Blvd from Hamlin Blvd to Citrus Grove Blvd; Citrus Grove Blvd from Hall Blvd to Avocado Blvd	Construct 10' shared use path and expand existing sidewalk to 8'	\$1,305		PE \$5		CST \$1,300				
22-2	Palm Beach Gardens	4508291	Fairchild Ave from Fairchild Gardens Ave to Campus Dr	Construct buffered bicycle lanes and 8' pathway on south side of roadway	\$1,413		PE \$5		CST \$1,408				
22-3	West Palm Beach	4508621	49th St from Greenwood Ave to North Flagler Drive	Construct ADA curb ramps and sidewalks, traffic calming speed humps and sharrows	\$570		PE \$5		CST \$565				
22-4	Royal Palm Beach	4508241	Various Locations - Local Roads	Install pedestrian and bicycle network wayfinding signage	\$879		PE \$5		CST \$874				
Cost Summary					\$24,142	\$12,883	\$6,821	\$5,061	\$4,148				

Table 4: New FDOT Projects

Shown in \$1,000s

Lead Agency	Proj. No.	Description	Total Cost	< FY 24	TIP FY 2024-2028					Notes	
					FY 24	FY 25	FY 26	FY 27	FY 28		
Palm Beach County	4522451	Flavor Pict Rd from Lyons Rd to Hagen Ranch Rd	\$18,826							CST \$18,826	\$15.2 M in local funding, \$3.6 M CIGP
Turnpike	4157484	Florida's Turnpike from PGA Blvd to W Indiantown Rd (MP 110-117)	\$500					PE \$500			
FDOT	4512241	SR-80/Jog Rd Improvements	\$1,700		PE \$293		RRU \$10	CST \$1,397			
FDOT	4442593	SR-80/US-27 Electric Vehicle Charging Program - Phase II	\$2,400		CAP \$900	OPS \$1,500					
FDOT	4505873	SR-706/Indiantown Rd Bridges #930453 & 930454	\$11,101		PE \$1,092					CST \$10,009	
FDOT	4506841	SR-A1A/Ocean Blvd Bridge over Boca Inlet (#930060)	\$7,648			PE \$836	PE \$42			CST \$6,770	
FDOT	4498351	SR-25/US-27 from MP 12.7 to MP 16	\$12,469		PE \$1,242			CST \$11,226			
FDOT	4498321	Federal Hwy/SR-5 from Dixie Hwy/US-1/SR-5 to 10th Ave S	\$1,680		PE \$277			CST \$1,403			
FDOT	4484381	SR-7/US-441 from S of SR-804/Boynton Beach Blvd to S SR-802/Lake Worth Rd	\$14,091		PE \$637			CST \$13,455			
FDOT	4498141	SR-704/Royal Palm Way from 4 Arts Plaza to S County Rd	\$3,009		PE \$358			CST \$2,651			
FDOT	4484391	Beeline Hwy/SR-710 from west of Park Commerce Blvd to east of Aviation Blvd	\$63,936		PE \$5,689					CST \$58,246	
FDOT	4498341	SR-717/E Canal St from SR-80 to SE Ave E	\$4,648		PE \$517			PE \$26	CST \$4,104		
FDOT	4498101	Lake Worth Rd/SR-802 from Everett Ct to A St	\$2,772		PE \$320		RRU \$100	CST \$2,351			
FDOT	4463731	Forest Hill Blvd/SR-882 from east of Lake Clarke Drive to Dixie Hwy/US-1	\$4,142		PE \$497		RRU \$200	CST \$3,435			
					RRU \$10						

Table 4: New FDOT Projects

Shown in \$1,000s

Lead Agency	Proj. No.	Description	Total Cost	< FY 24	TIP FY 2024-2028					Notes
					FY 24	FY 25	FY 26	FY 27	FY 28	
FDOT	4506771	US-1/SR-5 from north of Silver Beach Rd to south of Palmetto Dr	\$582		PE \$77			CST \$505		
FDOT	4506791	I-95 at Okeechobee Blvd/SR-704	\$1,954					CST \$1,954		
FDOT	4443431	I-95 at Hypoluxo Rd	\$1,039				PE \$257		CST \$782	
FDOT	4492901	I-95 from NB Linton Rd off-ramp to Lawson Blvd Underpass	\$3,450			PE \$422		CST \$3,028		
FDOT	4443371	I-95 from north of Woolbright Rd to south of Woolbright Rd	\$1,325		PE \$236		CST \$1,089			
			\$90,135			\$12,146	\$2,759	\$1,699	\$46,036	\$94,632

FUNDING SUMMARY

The TIP is financially constrained for each fiscal year. Federally funded projects identified in the TIP can be implemented using current proposed revenue sources based on the FDOT Tentative Work Program and locally dedicated transportation revenues. All Projects funded by FDOT with federal or non-federal dollars are included in a balanced 36-month forecast of cash and expenditures and a five-year finance plan supporting the FDOT Work Program. All local government projects (non-federally funded) that are included in the TIP are part of member local government's capital improvement programs. The following table provides a summary of federal, state and local funding codes as well as the dollar amounts allocated to projects within each funding code by fiscal year. Note that all project costs are shown in year of expenditure dollars, meaning the costs reflect the adjusted value of the work at the time the funds will be expended on the project.

Total Programmed by Funding Code

Fund Code / Name		2024	2025	2026	2027	2028	Total
Federal							
NATIONAL HIGHWAY PERFORMANCE PROGRAM (NHPP)							
ACNP	AC NATIONAL HWY FUNDS	10,821,192	36,675,785	37,231,594	69,060,355	42,133,891	195,922,817
ACNR	AC NATIONAL HWY RESURFACING	26,623,998	8,024,436	-	5,202,357	9,958,345	49,809,136
ACPR	ADVANCED CONSTRUCTION PROTECT GRANT	5,039,205	-	149,832	-	10,286,744	15,475,781
SURFACE TRANSPORTATION BLOCK GRANT (STBG) PROGRAM							
CARU	CARBON REDUCTION, PALM BEACH TPA	-	2,853,560	2,796,058	2,500,000	2,610,631	10,760,249
GFEV	GENERAL FUND - VEHICLE CHARGING PROGRAM	900,000	1,500,000	-	-	-	2,400,000
GFSU	GENERAL FUND - STPBG >200K (Urban)	1,309,773	-	-	-	-	1,309,773
SA	STP, ANY AREA STATEWIDE	5,355,879	5,889,055	133,388	10,028,163	12,090,815	33,497,300
SU	STP, PALM BEACH TPA	38,612,528	21,198,712	23,053,979	21,140,788	23,299,659	127,305,666
TALT	TRANSPORTATION ALTS- ANY AREA STATEWIDE	1,220,336	1,919,558	832,293	-	-	3,972,187
TALU	TRANSPORTATION ALTS PALM BEACH MPO	2,525,384	1,519,462	2,279,449	-	-	6,324,295
HIGHWAY SAFETY IMPROVEMENT PROGRAM (HSIP)							
ACSS	ADVANCE CONSTRUCTION (SS,HSP)	7,133,811	4,561,919	12,174,568	-	1,461,594	25,331,892
OTHER FEDERAL PROGRAMS							
ACFP	AC NATIONAL FREIGHT PROG (NFP)	-	1,115,000	11,450,728	-	1,755,000	14,320,728
ACBR	AC FED BRIDGE FUNDS	6,089,436	2,138,062	-	-	-	8,227,498
CM	CONGESTION MITIGATION FOR AIR QUALITY	1,256,720	71,130	-	-	-	1,327,850
FAA	FEDERAL AVIATION ADMIN	3,600,000	1,260,000	-	-	-	4,860,000
FEDERAL TRANSIT ADMINISTRATION							
5307	FEDERAL TRANSIT URBAN AREA FORMULA FUNDS	15,187,500	15,187,500	15,348,000	16,348,000	-	62,071,000
5311	FEDERAL TRANSIT RURAL AREA FORMULA FUNDS	333,180	328,968	369,052	374,641	-	1,405,841
5339	FTA BUS & BUS FACILITIES INFRASTRUCTURE	2,200,000	-	2,800,000	2,200,000	2,200,000	9,400,000
DU	STATE PRIMARY/FEDERAL REIMB	1,904,155	400,915	443,158	450,970	459,642	3,658,840
GFBR	GENERAL FUND - BRIDGE REPAIR	7,504,708	-	-	-	-	7,504,708
PL	METRO PLAN (85% FA; 15% OTHER)	2,737,071	2,522,914	2,565,873	2,565,873	2,565,873	12,957,604
<i>Federal Subtotal</i>		<i>140,354,876</i>	<i>107,166,976</i>	<i>111,627,972</i>	<i>129,871,147</i>	<i>108,822,194</i>	<i>597,843,165</i>

Total Programmed by Funding Code

Fund Code / Name		2024	2025	2026	2027	2028	Total
State							
BNIR	INTRASTATE R/W & BRIDGE BONDS	6,873,563	20,964,432	-	-	-	27,837,995
BRRP	STATE BRIDGE REPAIR & REHAB	225,000	6,360,492	1,871,254	-	16,535,318	24,992,064
CIGP	COUNTY INCENTIVE GRANT PROGRAM	326,616	533,749	-	-	7,158,324	8,018,689
D	UNRESTRICTED STATE PRIMARY	20,019,283	20,263,847	20,241,921	20,690,684	22,891,703	104,107,438
DDR	DISTRICT DEDICATED REVENUE	59,371,514	66,531,142	48,899,364	49,298,198	32,318,042	256,418,260
DI	ST. - S/W INTER/INTRASTATE HWY	-	2,423,234	23,906,377	99,197,974	1,400,000	126,927,585
DIH	STATE IN-HOUSE PRODUCT SUPPORT	2,902,278	2,184,913	1,393,569	1,736,041	890,275	9,107,076
DIS	STRATEGIC INTERMODAL SYSTEM	-	8,361,630	-	-	-	8,361,630
DITS	STATEWIDE ITS - STATE 100%.	3,613,761	1,681,552	1,731,998	1,378,157	-	8,405,468
DPTO	STATE - PTO	14,272,884	22,929,588	8,278,808	10,940,901	3,385,667	59,807,848
DS	STATE PRIMARY HIGHWAYS & PTO	20,198,867	2,100,173	2,720,530	9,423,431	220,000	34,663,001
DSPC	SERVICE PATROL CONTRACT	658,391	1,748,953	3,438,953	4,884,208	1,115,531	11,846,036
EB	EQUITY BONUS	-	-	-	-	-	-
PKBD	TURNPIKE MASTER BOND FUND	243,211,518	371,191,595	141,229,393	215,910,887	208,051,708	1,179,595,101
PKYI	TURNPIKE IMPROVEMENT	67,635,837	4,055,681	19,972,748	18,479,215	25,946,796	136,090,277
PKYR	TURNPIKE RENEWAL & REPLACEMENT	2,046,912	4,425,585	-	-	-	6,472,497
PKYO	TURNPIKE TOLL COLLECTION/OPER.	62,313,554	54,716,207	57,716,207	54,716,207	57,716,000	287,178,175
PORB	PORT FUNDS RETURNED FROM BONDS	13,769	-	-	-	-	13,769
PORT	SEAPORTS	2,251,314	-	-	-	-	2,251,314
SCRC	SMALL COUNTY OUTREACH PROGRAM - RURAL	1,124,722	-	-	-	-	1,124,722
SIWR	2015 SB2514A-STRATEGIC INT SYS	-	175,000	-	2,594,925	-	2,769,925
STED	2012 SB1998-STRATEGIC ECON COR	-	25,392,000	10,900,000	54,100,662	-	90,392,662
TDTF	TRANS DISADV - TRUST FUND	3,450,516	3,466,233	3,475,663	3,475,663	-	13,868,075
TMBD	I-95 EXPRESS LANES	725,848	725,848	725,848	725,848	725,848	3,629,240
TOBD	I-95 EXPRESS LANES	1,266,269	1,283,255	600,258	834,635	859,230	4,843,647
TRIP	TRANS REGIONAL INCENTIVE PROGM	-	65,265	1,821,194	2,100,000	-	3,986,459
TRWR	TRIP, WHEELS ON THE ROAD	1,690,027	1,748,160	1,401,152	-	-	4,839,339
<i>State Subtotal</i>		<i>514,192,443</i>	<i>623,328,534</i>	<i>350,325,237</i>	<i>550,487,636</i>	<i>379,214,442</i>	<i>2,417,548,292</i>

Total Programmed by Funding Code

Fund Code / Name		2024	2025	2026	2027	2028	Total
Local							
ADR	ADVERTISING REVENUE	725,000	725,000	725,000	725,000	-	2,900,000
ADV	AD-VALOREM	57,823,856	59,227,668	60,694,488	40,307,890	-	218,053,902
BOCA	BOCA RATON	375,000	375,000	375,000	375,000	-	1,500,000
CENW	CENTURY WEST	375,000	375,000	375,000	375,000	-	1,500,000
FBR	FAREBOX REVENUE	12,357,888	12,556,746	9,113,000	11,778,000	-	45,805,634
LGT	LOCAL OPTION GAS TAX	98,964,890	76,125,179	66,300,422	34,057,450	1,006,631	276,454,572
IF	IMPACT FEE	13,987,000	12,900,000	2,750,000	-	-	29,637,000
IST	INFRASTRUCTURE SUR TAX	13,303,175	27,884,000	9,802,000	23,930,000	-	74,919,175
LF	LOCAL FUNDS	41,617,394	61,671,052	23,158,662	18,080,654	26,347,667	170,875,429
PKLF	LOCAL SUPPORT FOR TURNPIKE	41,120,000	-	-	-	-	41,120,000
MF	MOBILITY FEE	140,000	437,146	-	-	-	577,146
RTA	SFRTA	666,000	666,000	666,000	666,000	-	2,664,000
<i>Local Total</i>		<i>281,455,203</i>	<i>252,942,791</i>	<i>173,959,572</i>	<i>130,294,994</i>	<i>27,354,298</i>	<i>866,006,858</i>
Summary							
Federal		140,354,876	107,166,976	111,627,972	129,871,147	108,822,194	597,843,165
State		514,192,443	623,328,534	350,325,237	550,487,636	379,214,442	2,417,548,292
Local		281,455,203	252,942,791	173,959,572	130,294,994	27,354,298	866,006,858
Grand Total		936,002,522	983,438,301	635,912,781	810,653,777	515,390,934	3,881,398,315



Summary Points of the March 16, 2023 Governing Board Meeting

PDF versions of the agenda, backup material and presentations as well as audio and video recordings are available for review at PalmBeachTPA.org/Board

Special Presentation – The Chair read the TPA 2023 Florida Bicycle Month Proclamation.

Approved Minutes – The Board approved its minutes for February 16, 2023.

Approved Citizen’s Advisory Committee (CAC) Appointment – The Board approved appointment of Gwendolyn Lowery as the Port of Palm Beach Representative.

Approved Transportation Disadvantage (TD) Local Coordinating Board (LCB) Appointment – The Board approved appointment of Nancy Yarnall as the Agency for Area Aging Representative.

Adopted TPA Resolution 2023-04 – The Board approved amendments to the TPA Financial Policies to reflect the current Finance Department roles and responsibilities and sharing of audit procedures.

Adopted TPA Resolution 2023-05 – The Board approved the TPA’s Public Participation Plan (PPP) update.

Florida Department of Transportation (FDOT) Strategic Intermodal System (SIS) Draft 2050 Cost Feasible Plan Update – FDOT staff provided an update on the SIS Cost Feasible Plan.

TPA Vision 2050 Long Range Transportation Plan (LRTP) – TPA staff provided an overview of the 2050 LRTP Update, including milestones over the next two years and ways to be involved.

TD LCB Update – TPA Staff provided an overview of the TD Program and the TD LCB administered by the TPA.



Summary Points of the April 20, 2023 Governing Board Meeting

PDF versions of the agenda, backup material and presentations as well as audio and video recordings are available for review at PalmBeachTPA.org/Board

Approved Minutes – The Board approved its minutes for March 16, 2023.

Approved Technical Advisory Committee (TAC) Appointment – The Board approved appointment of Jonathan Reinsvold as the Village of Wellington Representative, Giles Rhoads as the City of Palm Beach Garden Alternate, Michael Giambone as the Palm Beach County Airports Alternates, Rasem Awwad as the Palm Beach County Engineering Alternate, and Tim Stillings as the Village of Wellington Alternate.

Approved Vision Zero Advisory Committee (VZAC) Renewals – The Board approved appointment of Michael Owens as the School District of Palm Beach County Representative and Joyell Shaw as the School District of Palm Beach County Alternate.

Adopted TPA Resolution 2023-06 – The Board adopted amendment #4 to the TPA's Fiscal Year (FY) 23-27 Transportation Improvement Program (TIP) to add project #4527191 and increase length for project #4132601.

Adopted TPA Resolution 2023-07 – The Board adopted New Targets for Federally Required Performance Measures (PM) of Bridge, Pavement, and System Performance. The Board also requested a future workshop to discuss the target setting in more detail.

South Florida Commuter Services (SFCS) – SFCS staff provided an overview of their program.

Project Scheduling Report – April 2023
Phases occurring within the next 90 days
Palm Beach TPA & FDOT District 4

4.B

The purpose of this report is to ensure stakeholders are aware of upcoming activities for each project to allow for increased input. The TPA has consolidated the FDOT report to focus on TPA priorities and scheduling activities that are occurring within the next 90 days. The full list of scheduling activities is described below.

Scheduled Activity	Description
Multimodal Scoping Checklist (MMSC)	FDOT's Office of Modal Development (OMD) notifies impacted agencies to enter comments about the project scope. The local agency can confirm or discuss context class, minor comments about multimodal features.
Resolution from Agency (for Off-System Projects Only)	If an off-system project is administered by FDOT, the local agency's governing board must pass a resolution endorsing FDOT's delivery of the project.
Review of Scope with Agency	Meet with local agency to review and confirm scope prior to FDOT advertising for consultant acquisition.
Execution Date (Design)	FDOT Design starts.
Project Kickoff Meeting	FDOT Design Team coordinates with local agency. Contact the FDOT project manager for date/time/location of the meeting.
Initial Field Review	Field Review meeting. Typically occurs at the project site.
Initial Engineering	30% plans to reviewers. Stakeholders provide review and feedback on the approved Typical Section.
Public Information Workshop	Tentative date to conduct a public information workshop. Date may differ than final workshop date.
Constructability Plans	60% plans to reviewers. At this time most of the Design is complete, no scope discussion, review focuses on items to be constructed, their construction impacts, and materials to be used.
Plans Specification and Estimates (PSE) Meeting	FDOT PM arranges field review with all reviewers to evaluate the final engineering plans with respect to actual field conditions.
Biddability Plans to Reviewers	90% plans. At this time, Design is complete. Verifying quantities and pay items.
Production	100% plans. Plans are complete.
Local Agency Program (LAP) Commitment	Agency and FDOT commits the project funds and budget to the Legislature and the Governor's office.
Letting	Bids are opened and the apparent low bid contract is determined. Construction typically begins 4 to 6 months after letting.
Construction Notice to Proceed (NTP)	Construction starts. Construction dates for FDOT administered projects can be found through the FDOT Operations Center.

For more information on a project, please contact the FDOT District 4 office at 954.486.1400 and ask to be transferred to the FDOT Project Manager for the specific project. For the FDOT copy of the report with the full project schedule, contact Wibet Hay at Wibet.Hay@dot.state.fl.us or 954.777.4573.

Please note, the dates shown in this report are a snapshot and dates can change frequently. Updated reports are requested monthly from FDOT.

FM #	Location	Type of Work	Lead Agency	Phase Milestone	Date
SIS Capacity					
4192511	BEELINE HWY/SR-710 FROM NORTHLAKE BLVD TO BLUE HERON BLVD/SR-708	ADD LANES & RECONSTRUCT	FDOT	Letting	4/26/2023
4132651	I-95 AT CENTRAL BLVD	INTERCHANGE (NEW)	FDOT	PSE Meeting	4/28/2023
4397581	I-95 AT INDIANTOWN RD	INTERCHANGE - ADD LANES	FDOT	Letting	5/5/2023
4358041	I-95 AT BOYNTON BEACH BLVD/SR-804	INTERCHANGE - ADD LANES	FDOT	Constructability Plans	5/25/2023
4465511	BEELINE HWY/SR-710 FROM MARTIN COUNTY LINE TO OLD DIXIE HIGHWAY	ARTERIAL TRAFFIC MGMT SYSTEMS	FDOT	PSE Meeting	5/30/2023
4132651	I-95 AT CENTRAL BLVD	INTERCHANGE (NEW)	FDOT	Biddability	6/6/2023
4465511	BEELINE HWY/SR-710 FROM MARTIN COUNTY LINE TO OLD DIXIE HIGHWAY	ARTERIAL TRAFFIC MGMT SYSTEMS	FDOT	Biddability	6/8/2023
4378681	SOUTHERN BLVD/SR-80 AT SR-7/US-441	ADD TURN LANE(S)	FDOT	Public Information Workshop	6/21/2023
State Road Modifications					
4400461	LAKE WORTH RD/SR-802 ROUNDABOUT PEDESTRIAN IMPROVEMENTS	PEDESTRIAN SAFETY IMPROVEMENT	FDOT	Letting	5/5/2023
2296584	ATLANTIC AVE/SR-806 FROM SR-7/US-441 TO WEST OF LYONS RD	ADD LANES & RECONSTRUCT	FDOT	PSE Meeting	5/8/2023
4383864	US-1 FROM PALMETTO PARK RD TO NORTHLAKE BLVD	PUBLIC TRANSPORTATION SHELTER	FDOT	Initial Field Review	5/8/2023
4405755	ATLANTIC AVE/SR-806 FROM CUMBERLAND DR TO JOG RD	ADD LANES & RECONSTRUCT	FDOT	Public Information Workshop	5/17/2023
2296584	ATLANTIC AVE/SR-806 FROM SR-7/US-441 TO WEST OF LYONS RD	ADD LANES & RECONSTRUCT	FDOT	Biddability	6/8/2023
4383862	US-1 FROM 59TH ST TO NORTHLAKE BLVD	BIKE LANE/SIDEWALK	FDOT	Public Information Workshop	6/22/2023
Local Initiatives Program					
4415861	BRANT BRIDGE CONNECTOR FROM LINDELL BLVD TO BRANT BRIDGE	BIKE LANE/SIDEWALK	DELRAY BEACH	Kickoff Meeting	4/24/2023
4415701	36TH ST FROM AUSTRALIAN AVE TO POINSETTA AVE	BIKE LANE/SIDEWALK	FDOT	Public Information Workshop	6/12/2023
Transportation Alternatives Program					
4400151	WEST PALM BEACH - NORTH SHORE PEDESTRIAN BRIDGE	PEDESTRIAN BRIDGE	FDOT	Biddability	4/6/2023
4483011	CITY OF LAKE WORTH BEACH VARIOUS LOCATIONS	SIDEWALK	LAKE WORTH BEACH	LAP Commitment	4/7/2023
Other FDOT & Local Projects					
4502131	I-95 AT W ATLANTIC AVE	LANDSCAPING	FDOT	Constructability Plans	4/10/2023
4443441	I-95 FROM SOUTH OF SPANISH RIVER BLVD TO NORTH OF YAMATO RD	LANDSCAPING	FDOT	Constructability Plans	4/10/2023
4475491	FOREST HILL BLVD/SR-882 FROM OLIVE TREE BLVD TO JOG RD	LIGHTING	FDOT	Initial Field Review	4/28/2023
4456281	INTERSECTION LIGHTING IMPROVEMENTS- PALM BEACH COUNTY	LIGHTING	FDOT	PSE Meeting	5/15/2023
4458821	SR-7/US-441 AT LAKE WORTH RD	INTERSECTION IMPROVEMENT	FDOT	Constructability Plans	5/16/2023
4470011	INTERSECTION LIGHTING RETROFIT IMPROVEMENT	LIGHTING	FDOT	PSE Meeting	5/30/2023
4331093	I-95 FROM BROWARD COUNTY LINE TO LINTON BLVD - EXPRESS LANES	LANDSCAPING	FDOT	Letting	6/2/2023

FM #	Location	Type of Work	Lead Agency	Phase Milestone	Date
4456281	INTERSECTION LIGHTING IMPROVEMENTS- PALM BEACH COUNTY	LIGHTING	FDOT	Biddability	6/8/2023
4470011	INTERSECTION LIGHTING RETROFIT IMPROVEMENT	LIGHTING	FDOT	Biddability	6/8/2023
4443401	I-95 AT 6TH AVE S	LANDSCAPING	FDOT	Constructability Plans	6/9/2023
Major Maintenance					
4461031	MILITARY TRAIL FROM SOUTH OF DEVONS RD TO NORTH OF FLAG DR	RESURFACING	FDOT	Letting	3/29/2023
4444771	A1A FROM SOUTH OF GRAND BAY CT TO SOUTH OF LINTON BLVD	RESURFACING	FDOT	Public Information Workshop	3/30/2023
4444771	A1A FROM SOUTH OF GRAND BAY CT TO SOUTH OF LINTON BLVD	RESURFACING	FDOT	PSE Meeting	4/3/2023
4484171	SR-A1A/OCEAN BLVD FROM NORTH OF IBIS WAY TO S OF SR-80/SOUTHERN BLVD	RESURFACING	FDOT	Kickoff Meeting	4/4/2023
4461731	FEDERAL HWY FROM S OF 10TH AVE SOUTH TO 6TH AVE N	RESURFACING	FDOT	Biddability	4/6/2023
4444771	A1A FROM SOUTH OF GRAND BAY CT TO SOUTH OF LINTON BLVD	RESURFACING	FDOT	Biddability	4/7/2023
4461031	MILITARY TRAIL FROM SOUTH OF DEVONS RD TO NORTH OF FLAG DR	RESURFACING	FDOT	Construction Notice to Proceed (NTP)	4/7/2023
4461051	STATE MARKET RD FROM SR-15 TO US-441/E MAIN ST	RESURFACING	FDOT	Public Information Workshop	4/10/2023
4461751	A1A FROM N OF EMERALDA BCH WAY TO SOUTH OF SR-704/ROYAL PALM WAY	RESURFACING	FDOT	Public Information Workshop	4/10/2023
4461751	A1A FROM N OF EMERALDA BCH WAY TO SOUTH OF SR-704/ROYAL PALM WAY	RESURFACING	FDOT	PSE Meeting	4/17/2023
4461051	STATE MARKET RD FROM SR-15 TO US-441/E MAIN ST	RESURFACING	FDOT	PSE Meeting	4/17/2023
4461791	OKEECHOBEE BLVD FROM TAMARIND AVE TO WEST OF LAKEVIEW AVE	RESURFACING	FDOT	Public Information Workshop	4/17/2023
4461791	OKEECHOBEE BLVD FROM TAMARIND AVE TO WEST OF LAKEVIEW AVE	RESURFACING	FDOT	PSE Meeting	4/24/2023
4461021	SR-15 FROM N OF 1ST ST TO PALM BEACH/MARTIN COUNTY LINE	RESURFACING	FDOT	Letting	4/26/2023
4461001	SR-80 FROM SR-25/US-27 TO EAST OF GLADES GLEN DR	RESURFACING	FDOT	Letting	4/26/2023
4398451	SR-715 FROM SR-80 TO W OF CANAL ST SOUTH	RESURFACING	FDOT	Letting	4/26/2023
4476711	OKEECHOBEE BLVD/SR-704 FROM W OF I-95 TO AUSTRALIAN AVE	RESURFACING	FDOT	Constructability Plans	4/26/2023
4428911	US-1 OVER EARMAN RIVER BRIDGE	BRIDGE REPLACEMENT	FDOT	Production	5/1/2023
4484371	BOYNTON BCH BLVD/SR-804 FROM ORCHID GROVE TRAIL TO W OF PALM ISLES DR	RESURFACING	FDOT	Kickoff Meeting	5/9/2023
4484151	US-1/SR-5 FROM BELVEDERE RD TO SR-704/LAKEVIEW AVE	RESURFACING	FDOT	Kickoff Meeting	5/9/2023
4461051	STATE MARKET RD FROM SR-15 TO US-441/E MAIN ST	RESURFACING	FDOT	Biddability	5/10/2023
4461791	OKEECHOBEE BLVD FROM TAMARIND AVE TO WEST OF LAKEVIEW AVE	RESURFACING	FDOT	Biddability	5/10/2023
4461751	A1A FROM N OF EMERALDA BCH WAY TO SOUTH OF SR-704/ROYAL PALM WAY	RESURFACING	FDOT	Biddability	5/10/2023
4484351	SR-811 FROM SOUTH OF RCA BLVD TO NORTH OF DONALD ROSS RD	RESURFACING	FDOT	Initial Field Review	5/17/2023
4461761	A1A FROM S OF JOHN D MACARTHUR ENTRANCE TO PORTAGE LANDING NORTH	RESURFACING	FDOT	Public Information Workshop	5/22/2023
4476621	A1A FROM LINTON BLVD TO E ATLANTIC AVE	RESURFACING	FDOT	Constructability Plans	5/24/2023
4461771	SR-7/US-441 FROM NORTH OF SOUTHERN BLVD/SR-80 TO OKEECHOBEE BLVD/SR-704	RESURFACING	FDOT	Construction Notice to Proceed (NTP)	5/26/2023

FM #	Location	Type of Work	Lead Agency	Phase Milestone	Date
4461761	A1A FROM S OF JOHN D MACARTHUR ENTRANCE TO PORTAGE LANDING NORTH	RESURFACING	FDOT	PSE Meeting	5/30/2023
4414661	SPANISH RIVER BLVD/SR-800 OVER ICWW	BRIDGE-REPAIR/REHABILITATION	FDOT	Letting	6/2/2023
4461741	PGA BLVD/SR-786 FROM EAST OF I-95 TO E OF FAIRCHILD GARDENS AVE	RESURFACING	FDOT	Production	6/5/2023
4460991	US-1 FROM N QUADRILLE BLVD TO PALM BEACH LAKES BLVD	RESURFACING	FDOT	Construction Notice to Proceed (NTP)	6/7/2023
4461761	A1A FROM S OF JOHN D MACARTHUR ENTRANCE TO PORTAGE LANDING NORTH	RESURFACING	FDOT	Biddability	6/8/2023
4476631	A1A FROM SOUTH OF LAKE AVE TO N OF IBIS WAY	RESURFACING	FDOT	Public Information Workshop	6/12/2023
4476651	BOYNTON BEACH BLVD/SR-804 FROM SR-7/US-441 TO LYONS RD	RESURFACING	FDOT	Constructability Plans	6/14/2023
4476701	SR-7/US-441 FROM GLADES RD TO NORTH OF BRIDGE BROOK DR	RESURFACING	FDOT	Initial Engineering	6/15/2023
4484171	SR-A1A/OCEAN BLVD FROM NORTH OF IBIS WAY TO S OF SR-80/SOUTHERN BLVD	RESURFACING	FDOT	Initial Field Review	6/15/2023
4476631	A1A FROM SOUTH OF LAKE AVE TO N OF IBIS WAY	RESURFACING	FDOT	PSE Meeting	6/19/2023
4476581	US-1 FROM BAILEY ST TO HARBOURSIDE DR	RESURFACING	FDOT	Constructability Plans	6/22/2023

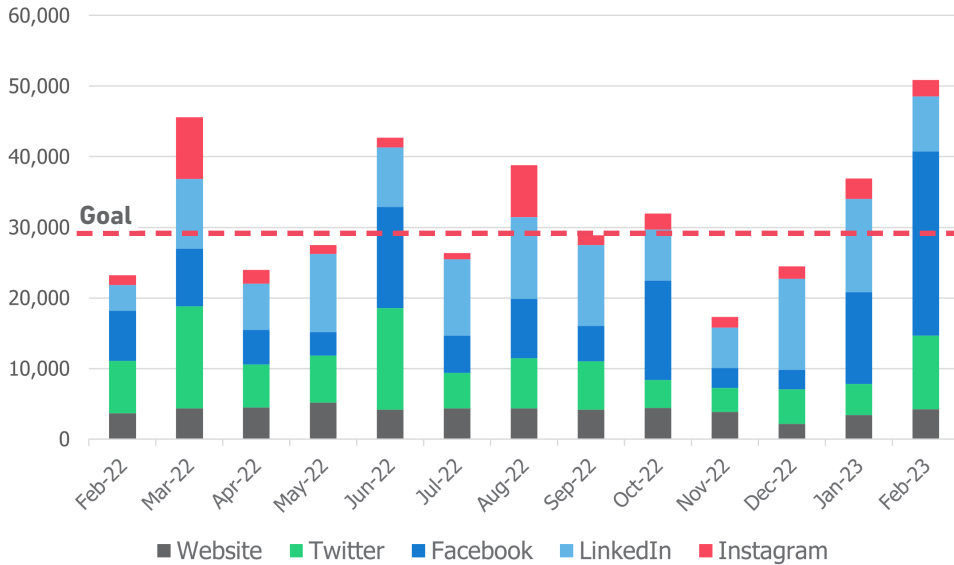
Public Involvement Activity Report

February 2023

4.C.1

FY 22 Strategic Plan Goal 1.B Increase Social Media Engagement

Social Media Impressions



FY 22 Strategic Plan Goal 1.D: Increase public awareness of the TPA Goal: 75 TPA-related media stories Current: 66 TPA-related media stories

Total February Media Coverage

Audience: Represents the number of people who likely viewed a story.

Publicity Value: Represents the cost to advertise during that specific time, program and/or platform multiplied by the number of people who viewed the story.



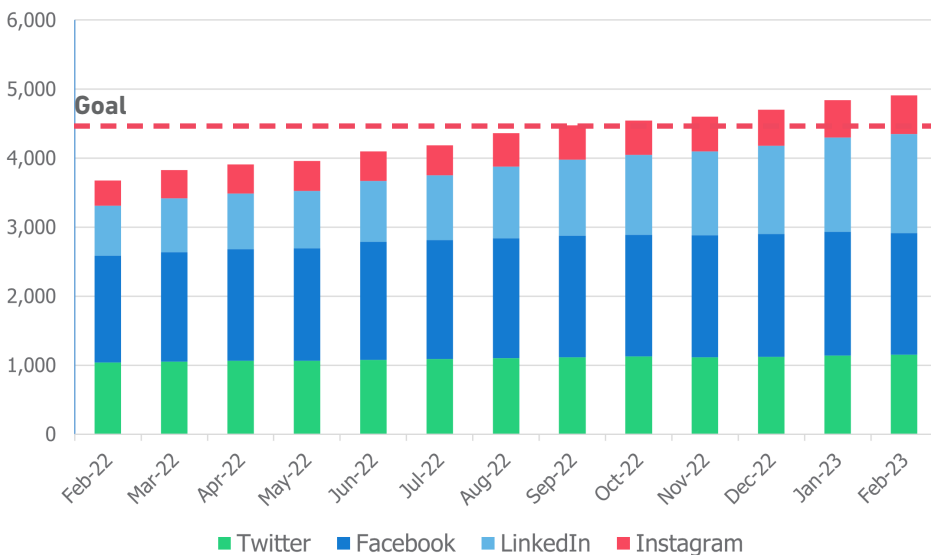
Total Online + Print Audience
1,488,784

Total Online + Print Publicity
USD \$11,710

[View this month's media report](#)

FY 22 Strategic Plan Goal 1.B Increase Social Media Engagement

Social Media Followers



Palm Beach Daily News: Editorial featuring Light Rail Proposal from TPA Multimodal Corridor Study

Editorial: We need collaborative strategy to cope with growth

Palm Beach cannot divorce itself from the pressure growth across the bridges puts on roads and infrastructure.

Palm Beach Daily News
Published 5:15 a.m. ET Feb. 5, 2023



Stephen Ross, left, makes remarks during the Palm Beach Civic Association's Signature Speaker Series Luncheon at The Beach Club on Jan. 23 as Bob Nederlander watches. DAMON HIGGINS/THE PALM BEACH DAILY NEWS

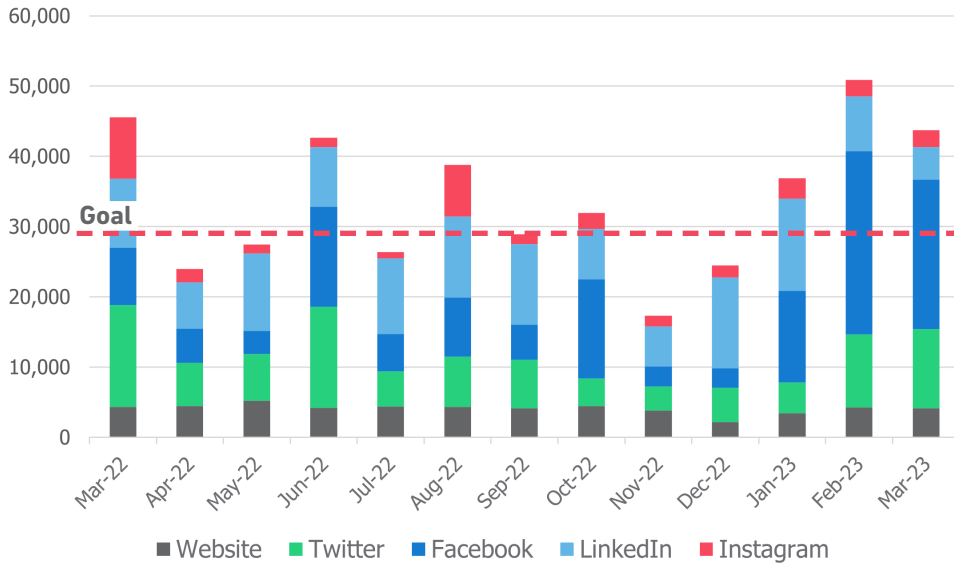
Public Involvement Activity Report

March 2023

4.C.2

FY 23 Strategic Plan Goal 1.B Increase Social Media Engagement

Social Media Impressions



FY 23 Strategic Plan Goal 1.D: Increase public awareness of the TPA Goal: 75 TPA-related media stories Current: 75 TPA-related media stories

Total March Media Coverage

Audience: Represents the number of people who likely viewed a story.

Publicity Value: Represents the cost to advertise during that specific time, program and/or platform multiplied by the number of people who viewed the story.



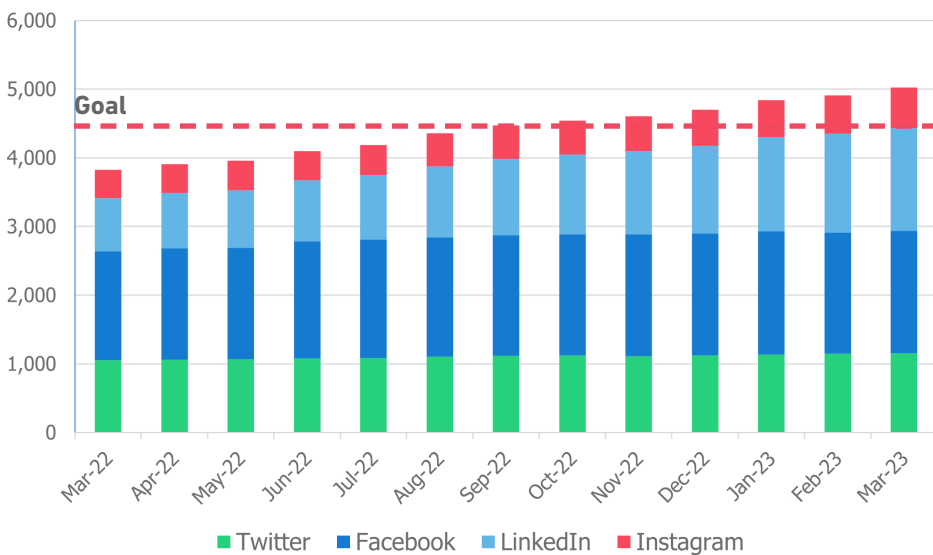
Total Online + Print Audience
1,366,733

Total Online + Print Publicity
USD \$15,653

[View this month's media report](#)

FY 23 Strategic Plan Goal 1.B Increase Social Media Engagement


Social Media Followers



Palm Beach Post: Atlantic Avenue Pedestrian and Bicycle Improvements

Atlantic Avenue to get buffered bike lanes and wider sidewalks from Turnpike to Jog Road

Mike Diamond Palm Beach Post
Published 5:28 p.m. ET March 14, 2023



This artist's rendering shows what a 10-foot-wide shared-use path and a 7-foot-wide buffered bike lane would look like on western Atlantic Avenue between Florida's Turnpike and Jog Road. The west-of-Delray Beach widening project is currently being designed. Construction won't begin until 2029. Florida Department Of Transportation