



## **CITIZEN'S ADVISORY COMMITTEE (CAC) AGENDA**

**DATE: Wednesday, February 1, 2023**  
**TIME: 1:30 p.m.**  
**PLACE: 301 Datura Street, West Palm Beach, FL 33401**

Attendees may not enter the TPA workplace if in the previous 5 days, they have tested positive for COVID-19, exhibited symptoms of COVID-19, or been in close contact with someone with COVID-19 and are unvaccinated.

To promote awareness of multimodal options for in-person attendance, a map of transportation facilities and services around the TPA Office is provided on page 4.

Members of the public can [join the meeting](#) in person or virtually.

For assistance joining the virtual meeting, call 561-725-0800 or e-mail [info@PalmBeachTPA.org](mailto:info@PalmBeachTPA.org).

---

### 1. REGULAR ITEMS

- A. Call to Order and Pledge of Allegiance
- B. Roll Call
- C. Modifications to the Agenda
- D. MOTION TO APPROVE Minutes for December 7, 2022
- E. General Public Comments and Public Comments on Agenda Items

Members of the public are invited to offer general comments and/or comments or questions on specific agenda items as follows:

- A written document, comment and/or question may be submitted at [PalmBeachTPA.org/Comment-Form](https://PalmBeachTPA.org/Comment-Form) at any time prior to the commencement of the relevant agenda item.
- A verbal comment may be provided by a virtual attendee using the raise hand feature in the Zoom platform.
- A verbal comment may be provided by an in-person attendee submitting a comment card available at the welcome table.

Note that the Chair may limit comments to 3 minutes or less depending on meeting attendance.

- F. Comments from the Chair and Member Comments
- G. CAC Liaison's Report

2. ACTION ITEMS

A. MOTION TO RECOMMEND ADOPTION of Transportation Improvement Program (TIP) Amendment #3 to the TPA's Fiscal Year (FY) 2023 - 2027 TIP

The TIP is the TPA's five-year funding program for transportation projects in Palm Beach County. The Florida Department of Transportation (FDOT) has requested approval of an amendment to the FY 23-27 TIP to include the following:

- #4415331 Lindell Blvd: modify the length and add additional funding
- #4522261 Statewide System Rumble Strips: add project
- #4524581 5310 Palm Beach County Transit Operating Assistance: add project

B. MOTION TO RECOMMEND ADOPTION Targets for Federal Performance Measures

Pursuant to Federal Highway Administration (FHWA), the TPA is required to adopt targets for federal performance measures. The performance measures requiring new targets include:

- Number of fatalities and rate, serious injuries and rate, and pedestrian & bicycle fatalities and serious injuries
- Percent of National Highway System (NHS) bridges in Good or Poor condition by deck area
- Percent of NHS Interstate pavements in Good or Poor condition
- Percent of NHS non-Interstate pavements in Good or Poor condition
- Percent of Person-Miles Traveled on the NHS Interstate that are Reliable
- Percent of Person-Miles Traveled on the Non-Interstate NHS that are Reliable
- Truck Travel Time Reliability (TTTR) Index on the NHS

The TPA has the option to support the targets adopted by the State or to establish its own targets. TPA staff will present on the attached draft resolution of performance measures and recommended targets. An additional summary of all performance measures is attached and detailed information is available at [PalmBeachTPA.org/PM](http://PalmBeachTPA.org/PM).

3. INFORMATION ITEMS

A. Florida Bicycle Month

TPA staff will provide an update on Florida Bicycle Month activities in March and encourage municipalities to adopt a Florida Bicycle Month Proclamation to celebrate and support bicycling in their community. A sample proclamation is attached. A calendar of bicycle month events is available at [PalmBeachTPA.org/Events](http://PalmBeachTPA.org/Events).

#### 4. ADMINISTRATIVE ITEMS

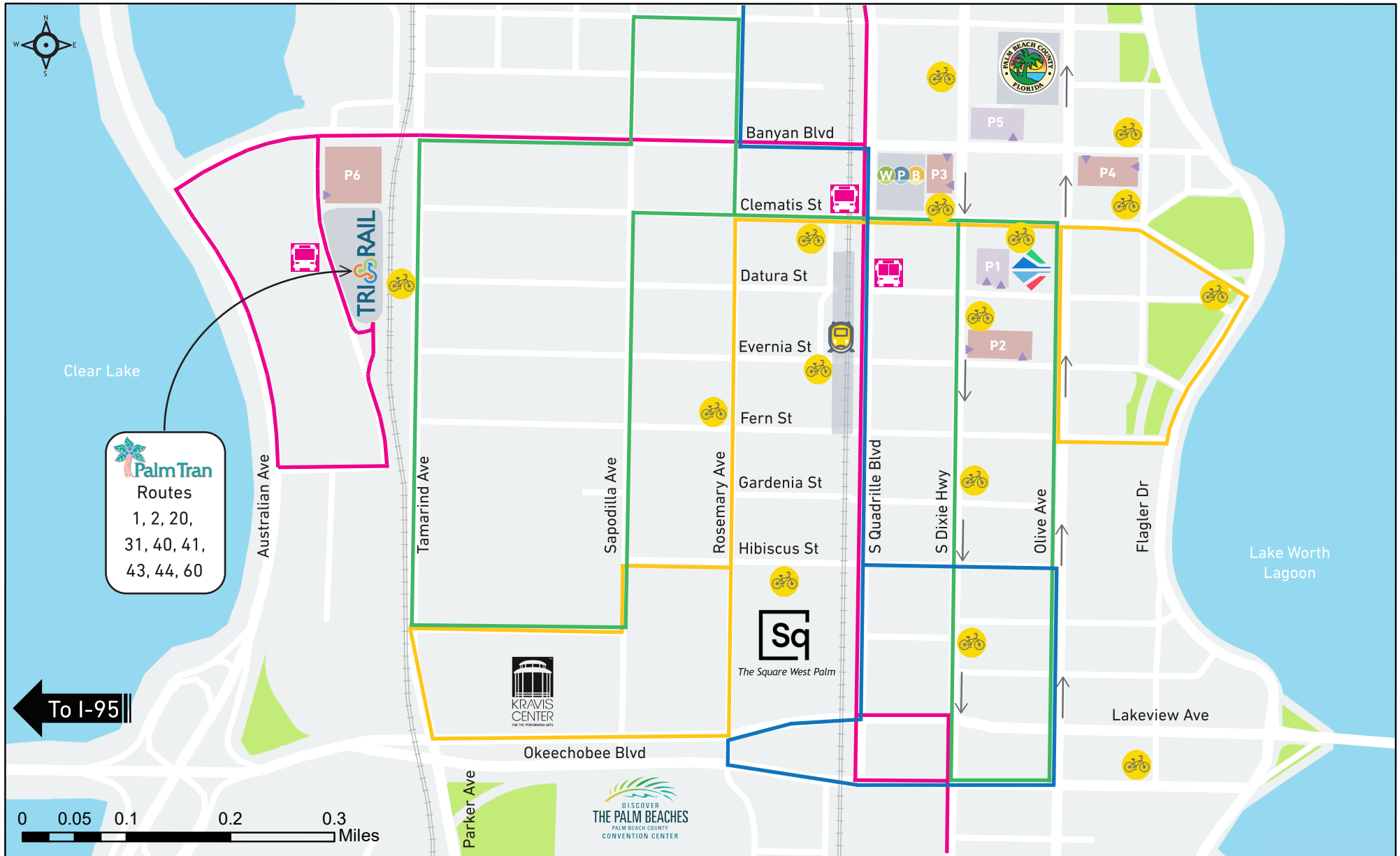
- A. Governing Board Summary Points – December 15, 2022
- B. FDOT Scheduling Report – February 2022
- C. Public Involvement Activity Report (PIAR) – September – December 2022
- D. Pedestrian and Bicycle Quarterly Crash Report – Quarter 3
- E. Next Meeting – **March 1, 2023**
- F. Adjournment

#### **NOTICE**

In accordance with Section 286.0105, *F.S.*, if a person decides to appeal any decision made by the board, agency, or commission with respect to any matter considered at such meeting or hearing, they will need a record of the proceedings, and that, for such purposes, they may need to ensure that a verbatim record of the proceedings is made, which record includes the testimony and evidence upon which the appeal is to be based.

Public participation is solicited without regard to race, color, national origin, age, sex, religion, disability or family status. Persons who require special accommodations under the Americans with Disabilities Act or persons who require translation services for a meeting (free of charge) should contact Melissa Murray at 561-725-0813 or [MMurray@PalmBeachTPA.org](mailto:MMurray@PalmBeachTPA.org) at least five (5) business days in advance. Hearing impaired individuals are requested to telephone the Florida Relay System at #711.

Se solicita La participación del público, sin importar la raza, color, nacionalidad, edad, sexo, religión, incapacidad o estado familiar. Personas que requieran facilidades especiales bajo el Acta de Americanos con Discapacidad (Americans with Disabilities Act) o personas que requieren servicios de traducción (sin cargo alguno) deben contactar a Melissa Murray al teléfono 561-725-0813 o [MMurray@PalmBeachTPA.org](mailto:MMurray@PalmBeachTPA.org) por lo menos cinco días antes de la reunión. Si tiene problemas de audición, llamar al teléfono 711.



**Palm Tran**  
Routes  
1, 2, 20,  
31, 40, 41,  
43, 44, 60

TPA Office Location	<b>Palm Tran</b> PalmTran.org Palm Tran Bus Stop Palm Tran Route 1	WEST PALM BEACH DowntownWPB.com Yellow Trolley Green Trolley Blue Trolley	<b>brightline</b> GoBrightline.com Brightline Station BrightBike Station	<b>CIRCUIT</b> Free on-demand rides around West Palm Beach & Palm Beach 7 days a week. Download the app to ride. Download on the App Store  GET IT ON Google Play
<p>*Metered on-street parking available citywide (free with Handicap placard up to 4 hours)</p>	<b>TRI &amp; RAIL</b> Tri-Rail.com			

**CHAIR**

**Uyen Dang**

Nominated by the City of Boca Raton

**VICE CHAIR**

**Albert Richwagen**

Nominated by the City of Delray Beach

**VACANT**

Nominated by the City of Belle Glade

**James Bonfiglio**

Nominated by Palm Beach County – District 5

**Ryan Rossi**

Nominated by the City of Boca Raton

**Richard Vassalotti, II**

Nominated by Palm Beach County – District 6

**VACANT**

Nominated by the City of Boynton Beach

**VACANT**

Nominated by Port of Palm Beach

**Aquannette Tyson Thomas**

Nominated by the City of Greenacres

**Sammie Brown**

Nominated by City of Riviera Beach

**Kate Layton**

Nominated by the Town of Jupiter

**Mark Forrest**

Nominated by Village of Royal Palm Beach

**VACANT**

Nominated by the City of Lake Worth Beach

**Vijay Mishra**

Nominated by Village of Wellington

**James Garvin**

Nominated by the City of Palm Beach Gardens

**Francisco Gil**

Nominated by the City of West Palm Beach

**Marc Bruner**

Nominated by the Village of Palm Springs

**Myron Uman**

Nominated by the City of West Palm Beach

**Ramona Bean**

Nominated by Palm Beach County – District 1

**Terry Brown**

At-Large Member

**Paula Ryan**

Nominated by Palm Beach County – District 2

**Greg Fagan**

At-Large Member

**Jim Knight**

Nominated by Palm Beach County – District 4

**NOTICE**

In accordance with Section 286.0105, *Florida Statutes*, if a person decides to appeal any decision made by the board, agency, or commission with respect to any matter considered at such meeting or hearing, they will need a record of the proceedings, and that, for such purposes, they may need to ensure that a verbatim record of the proceedings is made, which record includes the testimony and evidence upon which the appeal is to be based.

Public participation is solicited without regard to race, color, national origin, age, sex, religion, disability or family status. Persons who require a printed copy of the agenda package, require special accommodations under the Americans with Disabilities Act or require translation services for a meeting (free of charge) must call 561-725-0800 or email [Info@PalmBeachTPA.org](mailto:Info@PalmBeachTPA.org) at least five business days in advance. Hearing impaired individuals are requested to telephone the Florida Relay System at #711.

**OFFICIAL MEETING MINUTES OF THE  
CITIZEN'S ADVISORY COMMITTEE (CAC)**

**Wednesday, December 7, 2022**

301 Datura Street, West Palm Beach, FL 33401  
Meeting was also conducted virtually via Zoom.

*These minutes are a summary of the meeting events and may not reflect all discussion that occurred. PDF versions of the agenda, backup material and presentations as well as audio recordings are available for review at [PalmBeachTPA.org/CAC](http://PalmBeachTPA.org/CAC)*

**1. REGULAR ITEMS**

**1.A. Call to Order and Pledge of Allegiance**

CHAIR DANG called the meeting to order at 1:33 p.m. and provided an overview of the meeting procedures.

**1.B. Roll Call**

An in-person quorum was present as depicted in the table below.

Member	Roll Call	Member	Roll Call	Member	Roll Call
Ryan Rossi	P	Varisa Dass	A	Aquanette Tyson Thomas	P
James Garvin	P	Sammie Brown	P	Belle Glade – VACANT	A
Marc Bruner	P	Mark Forrest	A	Boynton Beach – VACANT	A
Ramona Bean	P	Vijay Mishra	A	Jupiter - VACANT	A
Paula Ryan	P	Francisco Gil	P	Lake Worth Beach - VACANT	A
Jim Knight	P	Myron Uman	P	Albert Richwagen	P
James Bonfiglio	P	Terry Brown	A	Uyen Dang	P
Richard Vassalotti	P	Greg Fagan	A		

P = Present, A = Absent

**1.C. Modifications to the Agenda**

The Recording Secretary stated that Terry Brown requested permission to participate virtually due to a disability that makes in-person attendance difficult.

There were no objections to his virtual participation, and the member was permitted to join the meeting.

Varisa Dass joined the meeting in person.

**1.D. APPROVED Minutes for October 4, 2022**

**MOTION to approve the minutes made by Sammie Brown and seconded by James Garvin. A verbal vote was taken and carried unanimously 16-0 as depicted in the table below.**

Member	Vote	Member	Vote	Member	Vote
Ryan Rossi	Y	Varisa Dass	Y	Aquanette Tyson Thomas	Y
James Garvin	Y	Sammie Brown	Y	Belle Glade – VACANT	A
Marc Bruner	Y	Mark Forrest	A	Boynton Beach – VACANT	A
Ramona Bean	Y	Vijay Mishra	A	Jupiter - VACANT	A
Paula Ryan	Y	Francisco Gil	Y	Lake Worth Beach - VACANT	A
Jim Knight	Y	Myron Uman	Y	Albert Richwagen	Y
James Bonfiglio	Y	Terry Brown	Y	Uyen Dang	Y
Richard Vassalotti	Y	Greg Fagan	A		

Y = Yes, N = No, A = Absent, ABST = Abstain

**1.E. General Public Comments and Public Comments on Agenda Items**

There were no general public comments received.

**1.F. Comments from the Chair and Member Comments**

MYRON UMAN commented on a study he read about billboards in Texas and the impact they have on drivers.

CHAIR DANG welcomed Ms. Tyson Thomas to the committee, noted a safety and mobility audit she completed with Vice Chair Richwagen, and highlighted West Palm Beach’s 12 Days of Railway Safety.

**1.G. CAC Liaison’s Report**

JASON PRICE, TPA Transportation Improvement Plan (TIP) Coordinator, reviewed items from the Liaison’s Report. The full report can be viewed at [PalmBeachTPA.org/CAC](http://PalmBeachTPA.org/CAC).

There were no public comments on this item.

JIM KNIGHT inquired about the Boca Raton station opening.

**2. ACTION ITEMS**

**2.A. MOTION TO ELECT OFFICES:** for the 2023 Calendar Year

CHAIR DANG facilitated elections. Pursuant to Section 4.3.B of the TPA’s Operating Procedures, “The officers shall be elected annually at the last regularly scheduled meeting of the calendar year. The newly elected officers shall take office at the first regular meeting of the following calendar year.”

There were no public comments on this item.

Uyen Dang is the current Chair and Albert Richwagen is the current Vice Chair.

**2.B. MOTION TO RECOMMEND ADOPTION:** of the Transportation Improvement Program (TIP) Amendment #2 to the TPA’s Fiscal Year (FY) 2023 – 2027 TIP

JASON PRICE was invited to present this item.

There were no public comments on this item.

RAMONA BEAN inquired about changes to interchange design.

JAMES GARVIN asked about design fees for a resurfacing project.

JAMES BONFIGLIO noted grate coverings can impact the design of a project.

Vijay Mishra joined the meeting in person.

**MOTION to Recommend Adoption of TIP Amendment #2 to the TPA’s FY 2023 – 2027 TIP made by Ramona Bean and seconded by Marc Bruner, and carried unanimously 17-0 as depicted in the table below.**

Member	Vote	Member	Vote	Member	Vote
Ryan Rossi	Y	Varisa Dass	Y	Aquanette Tyson Thomas	Y
James Garvin	Y	Sammie Brown	Y	Belle Glade – VACANT	A
Marc Bruner	Y	Mark Forrest	A	Boynton Beach – VACANT	A
Ramona Bean	Y	Vijay Mishra	Y	Jupiter - VACANT	A
Paula Ryan	Y	Francisco Gil	Y	Lake Worth Beach - VACANT	A
Jim Knight	Y	Myron Uman	Y	Albert Richwagen	Y
James Bonfiglio	Y	Terry Brown	Y	Uyen Dang	Y
Richard Vassalotti	Y	Greg Fagan	A		

Y = Yes, N = No, A = Absent, ABST = Abstain

**2.C. MOTION TO RECOMMEND ENDORSEMENT:** of the FDOT FY 2024 2028 Draft Tentative Work Program (DTWP)

JASON PRICE, ANDREW UHLIR, TPA Deputy Director of Programs, FDOT Staff, and Turnpike Staff were invited to present this item.

MYRON UMAN inquired about the threshold for an amendment to the Long Range Transportation Plan (LRTP).

RICHARD VASSALOTTI requested a presentation about the history of State Road (SR) 7.

JAMES GARVIN inquired about SR-7 alternative options, PGA to Indiantown Rd., and Central Blvd.

ALBERT RICHWAGEN sought clarification for funds being reallocated from Local Initiative (LI) projects.

CHAIR DANG directed staff to provide the CAC with the motion taken by the Technical Advisory Committee (TAC).

MYRON UMAN stated that the provision in the motion meant the action would not show support for any projects in the work program.

**MOTION to Recommend Endorsement of FY 24 – 28 DTWP with the provision that FDOT finds funding for LI Projects 22-1 through 22-7 to be funded in the DTWP made by James Bonfiglio and seconded by James Garvin and carried 16-1 with dissention due to prohibiting an endorsement of the entire DTWP.**

Member	Vote	Member	Vote	Member	Vote
Ryan Rossi	Y	Varisa Dass	Y	Aquanette Tyson Thomas	Y
James Garvin	Y	Sammie Brown	Y	Belle Glade – VACANT	A
Marc Bruner	Y	Mark Forrest	A	Boynton Beach – VACANT	A
Ramona Bean	Y	Vijay Mishra	Y	Jupiter - VACANT	A
Paula Ryan	Y	Francisco Gil	Y	Lake Worth Beach - VACANT	A
Jim Knight	Y	Myron Uman	N	Albert Richwagen	Y
James Bonfiglio	Y	Terry Brown	Y	Uyen Dang	Y
Richard Vassalotti	Y	Greg Fagan	A		

Y = Yes, N = No, A = Absent, ABST = Abstain



### **3. INFORMATION ITEMS**

#### **3.A. FY 2022 Annual List of Obligated Projects**

Jason Price was invited to present this item.

There were no public comments on this item.

JAMES BONFIGLIO inquired about programmed funds that are not utilized.

#### **3.B. Okeechobee Blvd & SR-7 Multimodal Corridor Study**

Valerie Neilson, TPA Executive Director, was invited to present this item.

There were no public comments on this item.

Member discussion ensued about affordable housing, public response to light-rail, public survey responses, and cost estimates.

Myron Uman, Albert Richwagen, and Marc Bruner left the meeting.

### **4. ADMINISTRATIVE ITEMS**

#### **4.A. Governing Board Summary Points – October 20, 2022**

There was no discussion on this item.

#### **4.B. FDOT Scheduling Report – December 2022**

There was no discussion on this item.

#### **4.C. Pedestrian and Bicycle Quarterly Crash Report – Quarter 2**

There was no discussion on this item.

#### **4.D. 2023 Meeting Dates**

There was no discussion on this item.

#### **4.E. Next Meeting – February 1, 2023 (No January Meeting)**

The meeting adjourned at 3:56 p.m.

---

This signature is to attest that the undersigned is the Chair, or a designated nominee of the Citizen's Advisory Committee and that information provided herein is the true and correct Minutes for the December 7, 2022, meeting of the Citizen's Advisory Committee, dated this 1st day of February 2023.

---

Uyen Dang  
CAC Chair

**EXHIBIT A**  
CAC Member Attendance Record

MEMBER Nominated by	Dec '21	Jan '22	Feb '22	Mar '22	Apr '22	May '22	Jun '22	July '22	Aug '22	Sep '22	Oct '22	Nov '22	Dec '22	
CHAIR UYEN DANG City of Boca Raton	P	No Meeting Held – Scheduled Break	P	P	P	E	P	P	No Meeting Held – Scheduled Break	E	P	No Meeting Held – Scheduled Break	P	
VICE CHAIR ALBERT RICHWAGEN City of Delray Beach	P		P	P	E	P	A	P		E	P		P	
VACANT City of Belle Glade	-		-	-	-	-	-	-		-	-		-	-
RYAN ROSSI City of Boca Raton	P		P	P	P	A	P	P		P	P		P	P
VACANT City of Boynton Beach	P		P	P	P	P	P	P		A	E		-	
AQUANETTE TYSON THOMAS City of Greenacres	-		-	-	-	-	-	-		-	-		-	p*
VACANT Town of Jupiter	E		E	E	-	-	-	-		-	-		-	-
VACANT City of Lake Worth Beach	-		-	-	-	-	-	-		-	-		-	-
JAMES GARVIN City of Palm Beach Gardens	P		P	P	P	P	P	P		P	P		P	P
MARC BRUNER Village of Palm Springs	P		P	P	P	P	P	P		E	A		P	P
RAMONA BEAN Palm Beach County – District 1	P		P	P	P	P	P	P		E	E		E	P
PAULA RYAN Palm Beach County – District 2	P		P	P	P	E	P	P		P	P		P	P
JIM KNIGHT Palm Beach County – District 4	*P		P	P	P	E	P	P		P	P		E	P
JAMES BONFIGLIO Palm Beach County – District 5	P		P	P	P	P	P	P		P	E		P	P
RICHARD VASSALOTTI Palm Beach County – District 6	P		P	P	P	P	P	P		A	P		P	P
VARISA DASS Port of Palm Beach	A		A	-	-	-	-	*P		P	P		P	P
SAMMIE BROWN City of Riviera Beach	-		-	-	-	-	-	*P		P	P		E	P
MARK FORREST Village of Royal Palm Beach	P		P	E	A	A	P	E		P	E		E	A
VIJAY MISHRA Village of Wellington	P	P	E	P	P	P	P	P	P	P	P			
FRANCISCO GIL City of West Palm Beach	E	E	E	P	A	E	E	E	E	P	P			
MYRON UMAN City of West Palm Beach	P	P	E	P	P	E	E	E	E	E	P			
TERRY BROWN**	P	P	E	P	P	P	P	E	E	E	P			
GREG FAGAN**	P	P	E	P	P	P	P	P	P	P	A			

P = Member Present      E = Excused Absence      A = Unexcused Absence  
 \*New Appointment      - = Member not assigned      \*\*Nominated Prior to current Operating Procedures





**PALM BEACH**  
Transportation  
Planning Agency

**2.A**

# TRANSPORTATION IMPROVEMENT PROGRAM

---

## FY 2023-2027

Adopted June 16, 2022

Amendment #3: FDOT Request to modify 1 project and add 2 projects. Scheduled for adoption on February 16, 2023.

[PalmBeachTPA.org/TIP](http://PalmBeachTPA.org/TIP)

## Funding sources in the project amendments

<b>Funding Code</b>	<b>Description</b>	<b>Source</b>
ACSS	Advanced Construction Highway Safety Program	State (eligible for future federal reimbursement)
ACSU	Advanced Construction Surface Transportation Block Grant - Urban Areas	State (eligible for future federal reimbursement)
CARU	Carbon Reduction Program - Urban Areas	Federal
DU	Federal Transit Administration 5310 - enhanced mobility of seniors & individuals with disabilities	Federal
LF	Local Funds (ex. gas taxes, ad valorem, private, farebox revenue)	Local
SU	Surface Transportation Block Grant - Urban Areas	Federal

Phase	Fund Source	2023	2024	2025	2026	2027	Total
-------	-------------	------	------	------	------	------	-------

**EXISTING TIP**

**LINDELL BLVD FROM SW 10TH AVE TO US-1/FEDERAL HWY - Proj# 4415331**  
 Type of Work: BIKE LANE/SIDEWALK

Length: 0.579 MI \*Non-SIS\*  
 Lead Agency: DELRAY BEACH  
 LRTP#: TPA-LI

Description: Install sidewalks and cycletracks (separated bike lanes) on: Lindell Blvd from Linton Blvd to Federal Hwy; and SW 10th Ave from Lindell Blvd to Linton Blvd - LAP w/ City of Delray Beach.

Notes: LI Priority #17-2

CST	LF	9,648,344	0	0	0	0	9,648,344
CST	SU	2,495,000	0	0	0	0	2,495,000
<b>Total</b>		<b>12,143,344</b>	<b>0</b>	<b>0</b>	<b>0</b>	<b>0</b>	<b>12,143,344</b>

Prior Years Cost	5,000	Future Years Cost	Total Project Cost	12,148,344
------------------	-------	-------------------	--------------------	------------

**PROPOSED TIP**

**Proj# 4415331 LINDELL BLVD AND SW 10TH AVE FROM WEST OF S DIXIE HWY TO LINTON BLVD**  
 Type of Work: BIKE LANE/SIDEWALK

Length: 1.302 MI \*Non-SIS\*  
 Lead Agency: DELRAY BEACH  
 LRTP#: TPA-LI

Description: Install sidewalks and separated bike lanes on: Lindell Blvd from SW 10th Ave to west of S Dixie Hwy and SW 10th Ave from Lindell Blvd to Linton Blvd.

Notes: LI Priority #17-2. LAP with City of Delray Beach

CST	LF	7,226,052	0	0	0	0	7,226,052
CST	CARU	2,422,292	0	0	0	0	2,422,292
CST	ACSU	2,193,943	0	0	0	0	2,193,943
CST	SU	301,057	0	0	0	0	301,057
<b>Total</b>		<b>12,143,344</b>	<b>0</b>	<b>0</b>	<b>0</b>	<b>0</b>	<b>12,143,344</b>

Prior Years Cost	5,000	Future Years Cost	Total Project Cost	12,148,344
------------------	-------	-------------------	--------------------	------------

Phase	Fund Source	2023	2024	2025	2026	2027	Total
-------	-------------	------	------	------	------	------	-------

**PROPOSED TIP**

Proj# 4522261 STATEWIDE RUMBLE STRIPS  
 Type of Work: SAFETY PROJECT

Lead Agency: FDOT

\*Non-SIS\*

Description: Statewide rumble strip initiative project for southern counties in District 4 (Palm Beach and Broward).

PE	ACSS	75,000	0	0	0	0	75,000
<b>Total</b>		<b>75,000</b>	<b>0</b>	<b>0</b>	<b>0</b>	<b>0</b>	<b>75,000</b>
<i>Prior Years Cost</i>		<i>Future Years Cost</i>			<i>Total Project Cost</i>		<i>75,000</i>

Phase	Fund Source	2023	2024	2025	2026	2027	Total
<b>PROPOSED TIP</b>							
<b>Proj# 4524581 PALM TRAN 5310 OPERATING ASSISTANCE</b>							
<b>Type of Work: OPERATING FOR FIXED ROUTE</b>							
						<b>*Non-SIS*</b>	
						<b>Lead Agency: PALM TRAN</b>	
Description: Operating for transportation services to meet the special transportation needs of seniors and individuals with disabilities.							
OPS	DU	50,000	0	0	0	0	<b>50,000</b>
OPS	LF	50,000	0	0	0	0	<b>50,000</b>
	<b>Total</b>	<b>100,000</b>	<b>0</b>	<b>0</b>	<b>0</b>	<b>0</b>	<b>100,000</b>
		<i>Prior Years Cost</i>		<i>Future Years Cost</i>		<i>Total Project Cost</i>	
							<i>100,000</i>





**Florida Department of Transportation**

**RON DESANTIS  
GOVERNOR**

3400 West Commercial Boulevard  
Fort Lauderdale, FL 33309

**JARED W. PERDUE, P.E.  
SECRETARY**

January 17, 2023

Valerie Neilson  
Executive Director  
Palm Beach Transportation Planning Agency  
301 Datura Street  
West Palm Beach, FL 33401

**SUBJECT: Palm Beach Transportation Planning Agency  
TIP Amendment Request FY 2022/23 – 2026/27  
441533-1 LINDELL BLVD FROM WEST OF SR-811/SOUTH DIXIE HWY  
TO SW 10<sup>TH</sup> AVE**

Dear Ms. Neilson:

Pursuant to *Part IV – Chapter 5: Statewide and Local Transportation Improvement Programs (STIP and TIP) of the Work Program Instructions*, the Florida Department of Transportation (FDOT) requests your processing and approval of the attached amendment to the FY 2022/23 – 2026/27 Transportation Improvement Program. This amendment is required because the project scope has been significantly changed and needs to be reflected in the TIP. The project limits were not correctly captured in the system which was only reflecting the lower portion of the project. Also, please be advised that portions of funds were added/changed to reduce local fund contribution using CARU funds. This fund type is the Carbon Reduction funds for Urban Area greater than 200K.

This Transportation Improvement Program Amendment should be consistent with the Adopted Long-Range Transportation Plan. The adopted TIP remains financially constrained. The TIP amendment is as follows (changes are underlined in the proposed table):

EXISTING	FM#	Project Title		Type of Work		Project Length
	441533-1	LINDELL BLVD FROM SW 10 <sup>TH</sup> AVE TO US-1/FEDERAL HWY		BIKE LANE/SIDEWALK		0.579 MI
	Phase	Fund	FY 2023	FY 2024	FY 2025	FY 2026
	CST	LF	9,648,344	0	0	0
	CST	SU	2,495,000	0	0	0
	TOTAL		12,143,344	0	0	0

<b>PROPOSED</b>	<b>FM#</b>	<b>Project Title</b>	<b>Type of Work</b>		<b>Project Length</b>	
	441533-1	LINDELL BLVD FROM WEST OF SR-811/SOUTH DIXIE HWY TO SW 10 <sup>TH</sup> AVE	BIKE LANE/SIDEWALK		1.302 MI	
	<b>Phase</b>	<b>Fund</b>	<b>FY 2023</b>	<b>FY 2024</b>	<b>FY 2025</b>	<b>FY 2026</b>
	CST	<u>ACSU</u>	<u>2,193,943</u>	0	0	0
	CST	<u>CARU</u>	<u>2,422,292</u>	0	0	0
	CST	LF	<u>7,226,052</u>	0	0	0
	CST	SU	<u>301,057</u>	0	0	0
<b>TOTAL</b>		12,143,344	0	0	0	

If you have any questions or need additional information, please contact Marsha Taylor-Long at (954) 777-4401.

Sincerely,

Marsha Taylor-Long  
 Planning Specialist  
 District Four

---

The above TIP amendment was authorized to be included in the FY 2022/23-2026/27 Transportation Improvement Program.

\_\_\_\_\_  
 MPO Chairman or Designee

\_\_\_\_\_  
 Date

\_\_\_\_\_  
 Signature



**Florida Department of Transportation**

**RON DESANTIS**  
GOVERNOR

3400 West Commercial Boulevard  
Fort Lauderdale, FL 33309

**JARED W. PERDUE, P.E.**  
SECRETARY

January 17, 2023

Valerie Neilson  
Executive Director  
Palm Beach Transportation Planning Agency  
301 Datura Street  
West Palm Beach, FL 33401

**SUBJECT: Palm Beach Transportation Planning Agency  
TIP Amendment Request FY 2022/23 – 2026/27  
452226-1 SWRS – SYSTEM RUMBLE STRIPS**

Dear Ms. Neilson:

Pursuant to *Part IV – Chapter 5: Statewide and Local Transportation Improvement Programs (STIP and TIP) of the Work Program Instructions*, the Florida Department of Transportation (FDOT) requests your processing and approval of the attached amendment to the FY 2022/23 – 2026/27 Transportation Improvement Program. This amendment is required because new projects have been added to the work program and needs to be reflected in the TIP.

The purpose of this safety project is a Statewide Initiative to install rumble strips on the shoulders of high-speed state roadways (50 mph and above). There are approximately 209 miles of rumble strips in Palm Beach and Broward. However, since they are Districtwide projects, both projects should be included in all District 4 MPO’s TIP.

This Transportation Improvement Program Amendment should be consistent with the Adopted Long-Range Transportation Plan. The adopted TIP remains financially constrained. A State Transportation Improvement Program (STIP) amendment is required. The TIP amendment is as follows:

PROPOSED	FM#	Project Title		Project Description	Project Length
	452226-1	SWRS – SYSTEM RUMBLE STRIPS		STATEWIDE RUMBLE STRIP INITIATIVE PROJECT FOR SOUTHERN DIST.	0.000 MI
	Phase	Fund	FY 2023		
	PE	ACSS	75,000		
	TOTAL		75,000		

If you have any questions or need additional information, please contact Marsha Taylor-Long at (954) 777-4401.

Sincerely,



Marsha Taylor-Long  
Planning Specialist  
District Four

---

---

The above TIP amendment was authorized to be included in the FY 2022/23-2026/27 Transportation Improvement Program.

\_\_\_\_\_  
MPO Chairman or Designee

\_\_\_\_\_  
Date

\_\_\_\_\_  
Signature



**Florida Department of Transportation**

**RON DESANTIS**  
GOVERNOR

3400 West Commercial Boulevard  
Fort Lauderdale, FL 33309

**JARED W. PERDUE, P.E.**  
SECRETARY

January 17, 2023

Valerie Neilson  
Executive Director  
Palm Beach Transportation Planning Agency  
301 Datura Street  
West Palm Beach, FL 33401

**SUBJECT: Palm Beach Transportation Planning Agency  
TIP Amendment Request FY 2022/23 – 2026/27  
452458-1 5310 OPERATING - MIAMI UZA (B/WP) – PALM BEACH BOCC**

Dear Ms. Neilson:

Pursuant to *Part IV – Chapter 5: Statewide and Local Transportation Improvement Programs (STIP and TIP) of the Work Program Instructions*, the Florida Department of Transportation (FDOT) requests your processing and approval of the attached amendment to the FY 2022/23 – 2026/27 Transportation Improvement Program. This amendment is required because new projects have been added to the work program and needs to be reflected in the TIP. The project provide Federal Transit Administration (FTA) Section 5310 Operating Assistance to private non-profit organizations providing transportation services to seniors and/or people with disabilities. This is part of the Coronavirus Response and Relief Supplemental Appropriations Act (CRRSAA) and American Rescue Plan Act (ARPA) of 2021.

This Transportation Improvement Program Amendment should be consistent with the Adopted Long-Range Transportation Plan. The adopted TIP remains financially constrained. The TIP amendment is as follows:

PROPOSED	FM#	Project Title		Type of Work	Project Length
	452458-1	5310 OPERATING ASSISTANCE – MIAMI UZA (B/WP) – PALM BEACH BOCC		OPERATING FOR FIXED ROUTE	0.000 MI
	Phase	Fund	FY 2023		
	OPS	DU	50,000		
	OPS	LF	50,000		
	TOTAL		100,000		

If you have any questions or need additional information, please contact Marsha Taylor-Long at (954) 777-4401.

Sincerely,



Marsha Taylor-Long  
Planning Specialist  
District Four

---

---

The above TIP amendment was authorized to be included in the FY 2022/23-2026/27 Transportation Improvement Program.

\_\_\_\_\_  
MPO Chairman or Designee

\_\_\_\_\_  
Date

\_\_\_\_\_  
Signature

# 2.B.1

## TPA RESOLUTION 2023-XX

### **A RESOLUTION ADOPTING NEW TARGETS FOR FEDERALLY REQUIRED PERFORMANCE MEASURES**

**WHEREAS**, the Federal Highway Administration (FHWA) performance measure implementation requires the Palm Beach Metropolitan Planning Organization (MPO), doing business as the Palm Beach Transportation Planning Agency (TPA), to adopt new targets for federal performance measures;

**WHEREAS**, the TPA is required to adopt targets within 180 days after the State of Florida adopts statewide targets;

**WHEREAS**, the State of Florida adopted targets using year 2021 as a baseline, resulting in target-setting for two-years at 2023, and four-years at 2025;

**WHEREAS**, one-year safety targets (PM1), adopted annually, are required to be adopted by February 27, 2023, two-year (2023) and four-year (2025) bridge condition (PM2), pavement condition (PM2), and system performance (PM3) targets are required to be adopted by June 14, 2023;

**WHEREAS**, FDOT re-adopted the previous statewide targets for the three performance measure categories, shown in the summary table attached herein as “Exhibit A”;and

**WHEREAS**, the TPA previously adopted the statewide targets for safety and pavement condition, and chose to set more aggressive targets for bridges and system reliability that are closer to the existing performance of Palm Beach County.

**NOW THEREFORE, BE IT RESOLVED BY THE PALM BEACH MPO, d/b/a PALM BEACH TRANSPORTATION PLANNING AGENCY, THAT:**

**SECTION 1.** The foregoing recitals are hereby adopted and declared to be true and correct and are incorporated herein.

**SECTION 2.** The TPA Governing Board hereby:

- a. Adopts the Federal Performance Measure targets for Palm Beach County, and Endorses Statewide Performance Measure targets, attached hereto as “Exhibit A” and by this reference incorporated herein;
- b. Directs TPA staff to integrate these performance measures and targets into the Long Range Transportation Plan (LRTP) and Transportation Improvement Program (TIP).

**SECTION 3.** This Resolution shall take effect upon adoption.

The foregoing Resolution was offered by \_\_\_\_\_ who moved its adoption. The motion was seconded by \_\_\_\_\_, and upon being put to a vote, the motion passed. The Chair thereupon declared the Resolution duly adopted this 16th day of February 2023.

PALM BEACH METROPOLITAN PLANNING ORGANIZATION,  
d/b/a PALM BEACH TRANSPORTATION PLANNING AGENCY

By: \_\_\_\_\_  
Chelsea Reed, as its Chair

ATTEST:

\_\_\_\_\_  
Amanda K. Williams, TPA Agency Clerk

APPROVED AS TO FORM AND LEGAL SUFFICIENCY

\_\_\_\_\_  
Paul R. Gougelman, TPA General Counsel



## Exhibit A: Performance Measures and Targets

### Palm Beach Transportation Planning Agency (Palm Beach County)

Performance Measure	Avg 2017-2021	Avg 2018-2022 <sup>1</sup>	Current Targets	Proposed 2023 Targets	Proposed 2025 Targets
<b>Safety (PM1) for all roadways</b>					
Number of fatalities	183	195	0	0	0
Rate of fatalities per 100 million vehicle miles traveled (VMT)	1.31	N/A	0	0	0
Number of serious Injuries	1,029	967	0	0	0
Rate of serious injures per 100 million (VMT)	7.37	N/A	0	0	0
Number of non-motorized fatalities & serious injuries combined	206	204	0	0	0

Performance Measure	Actual 2021	Actual 2022	Current Targets	Proposed 2023 Targets	Proposed 2025 Targets
<b>Bridges (PM2) on National Highway System (NHS)</b>					
NHS bridges in Good Condition	82.2%	82.1%	≥ 50%	≥ 50%	≥ 50%
NHS bridges in Poor Condition	1.0%	1.0%	≤ 5%	≤ 5%	≤ 5%
<b>Pavement (PM3) on National Highway System (NHS)</b>					
Interstate in Good Condition	59.5%	N/A	≥ 60%	≥ 60%	≥ 60%
Interstate in Poor Condition	0.0%	N/A	≤ 5%	≤ 5%	≤ 5%
Non-Interstate NHS in Good Condition	45.1%	N/A	≥ 40%	≥ 40%	≥ 40%
Non-Interstate NHS in Poor Condition	1.2%	N/A	≤ 5%	≤ 5%	≤ 5%
<b>System Performance (PM4) on National Highway System (NHS)</b>					
Percent of reliable person-miles traveled on the Interstate	83%	N/A	≥ 85%	≥ 75%	≥ 70%
Percent of reliable person-miles traveled on the non-Interstate NHS	97%	N/A	≥ 93%	≥ 50%	≥ 50%
Truck travel time reliability ratio (TTTR) on the Interstate	1.78	N/A	≤ 1.75	≤ 1.75	≤ 2

Notes:

- Year 2022 crash data is preliminary data as of 1/24/23 from Signal4 Analytics.  
Crashes are still being entered into the system. Official numbers are available October 2023.

## Exhibit A: Performance Measures and Targets

### Florida Department of Transportation (Statewide)

Performance Measure	Avg 2017-2021	Avg 2018-2022 <sup>1</sup>	Current Targets	Proposed 2023 Targets	Proposed 2025 Targets
<b>Safety (PM1) for all roadways</b>					
Number of fatalities	3,306	3,369	0	0	0
Rate of fatalities per 100 million vehicle miles traveled (VMT)	1.52	N/A	0	0	0
Number of serious Injuries	18,030	17,133	0	0	0
Rate of serious injures per 100 million (VMT)	8.25	N/A	0	0	0
Number of non-motorized fatalities & serious injuries combined	3,190	3,186	0	0	0
Performance Measure	Actual 2021	Actual 2022	Current Targets	Proposed 2023 Targets	Proposed 2025 Targets
<b>Bridges (PM2) on National Highway System (NHS)</b>					
NHS bridges in Good Condition	63.7%	61.5%	≥ 50%	≥ 50%	≥ 50%
NHS bridges in Poor Condition	0.67%	0.85%	≤ 10%	≤ 10%	≤ 10%
<b>Pavement (PM3) on National Highway System (NHS)</b>					
Interstate in Good Condition	70.5%	N/A	≥ 60%	≥ 60%	≥ 60%
Interstate in Poor Condition	0.3%	N/A	≤ 5%	≤ 5%	≤ 5%
Non-Interstate NHS in Good Condition	47.5%	N/A	≥ 40%	≥ 40%	≥ 40%
Non-Interstate NHS in Poor Condition	0.6%	N/A	≤ 5%	≤ 5%	≤ 5%
<b>System Performance (PM4) on National Highway System (NHS)</b>					
Percent of reliable person-miles traveled on the Interstate	87.5%	N/A	≥ 70%	≥ 75%	≥ 70%
Percent of reliable person-miles traveled on the non-Interstate NHS	96.8%	N/A	≥ 50%	≥ 50%	≥ 50%
Truck travel time reliability ratio (TTTR) on the Interstate	1.38	N/A	≤ 2	≤ 1.75	≤ 2

Notes:

- Year 2022 crash data is preliminary data as of 1/24/23 from Signal4 Analytics. Crashes are still being entered into the system. Official numbers are available October 2023.



Updated as of 1/24/2023. Full details available at [PalmBeachTPA.org/PM](http://PalmBeachTPA.org/PM)

The TPA annually assesses system performance as part of its commitment to preserve and enhance a safe, efficient, and connected multimodal transportation system.

## Goal 1: Preserve

### Maintenance

#### Pavement

	Actual Values						Targets	
	2017	2018	2019	2020	2021	2022	Value	Time Frame
Interstate in Good Condition	55.2%	23.2%	61.2%	53.2%	59.5%	N/A	≥ 60%	< 5 yrs
Interstate in Poor Condition	0.0%	0.0%	0.0%	0.2%	0.0%	N/A	≤ 5%	< 5 yrs
Non-Interstate NHS in Good Condition	40.3%	39.9%	44.0%	N/A	45.1%	N/A	≥ 40%	< 5 yrs
Non-Interstate NHS in Poor Condition	0.5%	0.1%	0.1%	N/A	1.2%	N/A	≤ 5%	< 5 yrs

#### Bridges

NHS bridges in Good Condition	87.7%	88.1%	87.4%	85.2%	82.2%	82.1%	≥ 50%	< 5 yrs
NHS bridges in Poor Condition	1.2%	1.1%	1.0%	1.0%	1.0%	1.0%	≤ 5%	< 5 yrs

#### Transit

Percentage of **Palm Tran** infrastructure exceeding useful life for:

Vehicles - Articulated Bus (> 14 yrs old)	-	0%	0%	0%	0%	N/A	≤ 10%	< 5 yrs
Vehicles - Fixed Route Bus (> 14 yrs old)	-	0%	0%	15.8%	17.6%	N/A	≤ 10%	< 5 yrs
Vehicles - Cutaway Bus (> 10 yrs old)	-	0%	1.7%	46.5%	9.2%	N/A	≤ 10%	< 5 yrs
Equipment - Automobiles (> 4 yrs old or 100,000 miles)	-	26%	31.1%	15.3%	34.6%	N/A	≤ 20%	< 5 yrs
Equipment - Trucks (> 4 yrs old or 100,000 miles)	-	26%	29%	33.3%	27.9%	N/A	≤ 20%	< 5 yrs
Facilities (<2.5 on 1-5 scale)	-	0%	0%	0%	0%	N/A	0%	< 5 yrs

Percentage of **Tri-Rail** infrastructure exceeding useful life for:

Equipment - Support & Maintenance Vehicles (>8 yrs old)	-	0%	22.2%	44.4%	50.0%	N/A	≤ 55.56%	< 5 yrs
Rolling stock - locomotives, coach cars, self-propelled cars (>39 yrs old)	-	0%	25%	26.7%	26.3%	N/A	≤ 25%	< 5 yrs

Percentage of Tri-Rail facilities with poor condition (<2.5 on 1-5 scale)

Passenger Terminals	-	30%	5%	5%	5%	N/A	≤ 5%	< 5 yrs
Maintenance Facilities	-	30%	5%	5%	5%	N/A	≤ 5%	< 5 yrs
Administrative Offices	-	0%	5%	5%	5%	N/A	≤ 5%	< 5 yrs
Rail fixed-guideway track with performance restrictions	-	8%	3.3%	0.0%	2.1%	N/A	≤ 3.5%	< 5 yrs

### Environment

Daily fuel use (gal) per person	1.29	1.29	1.28	1.16	1.23	N/A	≤ 1.25	10 yrs
Daily Vehicle Miles Traveled per person	26.8	27.2	27.3	24.2	25.2	N/A	≤ 21	10 yrs
% electric vehicles in rubber-tire transit fleet	0%	0%	0%	0%	0%	0%	≥ 75%	10 yrs

### Resiliency

Percentage of federal aid eligible mileage susceptible to inundation by:

1.2-ft sea level rise & historic storm surge	-	3.9%	3.9%	3.9%	3.9%	3.9%	≤ 3%	10 yrs
1% chance of annual flooding	-	26.7%	26.7%	26.7%	26.7%	26.7%	≤ 25%	10 yrs

**X.XX% Target met or improving**    **X.XX% Target not met or declining**



# 2022 PERFORMANCE MEASURES REPORT CARD

Updated as of 1/24/2023. Full details available at [PalmBeachTPA.org/PM](http://PalmBeachTPA.org/PM)

The TPA annually assesses system performance as part of its commitment to preserve and enhance a safe, efficient, and connected multimodal transportation system.

	Actual Values						Targets	
	2017	2018	2019	2020	2021	2022	Value	Time Frame
<b>Goal 2: Safe</b>								
<b>Vision Zero</b>								
Number of fatalities	157	183	174	184	215	<b>*218</b>	0	< 5 yrs
Rate of fatalities per 100 million vehicle miles traveled (VMT)	1.12	1.29	1.11	1.38	1.56	N/A	0	< 5 yrs
Number of serious Injuries	1,123	1,193	1,021	916	890	<b>*815</b>	0	< 5 yrs
Rate of serious injuries per 100 million (VMT)	8.00	8.42	6.50	6.91	6.45	N/A	0	< 5 yrs
Number of non-motorized fatalities & serious injuries combined	209	214	217	198	190	<b>*202</b>	0	< 5 yrs
Number of rail fatalities	12	12	17	9	11	<b>16</b>	0	< 5 yrs
<b>Goal 3: Efficient</b>								
<b>Reliability</b>								
Percent of reliable person-miles traveled on the Interstate	84%	85%	78%	94%	<b>83%</b>	N/A	≥ 85%	< 5 yrs
Percent of reliable person-miles traveled on the non-Interstate NHS	89%	93%	94%	98%	<b>97%</b>	N/A	≥ 93%	< 5 yrs
Truck travel time reliability ratio (TTTR) on the Interstate	1.72	1.77	1.86	1.66	<b>1.78</b>	N/A	≤ 1.75	< 5 yrs
Ratio of transit v. car average commute time	1.97	1.98	2.11	1.92	<b>2.01</b>	N/A	≤ 1.75	10 yrs
<b>Productivity</b>								
Passenger trips per revenue hour								
for Tri-Rail service	34.96	34.76	35.1	31.2	<b>18.4</b>	N/A	40	10 yrs
for Palm Tran fixed route service	18.40	20.07	17.80	15.50	<b>12.9</b>	N/A	30	10 yrs

**X.XX% Target met or improving    X.XX% Target not met or declining**

\*Preliminary safety data for 2022. Official data to be released December 2023.



# 2022 PERFORMANCE MEASURES REPORT CARD

Updated as of 1/24/2023. Full details available at [PalmBeachTPA.org/PM](http://PalmBeachTPA.org/PM)

The TPA annually assesses system performance as part of its commitment to preserve and enhance a safe, efficient, and connected multimodal transportation system.

## Goal 4: Connected

### Complete Streets

Centerline mileage of federal aid eligible roadways that include:

	Actual Values						Targets	
	2017	2018	2019	2020	2021	2022	Value	Time Frame
Separated bike lanes	0	0	0	0.2	0.2	1.3	20	10 yrs
10-ft or wider shared use pathways	50	72	83	89	87	85	100	10 yrs
8 to 9-ft paved pathways	-	294	296	296	293	292	305	10 yrs
Buffered bike lanes	8	12	12	12	12	12	20	10 yrs
Designated bike lanes	180	200	202	225	246	249	300	10 yrs
Sidewalks	-	1,165	1,173	1,178	1,183	1,169	1,300	10 yrs

### Health & Equity

Percentage of federal aid eligible mileage with:

Bicycle facilities within 3 miles of a transit hub	17.3%	20.1%	20.1%	20.6%	24.6%	24.6%	100%	10 yrs
Pedestrian facilities within 1 mile of a transit hub	85.0%	85.0%	85.0%	85.0%	85.4%	85.3%	100%	10 yrs
Pedestrian facilities within 2 miles of elementary schools	-	79.0%	79.4%	79.6%	83.0%	83.0%	≥90%	10 yrs
Pedestrian facilities within 1/4 mile of a traditionally underserved community	-	67.7%	70.9%	N/A	78.7%	N/A	≥70%	10 yrs

## Goal 5: Multimodal

### Commuter Mode Split

Walking	1.50%	1.48%	1.35%	1.30%	1.19%	N/A	≥ 5%	10 yrs
Biking	0.62%	0.71%	0.61%	0.51%	0.45%	N/A	≥ 3%	10 yrs
Transit	1.88%	1.81%	1.63%	1.63%	1.47%	N/A	≥ 7%	10 yrs

### Freight

Annual tonnage of freight for

Port of Palm Beach	2.48M	2.57M	2.31M	2.50M	2.55M	N/A	3.0M	10 yrs
Palm Beach International Airport	25.8k	26.8k	29.0k	29.5k	31.2k	30.6k	30.0k	10 yrs

X.XX% Target met or improving    X.XX% Target not met or declining

# DECLARING MARCH 2023 AS FLORIDA BICYCLE MONTH

# 3.A

**WHEREAS**, [INSERT MUNICIPALITY/CP] residents and visitors engage in bicycling as a viable and environmentally sound form of transportation and an excellent form of physical activity and recreation; and

**WHEREAS**, the State of Florida designates March as Bicycle Month and Palm Beach County will recognize it locally; and

**WHEREAS**, Florida Bicycle Month features a number of fitness opportunities and events for riders of all ages to enjoy throughout the month at various parks and locations throughout Palm Beach County; and

**WHEREAS**, the recognition of Florida Bicycle Month will raise awareness of bicycling and ultimately promote physical activity and healthy lifestyles by elevating bicycling as a more widely accepted choice of transportation;

**WHEREAS**, the Palm Beach Transportation Planning Agency plans and recommends projects to make bicycling more accessible and promotes comprehensive community education efforts aimed at improving bicycle safety; and

**WHEREAS**, Palm Beach County has an ever-expanding designated or enhanced bicycle lane network, with over 250 miles of existing and 745 miles of planned facilities to create a safe, connected system of bicycle infrastructure.

**NOW, THEREFORE, BE IT PROCLAIMED BY THE** [INSERT MUNICIPALITY], assembled in regular session this [INSERT DATE] day of March 2023, that the month of March 2023, in [INSERT MUNICIPALITY], is hereby proclaimed:

*Florida Bicycle Month*

**BE IT FURTHER PROCLAIMED BY THE** [INSERT MUNICIPALITY], that this proclamation is duly sealed, ribboned and executed by the members of this [INSERT COMMISSION/COUNCIL]. The foregoing proclamation was sponsored by Honorable Mayor [INSERT NAME], and upon unanimous consent of the [INSERT COMMISSION/COUNCIL], the Mayor declared the proclamation duly enacted.

## **Summary Points of the December 15, 2022 Governing Board Meeting**

*PDF versions of the agenda, backup material and presentations as well as audio and video recordings are available for review at [PalmBeachTPA.org/Board](https://PalmBeachTPA.org/Board)*

---

**Approved Minutes for October 20, 2022** – The Board approved its minutes for October 20, 2022.

**Approved Technical Advisory Committee (TAC) Appointments** – The Board approved appointment of Dodi Glas as the Alternate for the City of West Palm Beach, Latoya Bunches as Alternate for the Palm Beach County School District, and Andrew Gamboa-Villaml as Alternate for the Palm Beach County Airports.

**Approved Citizen’s Advisory Committee (CAC) Appointments** – The Board approved appointment of Kate Layton as Representative for the Town of Jupiter.

**Approved Vision Zero Advisory Committee (VZAC) Appointments** – The Board approved appointment of Wibet Hay as Representative for FDOT and Cristine Perdomo as Alternate for the City of West Palm Beach.

**Approved Transportation Disadvantaged Local Coordinating Board (LCB) Appointments** – The Board approved appointment of Stessy Cocerez as Representative for the Palm Beach County Community Services Department and Vasti Amaro as Representative for the Private Transportation Industry.

**Approved Technical Advisory Committee (TAC) Appointment Renewal** – The Board approved appointment of Thomas Lanahan as Alternate for the Treasure Coast Regional Planning Council.

**Approved Vision Zero Advisory Committee (VZAC) Appointment Renewal** – The Board approved appointment of Ted Goodenough as Representative for the Disabled Community.

**Approved Transportation Disadvantaged Local Coordinating Board (LCB) Appointment Renewal** – The Board approved appointment of Elisa Cramer as Representative for the FL Department of Children and Families, Robyn Manuel as the Representative for the Department of Education, Marie Dorismond as the Representative for FDOT, and Paula Scott as Alternate for FDOT.

**Adopted TPA Resolution 2022-19** – The Board approved amendments to the TPA Operating Procedures Section 2.2.E to include attendance at the Metropolitan Planning Organization Advisory Council (MPOAC) and Southeast Florida Transportation Council (SEFTC) meetings in the Chair and Vice Chair duties.

**Adopted TPA Resolution 2022-20** – The Board approved amendments to the TPA Operating Procedures to Section 2.2.F to update the charge of the Executive Committee.

**Adopted TPA Resolution 2022-21** – The Board approved amendments to the TPA Financial Policies to authorize the Chair or Vice-Chair to approve the TPA Executive Director’s timesheets and reimbursements.

**Adopted 2050 LRTP Consulting Services Agreement** – The Board approved the 2050 Long Range Transportation Plan (LRTP) Consulting Services Agreement.

**Elected 2023 TPA Officers** – The Board elected Chair Chelsea Reed, Vice Chair Maria Marino, and Mayor Joel Flores, Councilman Michael Napoleone, and Mayor Fred Pinto as Executive Committee Officers.

**Adopted TPA Resolution 2022-22** – The Board approved amendment #2 to the Transportation Improvement Program (TIP).

**Adopted TPA Resolution 2022-23** – The Board endorsed the FDOT FY 24-28 Draft Tentative Work Program (DTWP).

**Brightline and South Florida Regional Transportation Authority (SFRTA) Rail Safety Update** – Brightline and SFRTA staff provided rail safety updates.

**Okeechobee Blvd & SR-7 Multimodal Corridor Study** – TPA Staff and consultants provided updates on the Okeechobee Blvd & SR-7 Multimodal Corridor Study.

**Palm Tran Update** – Palm Tran Staff provided updates on the Glades Region Service.

# Project Scheduling Report – February 2022

## Phases occurring within the next 90 days

### Palm Beach TPA & FDOT District 4

# 4.B

The purpose of this report is to ensure stakeholders are aware of upcoming activities for each project to allow for increased input. The TPA has consolidated the FDOT report to focus on TPA priorities and scheduling activities that are occurring within the next 90 days. The full list of scheduling activities is described below.

Scheduled Activity	Description
Multimodal Scoping Checklist (MMSC)	FDOT's Office of Modal Development (OMD) notifies impacted agencies to enter comments about the project scope. The local agency can confirm or discuss context class, minor comments about multimodal features.
Resolution from Agency (for Off-System Projects Only)	If an off-system project is administered by FDOT, the local agency's governing board must pass a resolution endorsing FDOT's delivery of the project.
Review of Scope with Agency	Meet with local agency to review and confirm scope prior to FDOT advertising for consultant acquisition.
Execution Date (Design)	FDOT Design starts.
Project Kickoff Meeting	FDOT Design Team coordinates with local agency. Contact the FDOT project manager for date/time/location of the meeting.
Initial Field Review	Field Review meeting. Typically occurs at the project site.
Initial Engineering	30% plans to reviewers. Stakeholders provide review and feedback on the approved Typical Section.
Public Information Workshop	Tentative date to conduct a public information workshop. Date may differ than final workshop date.
Constructability Plans	60% plans to reviewers. At this time most of the Design is complete, no scope discussion, review focuses on items to be constructed, their construction impacts, and materials to be used.
Plans Specification and Estimates (PSE) Meeting	FDOT PM arranges field review with all reviewers to evaluate the final engineering plans with respect to actual field conditions.
Biddability Plans to Reviewers	90% plans. At this time, Design is complete. Verifying quantities and pay items.
Production	100% plans. Plans are complete.
Local Agency Program (LAP) Commitment	Agency and FDOT commits the project funds and budget to the Legislature and the Governor's office.
Letting	Bids are opened and the apparent low bid contract is determined. Construction typically begins 4 to 6 months after letting.
Construction Notice to Proceed (NTP)	Construction starts. Construction dates for FDOT administered projects can be found through the FDOT Operations Center.

For more information on a project, please contact the FDOT District 4 office at 954.486.1400 and ask to be transferred to the FDOT Project Manager for the specific project. For the FDOT copy of the report with the full project schedule, contact Wibet Hay at [Wibet.Hay@dot.state.fl.us](mailto:Wibet.Hay@dot.state.fl.us) or 954.777.4573.

Please note, the dates shown in this report are a snapshot and dates can change frequently. Updated reports are requested monthly from FDOT.



FM #	Location	Type of Work	Lead Agency	Phase Milestone	Date
<b>SIS Capacity</b>					
4127331	I-95 AT 10TH AVE N	INTERCHANGE - ADD LANES	FDOT	Initial Engineering	1/25/2023
4441211	I-95 AT BELVEDERE RD SB OFF RAMP	INTERCHANGE JUSTIFICA/MODIFICA	FDOT	Letting	2/3/2023
4378681	SOUTHERN BLVD/SR-80 AT SR-7/US-441	ADD TURN LANE(S)	FDOT	Public Information Workshop	2/7/2023
4465511	BEELINE HWY/SR-710 FROM MARTIN COUNTY LINE TO OLD DIXIE HIGHWAY	ARTERIAL TRAFFIC MGMT SYSTEMS	FDOT	Constructability Plans	2/20/2023
4369631	I-95 AT 6TH AVE S	INTERCHANGE - ADD LANES	FDOT	Letting	2/22/2023
4475471	FOREST HILL BLVD/SR-882 AT I-95 INTERCHANGE	INTERSECTION IMPROVEMENT	FDOT	Initial Engineering	3/3/2023
4358031	I-95 AT NORTHLAKE BLVD	INTERCHANGE - ADD LANES	FDOT	PSE Meeting	4/10/2023
<b>State Road Modifications</b>					
4417561	SR-80 FROM SR 15 TO CR 880	LIGHTING	FDOT	Constructability Plans	1/23/2023
4417561	SR-80 FROM SR 15 TO CR 880	LIGHTING	FDOT	Production	2/6/2023
4405754	ATLANTIC AVE/SR-806 FROM FLORIDA'S TURNPIKE TO CUMBERLAND DR	ADD LANES & RECONSTRUCT	FDOT	Resolution from Agency	2/17/2023
4405755	ATLANTIC AVE/SR-806 FROM CUMBERLAND DR TO JOG RD	ADD LANES & RECONSTRUCT	FDOT	Resolution from Agency	2/17/2023
4440791	BOYNTON BEACH FROM I-95 TO US-1 AND NEARBY STREETS	BIKE LANE/SIDEWALK	FDOT	Biddability	3/10/2023
4383864	US-1 FROM PALMETTO PARK RD TO NORTHLAKE BLVD	PUBLIC TRANSPORTATION SHELTER	FDOT	Initial Field Review	4/4/2023
4400461	LAKE WORTH RD/SR-802 ROUNDABOUT PEDESTRIAN IMPROVEMENTS	PEDESTRIAN SAFETY IMPROVEMENT	FDOT	Letting	4/7/2023
<b>Local Initiatives Program</b>					
4460861	CRESTHAVEN BLVD FROM JOG RD TO SOUTH MILITARY TRAIL	BIKE LANE/SIDEWALK	PALM BEACH COUNTY	Kickoff Meeting	1/17/2023
4443761	PARKER AVE FROM FOREST HILL BLVD/SR-882 TO NOTTINGHAM BLVD	BIKE LANE/SIDEWALK	WEST PALM BEACH	LAP Commitment	2/3/2023
4460901	25TH ST FROM NORTH AUSTRALIAN AVE TO BROADWAY AVE	BIKE LANE/SIDEWALK	WEST PALM BEACH	Kickoff Meeting	2/13/2023
4415331	LINDELL BLVD FROM SW 10TH AVE TO US-1/FEDERAL HWY	BIKE LANE/SIDEWALK	DELRAY BEACH	LAP Commitment	3/3/2023
4415321	BARWICK RD FROM WEST ATLANTIC AVE TO LAKE IDA RD	BIKE LANE/SIDEWALK	DELRAY BEACH	LAP Commitment	3/3/2023
4460821	GREENVIEW SHORES FROM BINKS FOREST DR TO WELLINGTON TRACE	BIKE LANE/SIDEWALK	WELLINGTON	Kickoff Meeting	3/20/2023
<b>Transportation Alternatives Program</b>					
4460771	SEMINOLE BLVD FROM OSWEGO AVE TO OKEECHOBEE BLVD	SIDEWALK	PALM BEACH COUNTY	LAP Commitment	2/3/2023
4483021	KYOTO GARDENS DR FROM NORTH MILITARY TRL TO ALTERNATE A1A	BIKE PATH/TRAIL	PALM BEACH GARDENS	LAP Commitment	2/3/2023
4483011	CITY OF LAKE WORTH BEACH VARIOUS LOCATIONS	SIDEWALK	LAKE WORTH BEACH	Production	3/6/2023
4400151	WEST PALM BEACH - NORTH SHORE PEDESTRIAN BRIDGE	PEDESTRIAN BRIDGE	FDOT	Public Information Workshop	3/14/2023
4400151	WEST PALM BEACH - NORTH SHORE PEDESTRIAN BRIDGE	PEDESTRIAN BRIDGE	FDOT	PSE Meeting	3/21/2023
4490051	BURNS RD FROM NORTH MILITARY TRL TO ALTERNATE A1A	BIKE PATH/TRAIL	PALM BEACH GARDENS	Kickoff Meeting	3/21/2023

FM #	Location	Type of Work	Lead Agency	Phase Milestone	Date
4400151	WEST PALM BEACH - NORTH SHORE PEDESTRIAN BRIDGE	PEDESTRIAN BRIDGE	FDOT	Biddability	4/6/2023
4483011	CITY OF LAKE WORTH BEACH VARIOUS LOCATIONS	SIDEWALK	LAKE WORTH BEACH	LAP Commitment	4/7/2023
<b>Other FDOT &amp; Local Projects</b>					
4417551	US-1/SR-5 FROM BROWARD COUNTY LINE TO SPANISH RIVER BLVD	ARTERIAL TRAFFIC MGMT SYSTEMS	FDOT	Construction Notice to Proceed (NTP)	1/26/2023
4475541	US-1/BROADWAY AVE FROM 45TH ST TO 59TH ST	LIGHTING	FDOT	Initial Field Review	2/6/2023
4475511	I-95 FROM 12TH AVE S TO 10TH AVE N	LIGHTING	FDOT	Initial Field Review	2/21/2023
4493471	CONGRESS AVE/SR-807 AT 10TH AVENUE NORTH	TRAFFIC SIGNAL UPDATE	FDOT	Kickoff Meeting	3/1/2023
4475491	FOREST HILL BLVD/SR-882 FROM OLIVE TREE BLVD TO JOG RD	LIGHTING	FDOT	Initial Field Review	3/2/2023
4331093	I-95 FROM BROWARD COUNTY LINE TO LINTON BLVD - EXPRESS LANES	LANDSCAPING	FDOT	Letting	3/3/2023
4456231	I-95 FROM SOUTH OF PALM BEACH LAKES BLVD TO NORTH OF 45TH ST	LIGHTING	FDOT	Construction Notice to Proceed (NTP)	3/24/2023
4492831	ATLANTIC AVE/SR-806 AT HOMEWOOD BLVD,SR-704 @ HAVERHILL RD	TRAFFIC SIGNAL UPDATE	FDOT	Initial Field Review	4/5/2023
4502131	I-95 AT W ATLANTIC AVE	LANDSCAPING	FDOT	Constructability Plans	4/10/2023
4443441	I-95 FROM SOUTH OF SPANISH RIVER BLVD TO NORTH OF YAMATO RD	LANDSCAPING	FDOT	Constructability Plans	4/10/2023
<b>Major Maintenance</b>					
4476581	US-1 FROM BAILEY ST TO HARBOURSIDE DR	RESURFACING	FDOT	Initial Engineering	1/12/2023
4476601	SR-5/FEDERAL HWY FROM 6TH AVE N TO ARLINGTON RD	RESURFACING	FDOT	Initial Engineering	1/12/2023
4476671	BOYNTON BEACH BLVD/SR-804 FROM N CONGRESS AVE TO NW 8TH ST	RESURFACING	FDOT	Initial Engineering	1/12/2023
4476691	E OCEAN AVE/SR-804 FROM SR-5/US-1 TO A1A	RESURFACING	FDOT	Initial Engineering	1/12/2023
4461761	A1A FROM S OF JOHN D MACARTHUR ENTRANCE TO PORTAGE LANDING NORTH	RESURFACING	FDOT	Constructability Plans	1/19/2023
4476701	SR-7/US-441 FROM GLADES RD TO NORTH OF BRIDGE BROOK DR	RESURFACING	FDOT	Initial Field Review	1/23/2023
4414661	SPANISH RIVER BLVD/SR-800 OVER ICWW	BRIDGE-REPAIR/REHABILITATION	FDOT	Letting	2/3/2023
4461741	PGA BLVD/SR-786 FROM EAST OF I-95 TO E OF FAIRCHILD GARDENS AVE	RESURFACING	FDOT	Biddability	2/3/2023
4461051	STATE MARKET RD FROM SR-15 TO US-441/E MAIN ST	RESURFACING	FDOT	Biddability	2/3/2023
4484171	SR-A1A/OCEAN BLVD FROM NORTH OF IBIS WAY TO S OF SR-80/SOUTHERN BLVD	RESURFACING	FDOT	Execution Date (Design)	2/10/2023
4476631	A1A FROM SOUTH OF LAKE AVE TO N OF IBIS WAY	RESURFACING	FDOT	Constructability Plans	2/14/2023
4461771	SR-7/US-441 FROM NORTH OF SOUTHERN BLVD/SR-80 TO OKEECHOBEE BLVD/SR-704	RESURFACING	FDOT	Letting	2/22/2023
4476571	YAMATO RD/SR-794 FROM WEST OF I-95 TO US-1/FEDERAL HWY	RESURFACING	FDOT	Constructability Plans	2/27/2023
4460991	US-1 FROM N QUADRILLE BLVD TO PALM BEACH LAKES BLVD	RESURFACING	FDOT	Letting	3/3/2023
4476611	A1A FROM SE 31ST TO SOUTH OF GRAND BAY CT	RESURFACING	FDOT	Constructability Plans	3/3/2023
4461041	LAKE AVE/LUCERNE AVE FROM EAST OF A ST TO EAST OF GOLFVIEW RD	RESURFACING	FDOT	Production	3/6/2023
4484351	SR-811 FROM SOUTH OF RCA BLVD TO NORTH OF DONALD ROSS RD	RESURFACING	FDOT	Kickoff Meeting	3/7/2023
4476641	SR-15/E MAIN ST FROM S LAKE AVE TO SR-700/CONNORS HWY	RESURFACING	FDOT	Initial Engineering	3/9/2023

FM #	Location	Type of Work	Lead Agency	Phase Milestone	Date
4461731	FEDERAL HWY FROM S OF 10TH AVE SOUTH TO 6TH AVE N	RESURFACING	FDOT	PSE Meeting	3/13/2023
4457691	A1A / BLUE HERON BLVD OVER INTRACOASTAL WATERWAY	BRIDGE-REPAIR/REHABILITATION	FDOT	Construction Notice to Proceed (NTP)	3/21/2023
4444771	A1A FROM SOUTH OF GRAND BAY CT TO SOUTH OF LINTON BLVD	RESURFACING	FDOT	PSE Meeting	3/22/2023
4461031	MILITARY TRAIL FROM SOUTH OF DEVONS RD TO NORTH OF FLAG DR	RESURFACING	FDOT	Letting	3/29/2023
4444771	A1A FROM SOUTH OF GRAND BAY CT TO SOUTH OF LINTON BLVD	RESURFACING	FDOT	Public Information Workshop	3/30/2023
4484171	SR-A1A/OCEAN BLVD FROM NORTH OF IBIS WAY TO S OF SR-80/SOUTHERN BLVD	RESURFACING	FDOT	Kickoff Meeting	4/4/2023
4414661	SPANISH RIVER BLVD/SR-800 OVER ICWW	BRIDGE-REPAIR/REHABILITATION	FDOT	Construction Notice to Proceed (NTP)	4/6/2023
4461731	FEDERAL HWY FROM S OF 10TH AVE SOUTH TO 6TH AVE N	RESURFACING	FDOT	Biddability	4/6/2023
4444771	A1A FROM SOUTH OF GRAND BAY CT TO SOUTH OF LINTON BLVD	RESURFACING	FDOT	Biddability	4/7/2023
4461751	A1A FROM N OF EMERALDA BCH WAY TO SOUTH OF SR-704/ROYAL PALM WAY	RESURFACING	FDOT	Public Information Workshop	4/10/2023

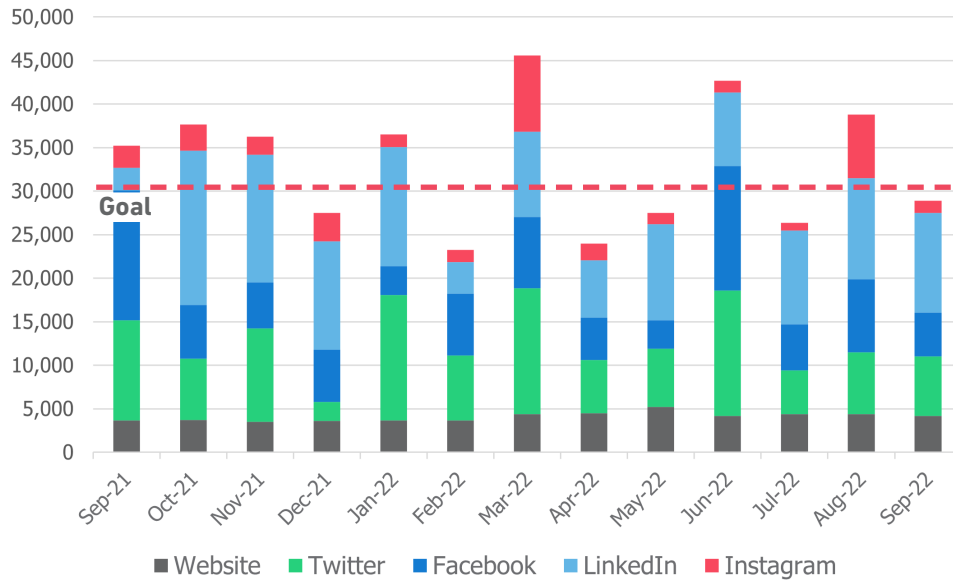
# Public Involvement Activity Report

September 2022

4.C

## FY 22 Strategic Plan Goal 1.B Increase Social Media Engagement

### Social Media Impressions



## FY 22 Strategic Plan Goal 1.D: Increase public awareness of the TPA Goal: 75 TPA-related media stories Current: 29 TPA-related media stories

### Total September Media Coverage

**Audience:** Represents the number of people who likely viewed a story.

**Publicity Value:** Represents the cost to advertise during that specific time, program and/or platform multiplied by the number of people who viewed the story.



#### Total National TV Audience

89,934

#### Total National TV Publicity

USD \$23,729

#### Total Local TV Audience

89,934

#### Total Local TV Publicity

USD \$23,729



#### Total Radio Audience

579,289



#### Total Online News Audience

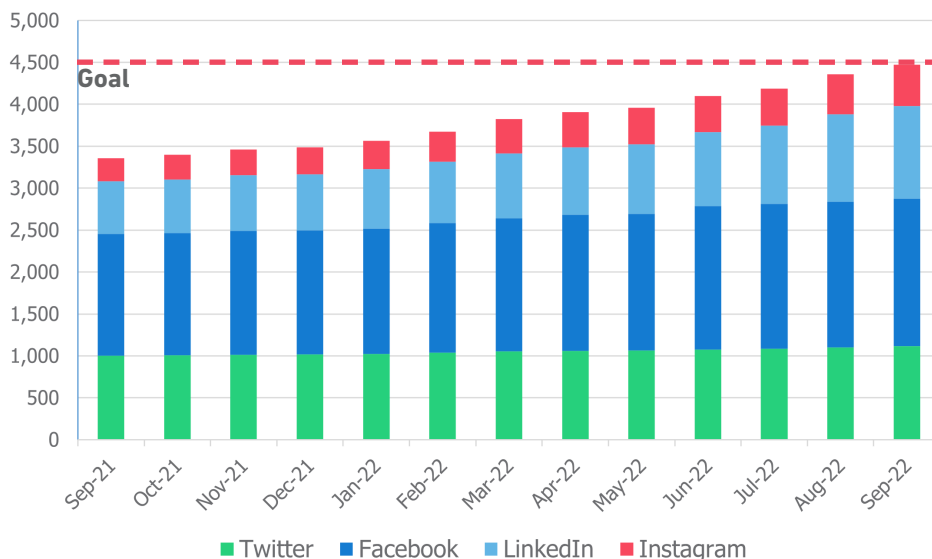
771,885

#### Total Online News Publicity

USD \$20,620

## FY 22 Strategic Plan Goal 1.B Increase Social Media Engagement


### Social Media Followers



[View this month's media report](#)

### WPTV: Downtown West Palm Beach Traffic Congestion

**County mayor thinks tunnel could be solution to downtown West Palm Beach traffic congestion**

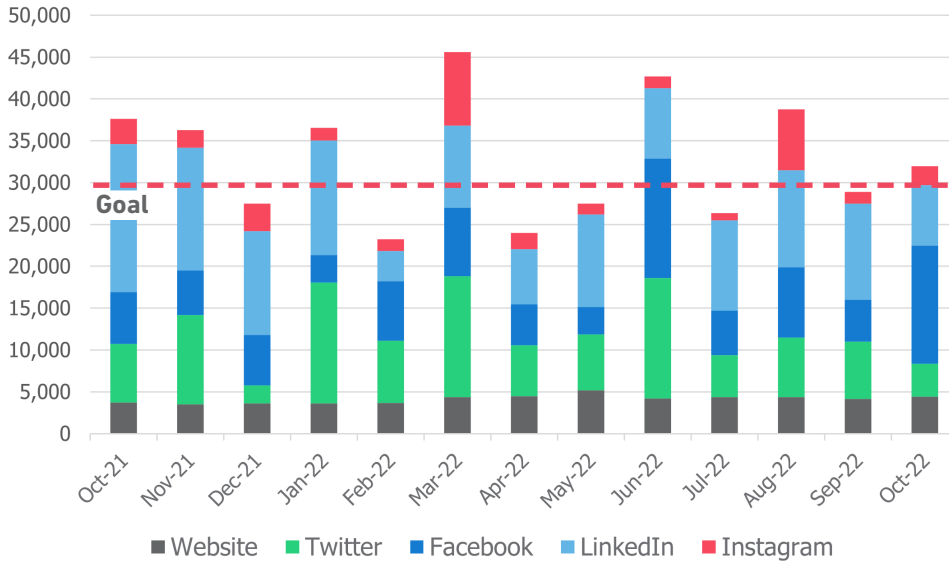


# Public Involvement Activity Report

## October 2022

### FY 22 Strategic Plan Goal 1.B Increase Social Media Engagement

#### Social Media Impressions



### FY 22 Strategic Plan Goal 1.D: Increase public awareness of the TPA Goal: 75 TPA-related media stories Current: 35 TPA-related media stories

#### Total October Media Coverage

**Audience:** Represents the number of people who likely viewed a story.

**Publicity Value:** Represents the cost to advertise during that specific time, program and/or platform multiplied by the number of people who viewed the story.



**Total National TV Audience**  
135,781

**Total National TV Publicity**  
USD \$38,704

**Total Local TV Audience**  
135,781

**Total Local TV Publicity**  
USD \$38,704



**Total Online News Audience**  
84,400

**Total Online News Publicity**  
USD \$7,960

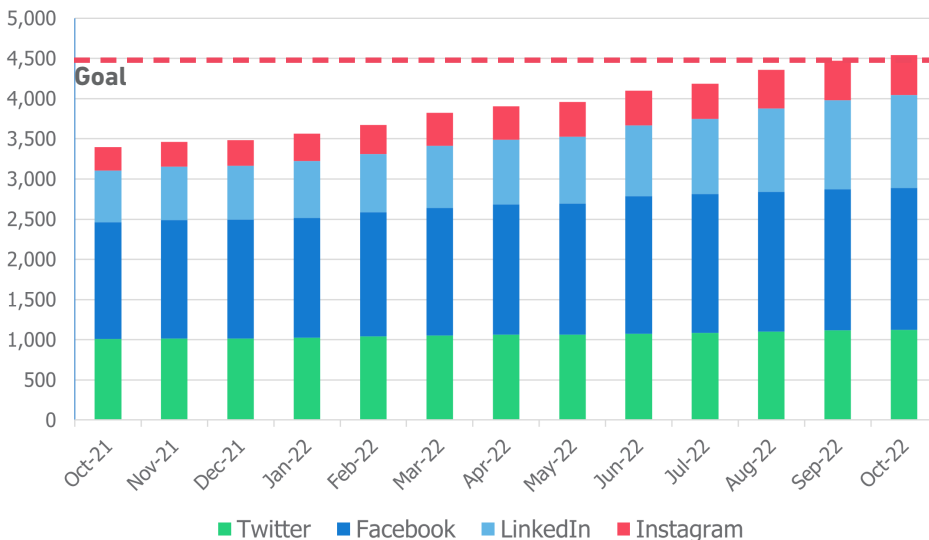
[View this month's media report](#)

**WPBF: National Walk & Roll to School Day**



### FY 22 Strategic Plan Goal 1.B Increase Social Media Engagement

#### Social Media Followers

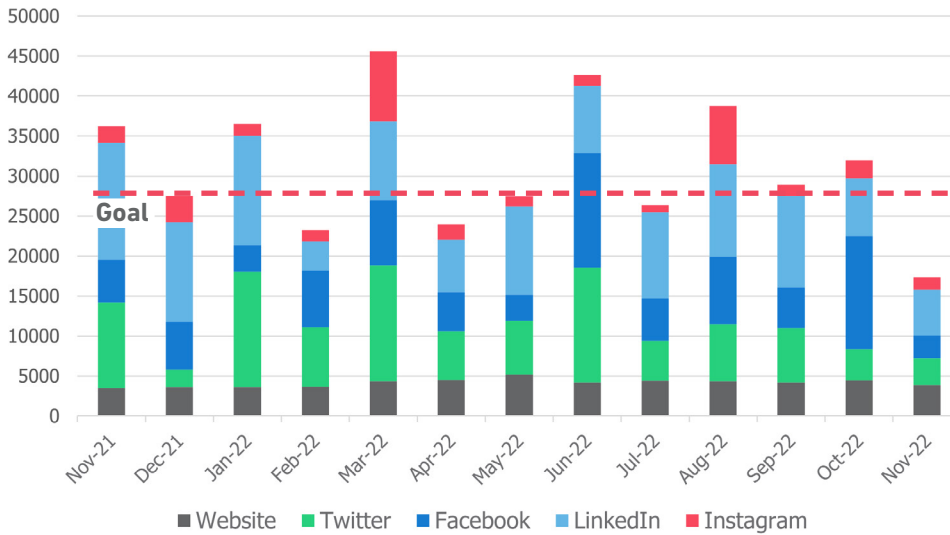


# Public Involvement Activity Report

## November 2022

### FY 22 Strategic Plan Goal 1.B Increase Social Media Engagement

#### Social Media Impressions



### FY 22 Strategic Plan Goal 1.D: Increase public awareness of the TPA Goal: 75 TPA-related media stories Current: 39 TPA-related media stories

#### Total November Media Coverage

**Audience:** Represents the number of people who likely viewed a story.

**Publicity Value:** Represents the cost to advertise during that specific time, program and/or platform multiplied by the number of people who viewed the story.



#### Total Online + Print Audience

88,231

#### Total Online + Print Publicity

USD \$433

[View this month's media report](#)

### Palm Beach Post: Okeechobee Blvd. Traffic

#### 'I curse it every time': What can be done to relieve the worsening Okeechobee Blvd. traffic mess?

Larry Keller Special to The Post  
Published 5:00 a.m. ET Nov. 14, 2022 | Updated 9:21 p.m. ET Nov. 14, 2022

[Hear this story](#) [View Comments](#) [f](#) [t](#) [e](#) [r](#)

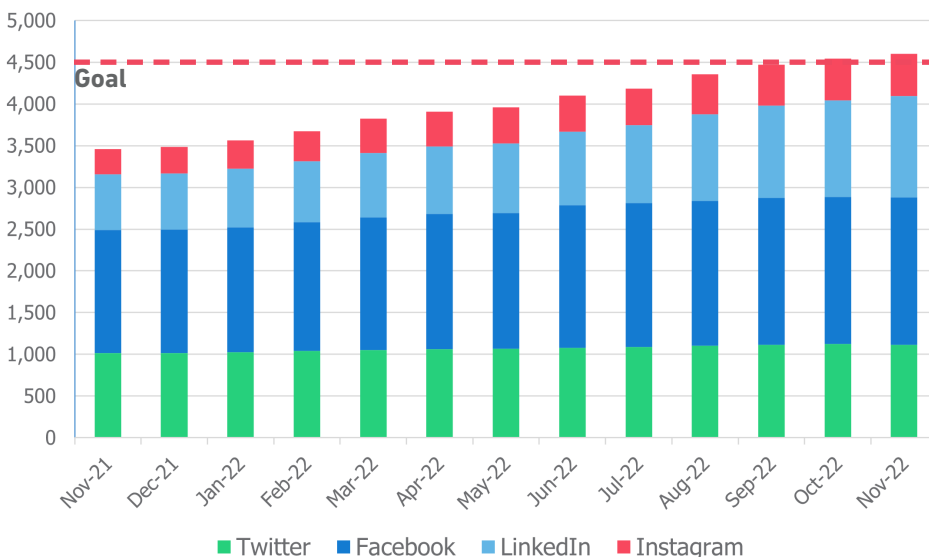


Cars traveling eastbound on Okeechobee Boulevard near the intersection with Parker Avenue are seen Monday, October 10, 2022, in downtown West Palm Beach, FL. ANDRES LEIVA/THE PALM BEACH POST

TPA Executive Director, Valerie Neilson, was interviewed by the Palm Beach Post about the agency's continuous work to identify multimodal transportation opportunities along the Okeechobee Blvd. corridor to alleviate traffic and promote transit oriented development.

### FY 22 Strategic Plan Goal 1.B Increase Social Media Engagement

#### Social Media Followers

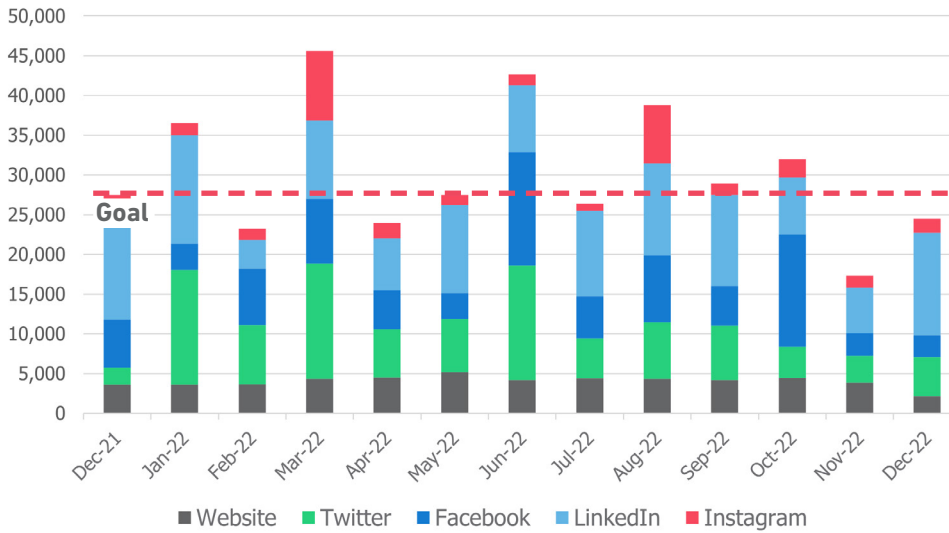


# Public Involvement Activity Report

## December 2022

### FY 22 Strategic Plan Goal 1.B Increase Social Media Engagement

#### Social Media Impressions



### FY 22 Strategic Plan Goal 1.D: Increase public awareness of the TPA Goal: 75 TPA-related media stories Current: 42 TPA-related media stories

#### Total December Media Coverage

**Audience:** Represents the number of people who likely viewed a story.

**Publicity Value:** Represents the cost to advertise during that specific time, program and/or platform multiplied by the number of people who viewed the story.



**Total Online + Print Audience**  
569,713

**Total Online + Print Publicity**  
USD \$13,325

[View this month's media report](#)

### City of West Palm Beach Railway Safety Campaign

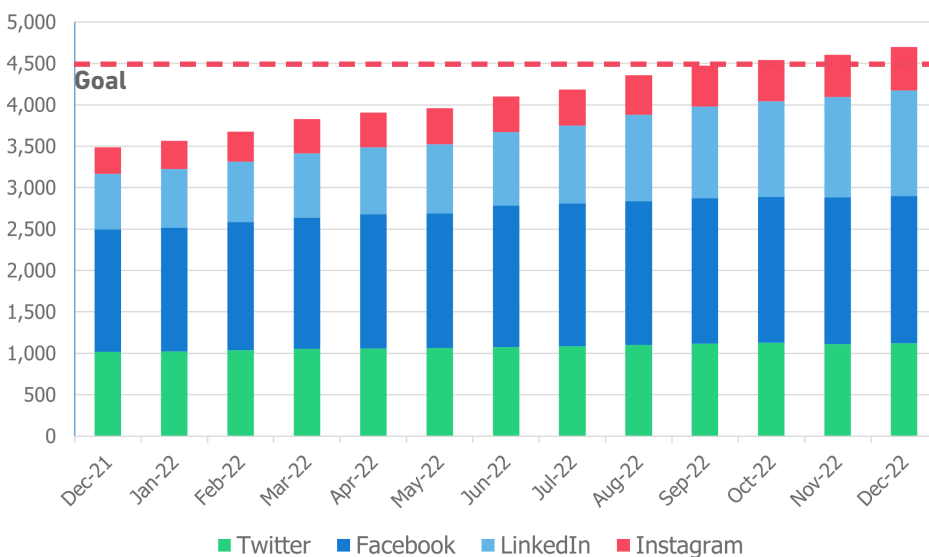


TPA Executive Director, Valerie Neilson, participated in a press conference with the City of West Palm Beach, Palm Beach County, Brightline, South Florida Regional Transportation Authority (SFRTA)/ Tri-Rail and Florida Department of Transportation to remind drivers, bicyclists and pedestrians to be alert and look twice near train tracks. This holiday campaign encouraged individuals that when they "see tracks, think train".

[Read the Palm Beach Post article](#)

### FY 22 Strategic Plan Goal 1.B Increase Social Media Engagement

#### Social Media Followers



# PEDESTRIAN & BICYCLE QUARTERLY CRASH REPORT





## Quarter 3 (Q3) Crash Analysis

The Palm Beach Transportation Planning Agency (TPA) has adopted Vision Zero – a goal to eliminate all traffic-related fatalities and serious injuries (also referred to as “Incapacitating Injuries”) in Palm Beach County. One emphasis area of the Vision Zero Action Plan places emphasis on some of the most vulnerable and disproportionately impacted roadway users: pedestrians and bicyclists.

The TPA’s Vision Zero Action Plan (VZAP) Culture Action 3.1 requires the agency to create a quarterly summary of crashes involving a pedestrian or bicyclist to provide understandable information to the public and stakeholders. This policy requires the TPA to provide observations and actions related to fatal crashes within the planning area. Serious injury crashes have been included starting in the second quarter of 2022.

An annual report is published in June of every year providing an overview of the progress towards the goal of zero fatalities and serious injuries on our roadways by 2030. The annual report includes information related to crash trends, research and feedback for future analysis by stakeholders and partners.

### Crash Trends to Watch

- July 1 to September 30 (Q3, 2022) had a total of 48 serious injury or fatality related crashes involving people walking or people bicycling, an increase of 13 crashes from Q2.
- 5 crashes involved persons walking or bicycling and rail incidents.
- Crashes involving people biking primarily occurred on arterial roads, continuing a trend of this crash type on this functional classification system.
- A large proportion of crashes involving people walking occurred mid-block (83%) while crashes involving people bicycling largely occurred at intersections (79%).
- Distracted driving continues to be a leading characteristic for drivers and there was a notable number of ageing drivers involved in crashes.
- 53% of the mapped crashes were on the Palm Beach TPA’s High Injury Network (HIN).
- A strong concentration of crashes were located in the medium to very high on the high area of the Traditionally Underserved Index in Central Palm Beach County.



## Report Alignment

### A. FDOT Strategic Highway Safety Plan (SHSP)

The SHSP is a statewide safety plan developed by FDOT and its safety partners as a framework for eliminating fatalities and serious injuries on all public roads. This framework is the guide for how Florida's traffic safety partners will move toward the vision of a fatality-free transportation system during the next five years. To achieve this vision, this SHSP affirms the target of zero traffic fatalities and serious injuries.

### B. FDOT Pedestrian and Bicycle Safety Plan

This Pedestrian and Bicycle Strategic Safety Plan (PBSSP) advances this safety vision by supporting the safety of people walking and biking and aligning with the principles set forth by the Pedestrian and Bicyclist Emphasis Area of the Strategic Highway Safety Plan (SHSP). The PBSSP is charged with implementing this plan and consists of federal, state and local safety partners, stakeholders, and safety advocates.

### C. Palm Beach County Local Road Safety Plan and Municipal Safety Plans

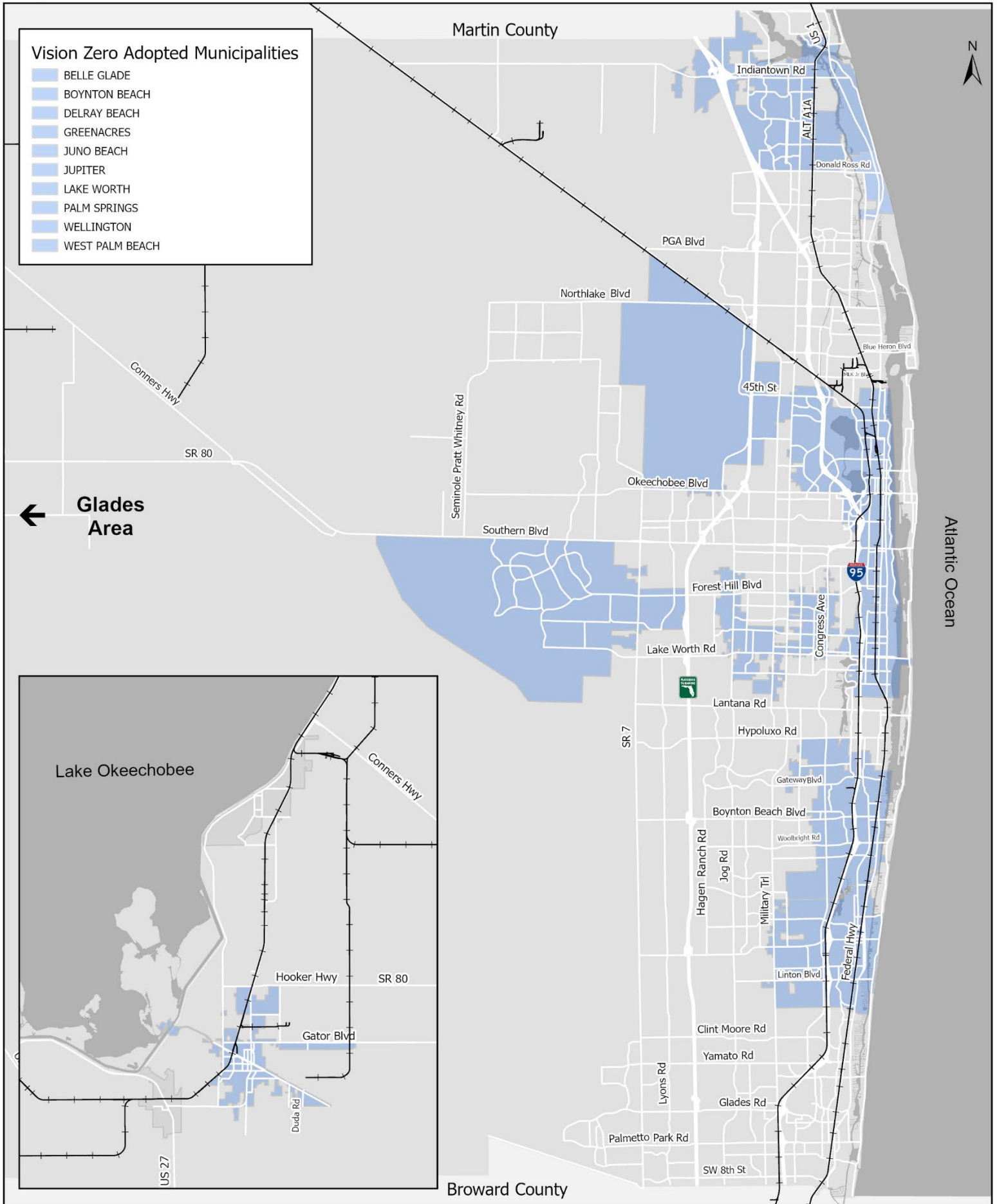
The Palm Beach County Local Road Safety Plan (LRSP) is a comprehensive plan that provides a framework for reducing the number of fatalities and serious injuries associated with crashes that occur on Palm Beach County's (hereafter, "the County's") roadway system. The information in this LRSP draws on best practices in safety planning from documents prepared by the Federal Highway Administration (FHWA), the American Association of State Highway and Transportation Officials, the National Cooperative Highway Research Program, the National Highway Traffic Safety Administration, as well as state and local safety partners. The LRSP supports statewide goals and priorities established in the Florida Strategic Highway Safety Plan (SHSP), including Florida's vision of "A Fatality Free Roadway System".

### D. Local Governments

To date, 10 Municipalities have adopted a Vision Zero Goal, including a target date to eliminate traffic fatalities and serious injuries. The map below indicates the agencies with an adopted Vision Zero Goal in Palm Beach County.



# Palm Beach County - Vision Zero Adopted Municipalities



## Summary Table of Q3 Crashes

The table below displays a summary of crashes occurred in Quarter 3 from July 1<sup>st</sup> to September 30<sup>th</sup>, 2022. More than half of the total crashes took place in the incorporated areas of the county, with a total of 30 crashes, whereas the unincorporated areas had a total of 17 crashes. There was an increase in fatal crashes accounting for 36% of the total crashes from the previous quarter at 30%.

Pedestrian			Bicyclist		
Crash Report #	Jurisdiction	Crash Severity	Crash Report #	Jurisdiction	Crash Severity
24604232	West Palm Beach	Serious Injury	25270616	Unincorporated	Serious Injury
25272342	Lake Worth	Serious Injury	25270418	Unincorporated	Fatality
24604552	West Palm Beach	Serious Injury	25270607	Unincorporated	Fatality
25270521	Royal Palm Beach	Serious Injury	24604560	West Palm Beach	Fatality
24604344	West Palm Beach	Serious Injury	24604345	West Palm Beach	Serious Injury
25272303	Unincorporated	Fatality	24849518	Delray Beach	Serious Injury
25442996	West Palm Beach	Serious Injury	25271434	Unincorporated	Serious Injury
24909917	West Palm Beach	Fatality	25272141	Delray Beach	Fatality
25270889	Unincorporated	Serious Injury	25142827	Boca Raton	Serious Injury
25270839	Boca Raton	Serious Injury	25273228	Unincorporated	Serious Injury
25271224	Unincorporated	Fatality	25274118	Unincorporated	Serious Injury
25271249	Palm Beach	Serious Injury	25456281	Jupiter	Serious Injury
25272035	Unincorporated	Serious Injury	25443722	West Palm Beach	Serious Injury
25272241	Lake Worth	Serious Injury	24849375	Delray Beach	Serious Injury
25272074	Unincorporated	Fatality			
25273703	Unincorporated	Fatality			
25180795	Boynton Beach	Fatality			
25443063	West Palm Beach	Serious Injury			
25142799	Boca Raton	Fatality			



Pedestrian			Bicyclist	
25142878	Boca Raton	Serious Injury		
25009114	Delray Beach	Fatality		
25273132	Unincorporated	Serious Injury		
25273328	Unincorporated	Fatality		
25092183	North Palm Beach	Serious Injury		
25456219	Jupiter	Fatality		
25527056	Unincorporated	Serious Injury		
25527118	Wellington	Serious Injury		
25527005	Boynton Beach	Serious Injury		
25443734	West Palm Beach	Serious Injury		
24983044	Palm Springs	Fatality		
25274249	Unincorporated	Fatality		
25526924	Unincorporated	Fatality		
24848916	Delray Beach	Serious Injury		
<b>Total Mapped/Unmapped</b>		30/3	<b>Total Mapped/Unmapped</b>	13/1

\*Crash data retrieved 1/9/2023



## Crash Trends Deep Dive

This deep dive aligns the FDOT's Florida Strategic Highway Safety Plan (SHSP) Emphasis Areas for crashes and the TPA's High Injury Network (HIN) considerations, and other trending topics to summarize the conditions in table. This information is useful when looking at long term crash trends to better determine when crash modification factors may necessitate changes to roadways.

The consecutive pages provide an analysis of Q3's crash conditions with the following three maps:

- **Pedestrian and Bicycle Crashes:** An overall analysis of the pedestrian and bicycle crashes occurred during the third quarter, broken down by crash severity.
- **Crashes on the High Injury Network within Palm Beach County:** An overlay of the crashes on the HIN within PBC. The corridors on the HIN were selected based on the roads with the most fatal and serious injuries, as identified on the TPA's 2021 Vision Zero Action Plan. The TPA's HIN has 20 identified intersections and approximately 50 corridors.
- **Crashes on the Traditionally Underserved Index:** An overlay of the crashes on the Traditionally Underserved Index. To maintain consistency with the TPA's 2021 Vision Zero Action Plan, an equity component was analyzed by prioritizing our traditionally underserved communities on areas where residents likely lack transportation access due to demographic conditions, low income, or a historical lack of services.

Moreover, FDOT conducted a review of Florida's traffic safety resources and analysis of crash data to identify the preeminent crash factors by emphasis area. The five emphasis areas identified on FDOT's SHSP are the following: Roadways, Road Users, User Behavior, Traffic Records and Information Systems, and Evolving emphasis areas. This report only includes the top three emphasis areas organized as such: Roadway, Human Behavior, and Socioeconomic Conditions. The TPA's determination for this selection was based on crash frequency and data availability.


### ROADWAY

### CONDITIONS



### HUMAN

### BEHAVIOR

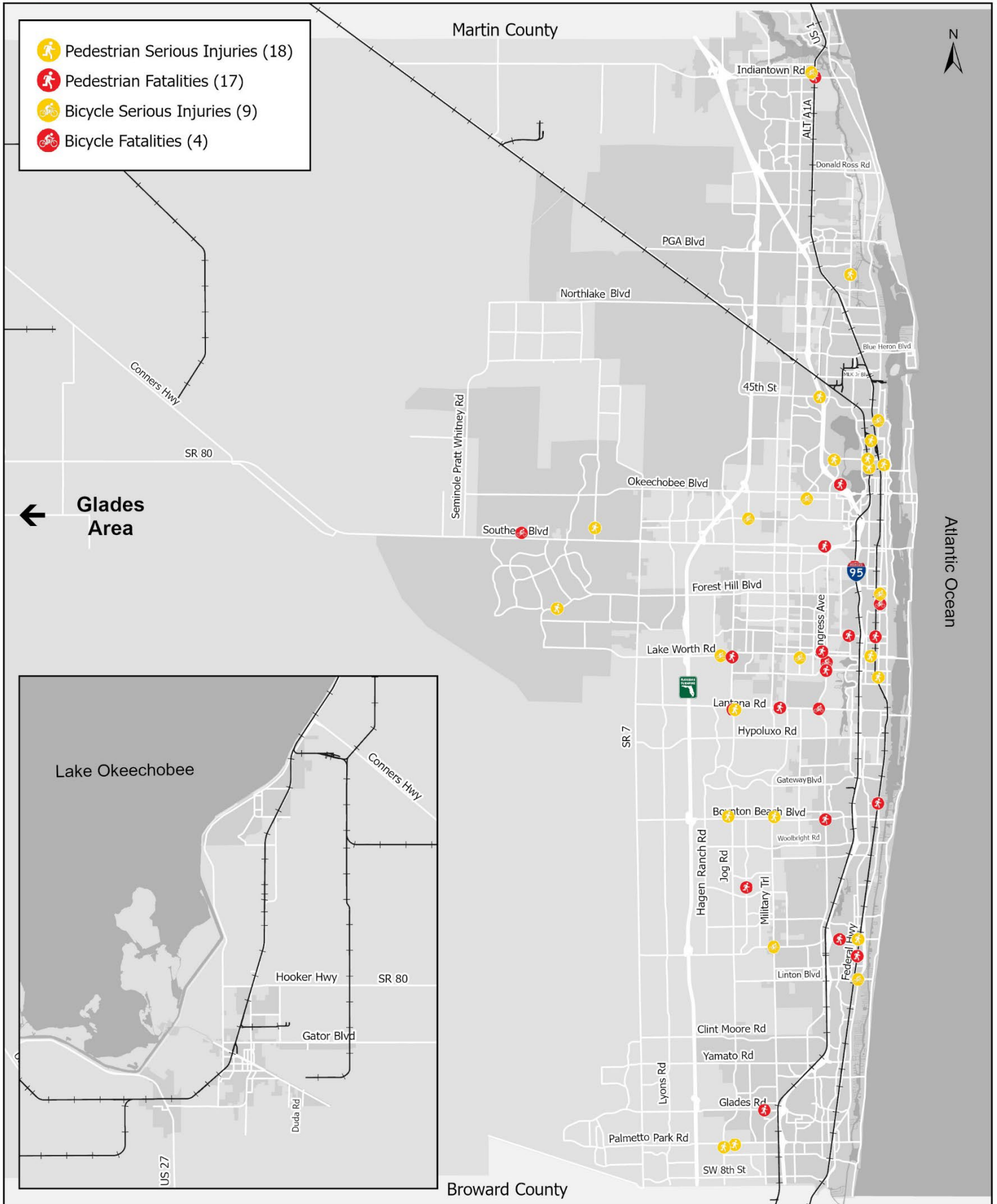


### SOCIOECONOMIC

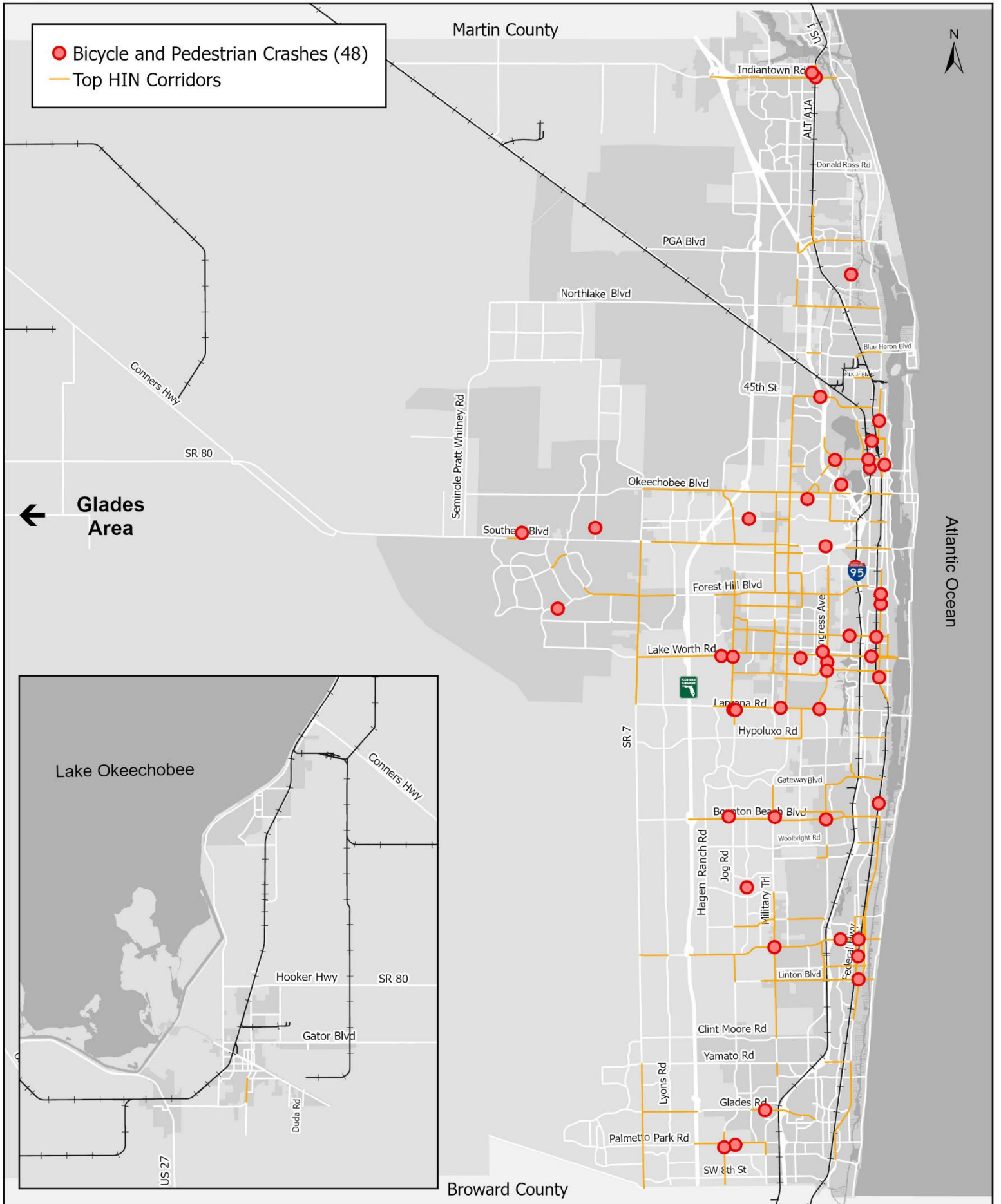
### CONDITIONS



# Ped/Bike Crashes - July 1 to September 30, 2022

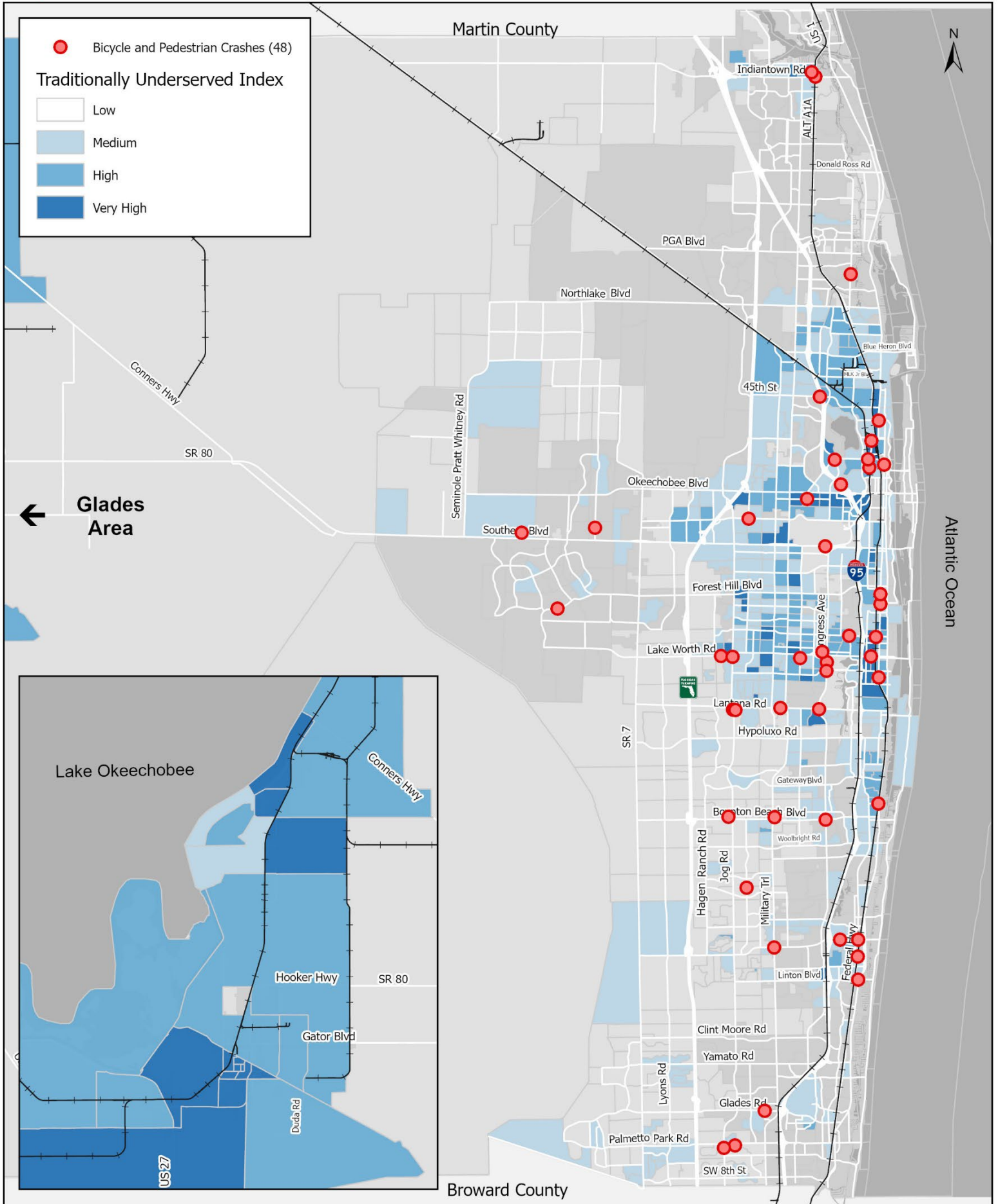


# Crashes on the High Injury Network within Palm Beach County





# Crashes on the Traditionally Underserved Index



## Roadway, Human Behavior, and Socioeconomic Conditions Analysis

	Quarter 1		Quarter 2		Quarter 3		Quarter 4	
	Pedestrian	Bicyclist	Pedestrian	Bicyclist	Pedestrian	Bicyclist	Pedestrian	Bicyclist
<b>Total Crashes</b>	<b>48</b>	<b>14</b>	<b>29</b>	<b>10</b>	<b>38</b>	<b>14</b>		
Fatalities	20	5	11	1	17	4		
Serious Injuries	28	9	18	9	21	10		
<b>Roadway Conditions</b>								
Posted Speed Limit								
>30	13	3	8	3	14	4		
35-40	20	7	11	3	5	4		
45>	15	4	6	3	14	5		
Intersections								
Mid-Block	23	6	15	4	31	3		
Intersection	14	6	4	5	7	11		
Number of Lanes								
2 Lane	18	7	11	3	14	6		
3-4 Lane	14	6	6	1	8	3		
5 > Lane	16	1	7	5	11	4		
Functional Classification								
Major Arterial	14	2	6	8	11	4		
Minor Arterial	17	4	13	0	7	3		
Major Collector	6	7	4	0	4	3		
Minor Collector	6	1	2	1	3	0		
Local Road	5	0	1	0	8	3		
Lane Departure								
Crashes	5	1	5	1	6	0		
Surface Conditions								
Wet Road	5	0	5	0	3	2		
Dry Road	42	14	21	10	30	11		
Lighting Conditions								
Daytime	23	13	11	8	12	10		
Nighttime	25	1	18	2	21	4		
Rail Crossings								
Trespassers	4	0	0	0	5	0		
<b>Human Behaviors</b>								
Impaired Driving	4	1	1	0	0	0		
Distracted Driving	11	0	5	1	10	2		
Speeding and Aggressive Driving	0	0	2	1	0	1		
<b>Socioeconomic Conditions</b>								
Aging Driver	9	4	3	2	6	1		
Teen Driver	2	0	2	2	1	0		



## TPA Reporting

To track the progress made since updating the TPA's 2021 Vision Zero Action Plan, the following actions were applied during the third quarter to help reach our Vision Zero goal:

- Supported the adoption of a Vision Zero Resolution to establish a commitment of the investment of projects that will help eliminate fatal and serious injuries for the following municipalities:
  - City of Greenacres
  - City of Lake Worth Beach
  - Town of Juno Beach
  - Village of Wellington
- Supported the adoption of a Complete Streets Policy to establish a commitment of using a flexible, context-sensitive, and multimodal approach when designing and planning for transportation infrastructure for the following municipalities:
  - City of Lake Worth Beach
  - Village of Wellington
- Supported the following agencies in applying for the Safe Streets and Roads for All grant application to fund the development of a comprehensive safety action plan:
  - City of Boca Raton
  - City of Greenacres
  - City of West Palm Beach
  - Palm Beach County
  - Village of Wellington
- TPA staff attended Florida's Pedestrian and Bicycle Safety Coalition meeting to stay up to date on the latest pedestrian and bicycle state laws, crash data reporting, and statewide Vision Zero efforts
- TPA staff attended the NACTO: Designing Cities conference to learn best practices for designing and implementing street safety redesign projects

The TPA will continue to encourage agencies to develop comprehensive roadway safety action plans and utilize resources and grants available to develop such materials.



## Background Information and Sources

The TPA works collaboratively with Palm Beach County (PBC) and the Florida Department of Transportation (FDOT), as well as municipalities and other strategic partners to align strategies and funding within programs to eliminate crashes that result in a serious injury or fatality. This effort aligns the TPA's goals with those of others, identified below:

### Data Notes

The information contained within this report was downloaded from Signal Four Analytics – University of Florida GeoPlan and the Federal Railroad Administration Office of Safety Analysis data portal and reformatted for this analysis. Please note that the information provided within this report is preliminary and subject to change.

- Signal 4 Analytics: This web-based interactive tool allows government employees and consultants working on behalf of government agencies the ability to view crash reports, produce maps, and interact with data to analyze area trends. [S4Analytics \(signal4analytics.com\)](https://signal4analytics.com) More information on the data is available from the Signal 4 Analytics Data Dictionary. [S4 Data Dictionary.pdf \(signal4analytics.com\)](#). Data for this quarter was retrieved January 9, 2023.
- US Department of Transportation: Federal Railroad Administration: This site shares railroad safety information including accident, incident, inventory, and highway-rail crossing data with the public. [FRA Safety Data & Reporting | FRA \(dot.gov\)](#) Data for this quarter was retrieved January 9, 2023.

\*Disclaimer: Every effort has been made to provide data that is current and accurate. All data is considered preliminary until the year is reconciled and closed out by the FLHSMV, and thus certain adjustments may be made to verify the data where clerical errors are noted. The following data was not included in Signal 4 Analytics and was obtained through other means.

- Posted Speed Limit: Posted speed limit data not included in Signal 4 Analytics. Data was obtained through individual crash reports.
- Functional Classification: Functional Classification data not included in Signal 4 Analytics. Additional spatial analysis was performed to obtain this data.



- Intersection – Mid-Block Crossing: Mid-Block Crossing data not included in Signal 4 Analytics. Data was obtained through individual crash reports and further analysis of conditions.

## Important Safety Contacts

### Palm Beach County

- Motasem Al-Turk, Division Manager  
Palm Beach County Traffic Division  
[malturk@pbcgov.org](mailto:malturk@pbcgov.org)  
(561) 684-4030
- Fadi Emil Nassar, Manager, Traffic Engineering Operations  
Palm Beach County Traffic Division  
[fnassar@pbcgov.org](mailto:fnassar@pbcgov.org)  
(561) 684-4030

### FDOT District Four

- Katie Kehres, District Four Safety Administrator  
District Safety Office  
[Katherine.kehres@dot.state.fl.us](mailto:Katherine.kehres@dot.state.fl.us)  
(772) 429-4889
- Yujing "Tracey" Xie, District Four Traffic Safety Program Engineer  
District Safety Office  
[Yujing.xie@dot.state.fl.us](mailto:Yujing.xie@dot.state.fl.us)  
(954) 777-4355

